

Stormwater Pollution Prevention Plan

For

**Branchburg Township
Somerset County, New Jersey**

Prepared by:



**Branchburg Township
1077 Route 202 North
Branchburg New Jersey**

March 1, 2005

Revised December 15, 2017

Tier A Municipal Stormwater Regulation Program

Stormwater Pollution Prevention Team Members

Number of team members may vary.

Completed by: Doug Ball

Title: Township Engineer

Date: 12/15/2017

Municipality: Branchburg

County: Somerset

NJPDES #: NJG0148539

PI ID #: 171410

Stormwater Program Coordinator: Doug Ball

Title: Township Engineer

Office Phone #: 908-526-1300 x142

Emergency Phone #: 908-295-7164

Public Notice Coordinator: Maggie Schmitt

Title: Township Clerk

Office Phone #: 908-526-1300 x103

Emergency Phone #: None

Post-Construction Stormwater Management Coordinator: Doug Ball

Title: Township Engineer

Office Phone #: 908-526-1300 x142

Emergency Phone #: 908-295-7164

Local Public Education Coordinator: Juan Reyes

Title: Senior Construction Inspector, CADD Operator

Office Phone #: 908-526-1300 x140

Emergency Phone #: None

Ordinance Coordinator: Maggie Schmitt

Title: Township Clerk

Office Phone #: 908-526-1300 x103

Emergency Phone #: None

Public Works Coordinator: Tom Mantz

Title: Director of Public Works

Office Phone #: 908-526-1300 x171

Emergency Phone #: 732-522-1804

Employee Training Coordinator: Tom Mantz

Title: Director of Public Works

Office Phone #: 908-526-1300 x171

Emergency Phone #: 732-522-1804

Other: _____

Title: _____

Office Phone #: _____

Emergency Phone #: _____

SPPP Form 3 – New Development and Redevelopment Program

Municipality Information	Municipality: <u>Branchburg</u> County: <u>Somerset</u>
	NJPDES # : NJG <u>0148539</u> PI ID #: <u>171410</u>
	Team Member/Title: <u>Doug Ball, Township Engineer</u>
	Effective Date of Permit Authorization (EDPA): <u>July 2, 2009</u>
	Date of Completion: <u>December 15, 2017</u> Date of most recent update: <u>December 15, 2017</u>

Describe in general terms your post-construction stormwater management in new development and redevelopment program (post-construction program), and how it complies with the Tier A Permit minimum standard. This description must address compliance with the Residential Site Improvement Standards for stormwater management; ensuring adequate long-term operation and maintenance of BMPs (including BMPs on property that you own or operate); design of storm drain inlets (including inlets that you install); and preparation, adoption, approval, and implementation of a municipal stormwater management plan and municipal stormwater control ordinance(s). Attach additional pages as necessary. Some additional specific information (mainly about that plan and ordinance(s)) will be provided in your annual reports.

We are already ensuring that all new residential development and redevelopment projects that are subject to the Residential Site Improvement Standards for stormwater management (including the NJDEP Stormwater Management rules, N.J.A.C. 7:8, referenced in those standards) are in compliance with those standards. Our planning and zoning boards ensure such compliance before issuing preliminary or final subdivision or site plan approvals under the Municipal Land Use Law.

All development approvals requiring stormwater management facilities regulated under a major development, condition any such approval that the applicant enter into a developer's agreement which includes a ancillary Stormwater Facility Agreement filed and recorded at the County Hall of Records. This agreement ensures the long term operation and maintenance of these facilities. These developments are inspected on an annual basis, and owners are required to make certain repairs when necessary.

The Township also performs inspections of all basins owned and operated by the municipality since February 7, 1984. The Department of Public Works provides all required maintenance.

All development applications, capital improvement projects, and private property improvements involving the paving or improvements to parking lot facilities, the Township enforces the inlet retrofitting ordinance whereby requiring all non-conforming inlet castings to be replaced with castings to prevent floatables from entering the MS4.

The Township's MSWMP and Stormwater Control ordinances are current to the requirements, and enforced on an as needed basis.



2017 INFO ON TOWNSHIP CABLE TV

Be careful of what you post!
CYBERSECURITY IS OUR SHARED RESPONSIBILITY



Artwork created by 2016/2017 National Poster Contest Winner, Kayla



WHEN YOU'RE WASHING YOUR CAR IN
THE DRIVEWAY, REMEMBER YOU'RE NOT
JUST WASHING YOUR CAR
IN THE DRIVEWAY.



Car washes pollute storm drains and directly into our lakes, rivers and the ocean.
So what can you do? Take your car to a car wash where
the water gets treated and recycled.

www.cleanwaterNJ.org



05/18/2018 14:41

If I Looked Just As Stupid

an overdose?
Call 911 immediately!
If necessary, use naloxone
with caution for help

VINE

VINE provides Assistance y
Notification & Location
of Everyone who Jersey has
been in the State of New Jersey

2017 POSTER ON BULLETIN BOARD IN LOBBY

**IF YOU DON'T
PICK UP AFTER YOUR PET,
IT MIGHT AS WELL
POOP IN THE RIVER.**



**Rain washes pollutants into storm drains which
flows directly into our streams, lakes,
rivers and the ocean.
So what can you do?**



www.cleanwaterNJ.org

2017
PRINTED BROCHURE
ON COUNTER IN
ADMINISTRATION

or the ocean. Coliform bacteria can contaminate shellfish, which

causes people to get very sick when they are eaten. Bacteria from pet waste can also pollute your drinking water, as well as kill fish, wildlife and plants. Pet waste is not only a health hazard but also a nuisance in our neighborhoods.

YOU CAN HELP!

- Use newspaper, plastic bags, or a pooper-scooper to pick up the waste when you walk your pet.
- Properly dispose of pet waste into the trash or toilet. (Do NOT dispose of newspaper or plastic bags in the toilet.)
- Do not dispose of pet waste in storm drains.

WHY SHOULD YOU CARE ABOUT CLEAN WATER?

Stormwater pollution is one of the greatest threats to New Jersey's clean water supply. Clean water provides access to safe drinking water, a place for recreation, commercial opportunities, healthy wildlife habitats, and adds beauty to our landscape. Rain washes pollution from streets, parking lots, and lawns into storm drains, then directly to our streams, rivers, lakes and the ocean.

Did you know more than 60 percent of water pollution comes from things like motor oil, fertilizers, pet waste, and detergents? By sharing the responsibility and making small, easy changes in our daily lives, we can keep common pollutants out of stormwater.



www.cleanwaterNJ.org



Thanks to the Washington State Department of Ecology, King County, and the cities of Bellevue, Seattle and Tacoma.

Pet Waste Pollutes Our Waters

What You Can Do To Help Protect Our Water

Clean and plentiful water is important to our families, our environment, our economy and our quality of life.

Did you know that animal waste from pets can pollute our waters? When left on the ground, pet waste is washed by rain and melting snow and ice into storm drains that carry it to our rivers, lakes, the ocean and drinking water.

Animal waste contains a high concentration of nutrients as well as bacteria and disease-causing microorganisms that can cause problems.

What you can do

Pet owners or anyone who takes your pet for walks must properly dispose of the waste by picking it up, wrapping it and either placing it in the trash or flushing it unwrapped down the toilet.

Your municipality is required to adopt and enforce local pet-waste laws. At a minimum, your community must require that pet owners or their keepers **immediately** and **properly** dispose of their pet's solid waste deposited on **any public or private property not owned or possessed by that person**. People with assistance animals such as Seeing Eye dogs are exempt.

Make sure you know what your municipality requires – and follow it.


Thank you for doing your part to keep New Jersey's waters clean.

For more information, please contact the following:

New Jersey Department of Environmental Protection
Division of Water Quality
Bureau of Nonpoint Pollution Control
Municipal Stormwater Regulation Program
(609) 633-7021

Visit www.njstormwater.org or www.nonpointsource.org

Additional information is also available at U.S.
Environmental Protection Agency Web sites:
www.epa.gov/npdes/stormwater or www.epa.gov/nps



Chris Christie, Governor
Bob Martin, Commissioner



FLYERS MAILED WITH DOG LICENSE RENEWALS 2017

**IF YOU DON'T
PICK UP AFTER YOUR PET,
IT MIGHT AS WELL
POOP IN THE RIVER.**



**Rain washes pollutants into storm drains which
flows directly into our streams, lakes,
rivers and the ocean.
So what can you do?**



www.cleanwaterNJ.org

WHAT'S THE PROBLEM WITH PET WASTE?

Rain can wash pet waste that sits on a lawn or unpaved surface into storm drains, ultimately ending up in our lakes, rivers and the ocean. Pet waste contains coliform bacteria and other pollutants that can make people sick, and often cause beach closures on lakes or the ocean. Coliform bacteria can contaminate shellfish, which causes people to get very sick when they are eaten. Bacteria from pet waste can also pollute your drinking water, as well as kill fish, wildlife and plants. Pet waste is not only a health hazard but also a nuisance in our neighborhoods.

YOU CAN HELP!

- Use newspaper, plastic bags, or a pooper-scooper to pick up the waste when you walk your pet.
- Properly dispose of pet waste into the trash or toilet. (Do NOT dispose of newspaper or plastic bags in the toilet.)
- Do not dispose of pet waste in storm drains.

WHY SHOULD YOU CARE ABOUT CLEAN WATER?

Stormwater pollution is one of the greatest threats to New Jersey's clean water supply. Clean water provides access to safe drinking water, a place for recreation, commercial opportunities, healthy wildlife habitats, and adds beauty to our landscape. Rain washes pollution from streets, parking lots, and lawns into storm drains, then directly to our streams, rivers, lakes and the ocean.

Did you know more than 60 percent of water pollution comes from things like motor oil, fertilizers, pet waste, and detergents? By sharing the responsibility and making small, easy changes in our daily lives, we can keep common pollutants out of stormwater.



www.cleanwaterNJ.org



Thanks to the Washington State Department of Ecology, King County, and the cities of Bellevue, Seattle and Tacoma.

SPPP Form 6 – MS4 Outfall Pipe Mapping

Municipality Information

Municipality: Branchburg County: Somerset
NJPDES # : 0148539 PI ID #: 0171410
Team Member/Title: Tom Mantz, Director of Public Works, John Hitchcock, System Administrator
Effective Date of Permit Authorization (EDPA): July 7, 2009
Date of Completion: December 15, 2017 Date of most recent update: December 15, 2017

Explain how you will prepare your map (include its type and scale, and the schedule for the mapping process). Who will prepare your map (e.g., municipal employees, a consultant, etc.)?

The MS4 Outfall mapping was completed by Bruce Kosensky, former Director of Public Works and John Hitchcock. The map was created for the work performed by a vendor hired by Branchburg, by collecting all GPS coordinates of all known outfalls which drain to State waters. These outfalls were provided a unique identifier for DPW to manage on going maintenance work orders and to locate these outlets. The database of these outlets were researched as to ownership and whether proper easements are in place for proper access on private property.

The map shows the outfalls, labeled waterways and the road system of Branchburg.

In addition to the required outfalls, all inlets, storm manholes and headwalls have been located.

Lined area for additional information or notes.

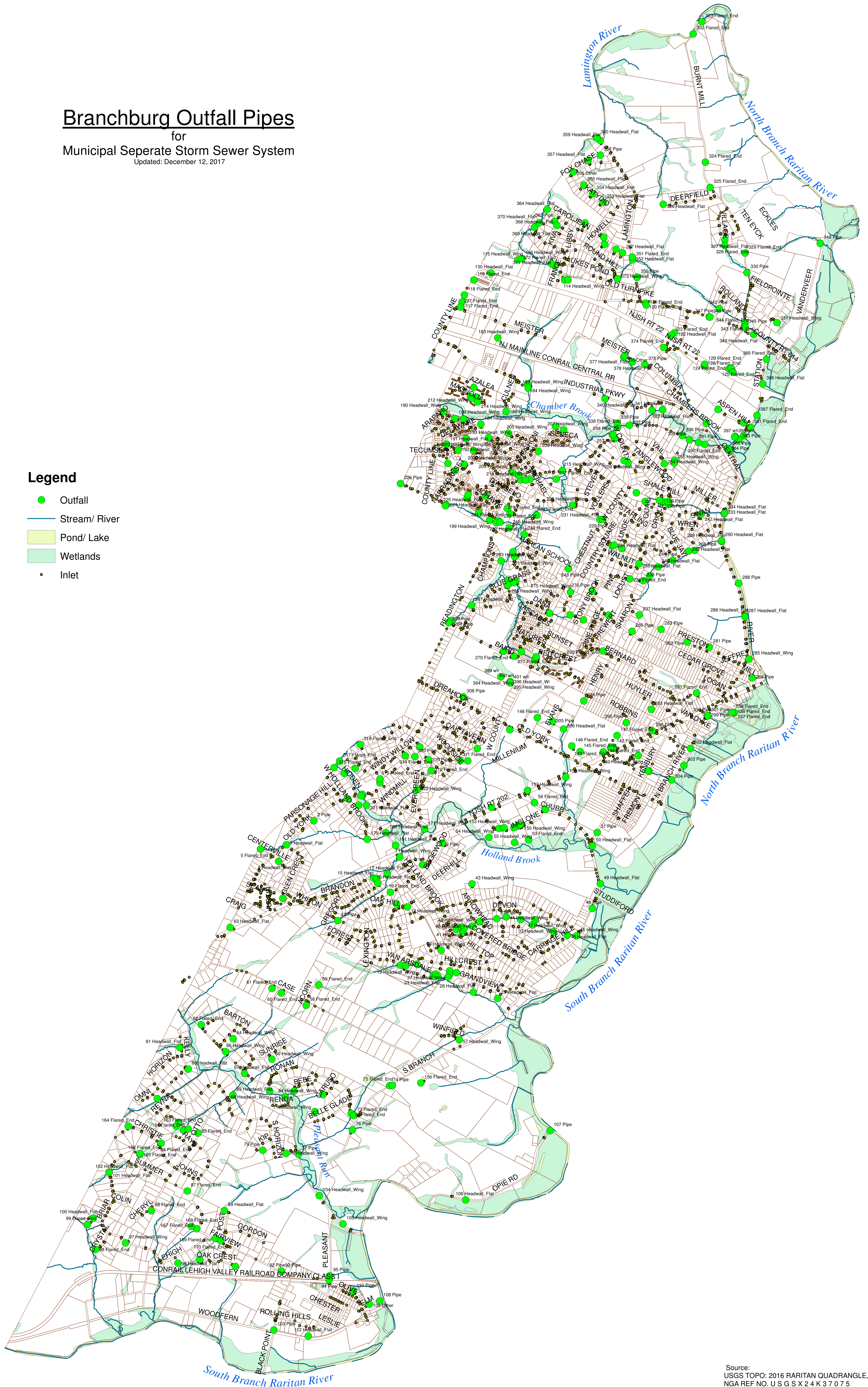
Branchburg Outfall Pipes

for
Municipal Separate Storm Sewer System

Updated: December 12, 2017

Legend

- Outfall
- Stream/ River
- Pond/ Lake
- Wetlands
- Inlet



SPPP Form 8 – Illicit Connection Records

Municipality Information	Municipality: <u>Branchburg</u> County: <u>Somerset</u>
	NJPDES #: <u>0148539</u> PI ID #: <u>0171410</u>
	Team Member/Title: <u>Tom Mantz, Director of Public Works</u>
	Effective Date of Permit Authorization (EDPA): <u>July 7, 2009</u>
	Date of Completion: <u>December 15, 2017</u> Date of most recent update: <u>December 15, 2017</u>

Prior to May 2, 2006

Note: Attach a copy of each illicit connection report form for outfalls found to have a dry weather flow.

Total number of inspections performed this year? _____

Number of outfalls found to have a dry weather flow? _____

Number of outfalls found to have an illicit connection? _____

How many illicit connections were eliminated? _____

Of the illicit connections found, how many remain? _____

May 2, 2006 – May 1, 2007

Note: Attach a copy of each illicit connection report form for outfalls found to have a dry weather flow.

Total number of inspections performed this year? _____

Number of outfalls found to have a dry weather flow? _____

Number of outfalls found to have an illicit connection? _____

How many illicit connections were eliminated? _____

Of the illicit connections found, how many remain? _____

May 2, 2007 – May 1, 2008

Note: Attach a copy of each illicit connection report form for outfalls found to have a dry weather flow.

Total number of inspections performed this year? _____

Number of outfalls found to have a dry weather flow? _____

Number of outfalls found to have an illicit connection? _____

How many illicit connections were eliminated? _____

Of the illicit connections found, how many remain? _____

May 2, 2008 – May 1, 2009

Note: Attach a copy of each illicit connection report form for outfalls found to have a dry weather flow.

Total number of inspections performed this year? _____

Number of outfalls found to have a dry weather flow? _____

Number of outfalls found to have an illicit connection? _____

How many illicit connections were eliminated? _____

Of the illicit connections found, how many remain? _____

SPPP Form 9 – Yard Waste Collection/Ordinance Program

Municipality Information

Municipality: Branchburg Township County: Somerset
NJPDES # : NJG0148539 PI ID #: 171410
Team Member/Title: Tom Mantz, Director of Public Works
Effective Date of Permit Authorization (EDPA): July 7, 2009
Date of Completion: December 15, 2017 Date of most recent update: December 15, 2017

Please describe your yard waste collection program. Be sure to include the collection schedule and how you will notify the residents and businesses of this schedule. Attach additional pages as necessary.

Yard Waste:

Branchburg Township provides dumpsters to the residents, which can be used every Friday and Saturday excluding holidays. The residents are required to purchase a permit, and then allowed to bring the yard waste to the dumpsters. The schedule is advertised on the local television channel and on the Township's web site.

Leaf Collection:

Begins in late October and ends in early December. The Township is divided into 4 sections which have 2 crews picking up leaves. The schedule is advertised on the local television channel and on the Township's web site. The schedule that we will be using will allow for the collection of the leaves placed curbside within 7 days. We also inform the residents not to place the leaves in the gutters and to keep them 10 feet from the catch basins.

SPPP Form 11 – Storm Drain Inlet Retrofitting

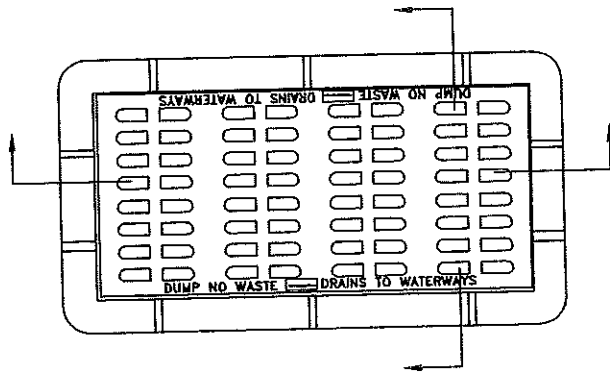
Municipality Information

Municipality: Branchburg County: Somerset
 NJPDES #: 0148539 PI ID #: 171410
 Team Member/Title: Juan Reyes, Senior Construction Inspector
 Effective Date of Permit Authorization (EDPA): July 7, 2009
 Date of Completion: Date of most recent update: December 15, 2017

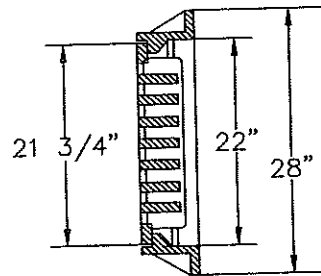
What type of storm drain inlet design will generally be used for retrofitting?
~~Curb Inlets were replaced with bicycle safe grates and Type "N-Eco" curb pieces.~~
Stormwater Quality Inlet Head Plates.

Repaving, repairing, reconstruction or alteration project name	Projected start date	Start date	Date of completion	# of storm drain inlets	# of storm drains w/ hydraulic exemptions
Preston Drive Reconstruction	6/26/17	7/5/17	10/18/17	23	2
Nassau Court	9/26/17	9/18/17	10/18/17	5	
Meadow Plaza - 1043 Rt 202	5/31/17		8/26/17	2	
Eli Lilly & Co. - 50 Imclone	6/8/17		8/26/17	9	
Viva Branchburg- 3140 Rt 22	8/31/17		11/11/17	3	
Branchburg Center - 3040 Rt 22	10/11/17		11/11/17	6	

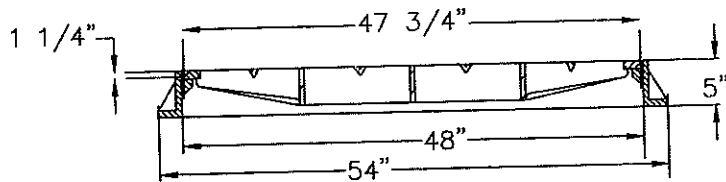
Are you claiming any alternative device exemptions or historic place exemptions for any of the above projects? Please explain:
None



PLAN



SECTION



SECTION

- DUMP NO WASTE
- DRAINS TO RIVER
- DRAINS TO WATERWAY
- NAME PLATE OPTIONS



3D TROUT DESIGN

NOTE:

1. FRAME CAMPBELL FOUNDRY NO. 3405 OR APPROVED EQUAL, MADE IN AMERICA PRODUCTS.
2. ECO BICYCLE SAFE GRATE CAMPBELL FOUNDRY NO. 2617.
3. MATERIALS: GRAY CAST IRN ASTM A48-83, CLASS 30B, CASTINGS SUPPLIED WITHOUT COATING.
4. LOADING: AASHTO HS-25 HIGHWAY LOADING.
5. SHOP DRAWING SHALL BE SUBMITTED TO THE ENGINEERING DEPARTMENT FOR APPROVAL.

TYPE "A" INLET
ECO BICYCLE SAFE GRATE
 Not to Scale



TOWNSHIP OF BRANCHBURG
 1077 Route 202 North
 Branchburg, New Jersey 08876-3936
 TELE: (908)526-1300 FAX: (908)526-2452

STANDARD CONSTRUCTION DETAILS
 STORM SEWER
 TYPE "A" INLET

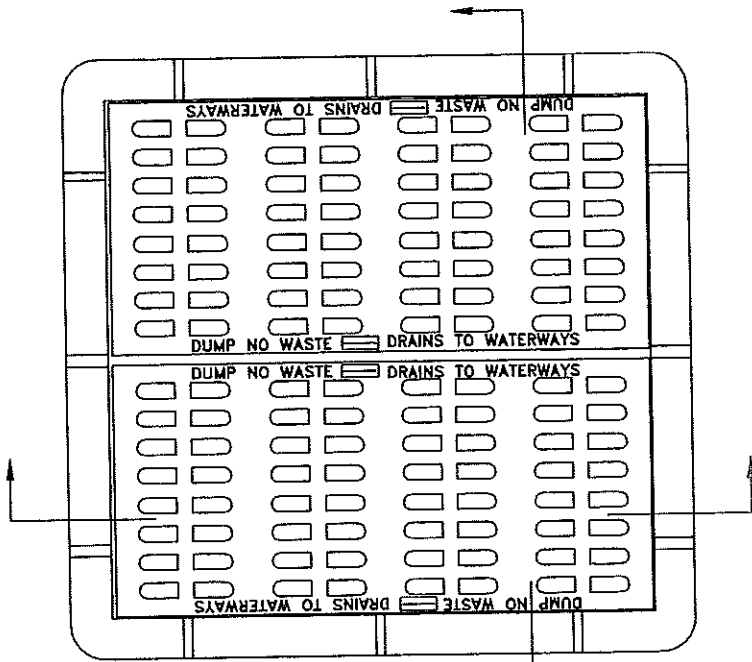
DOUGLAS A. BALL, P.E., TOWNSHIP ENGINEER

DATE: 2-2-10

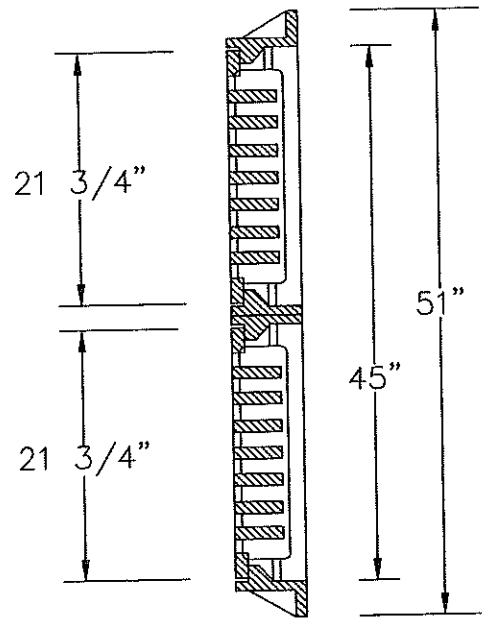
SCALE : NTS

DRAWN BY: JAR

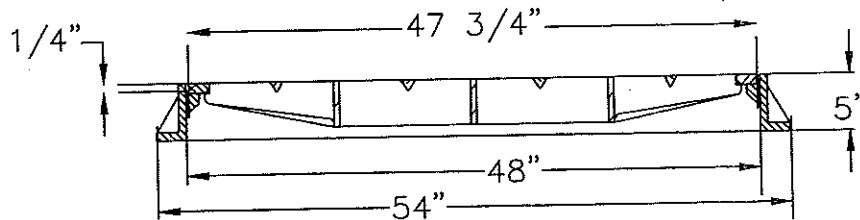
REV: 9/2014



PLAN



SECTION



SECTION

DUMP NO WASTE

DRAINS TO RIVER

DRAINS TO WATERWAY

NAME PLATE OPTIONS



3D TROUT DESIGN

NOTE:

1. FRAME CAMPBELL FOUNDRY NO. 3425 OR APPROVED EQUAL.
MADE IN AMERICA PRODUCTS.
2. ECO BICYCLE SAFE GRATE CAMPBELL FOUNDRY NO. 2617
3. MATERIALS: GRAY CAST IRON ASTM A48-83, CLASS 30B, CASTINGS SUPPLIED WITHOUT COATING.
4. LOADING: AASHTO HS-25 HIGHWAY LOADING.
5. SHOP DRAWINGS SHALL BE SUBMITTED TO THE ENGINEERING DEPARTMENT FOR APPROVALS.

TYPE "E" INLET
ECO BICYCLE SAFE GRATES

Not to Scale



TOWNSHIP OF BRANCHBURG
1077 Route 202 North
Branchburg, New Jersey 08876-3936
TELE: (908)526-1300 FAX: (908)526-2452

STANDARD CONSTRUCTION DETAILS
STORM SEWER
ECO TYPE "E" INLET

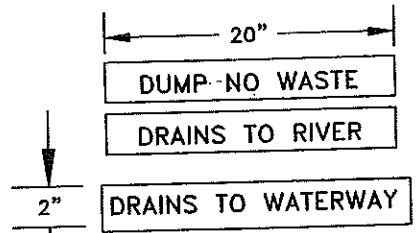

DOUGLAS A. BALL, P.E., TOWNSHIP ENGINEER

DATE: 2-2-10

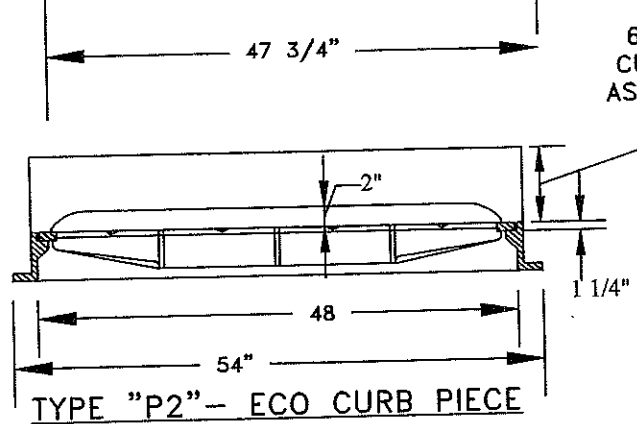

SCALE: NTS

DRAWN BY: JAR

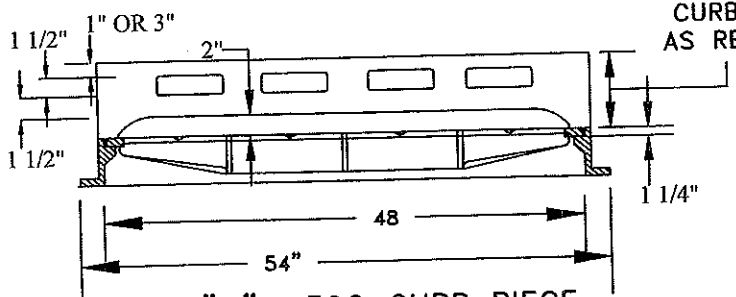
REV: 9/2014



NAME PLATE OPTIONS



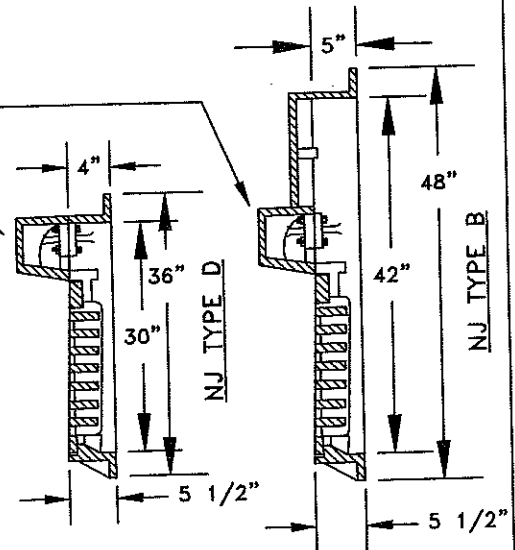
TYPE "P2" - ECO CURB PIECE



TYPE "N" - ECO CURB PIECE

6" OR 8" CURB HEAD AS REQUIRED

6" OR 8" CURB HEAD AS REQUIRED



NOTES:

1. FRAME AND GRATE TO BE #2618 TYPE "N" OR "P2" ECO CURB PIECE AS MANUFACTURED BY CAMPBELL FOUNDRY CO. OR APPROVED EQUAL; MADE IN AMERICA PRODUCTS, BICYCLE SAFE GRATES SHALL BE USED;
2. MATERIALS: GRAY CAST IRON ASTM A48-83, CLASS 30B, SUPPLIED WITHOUT SURFACE COATING.
3. AASHTO HS-25 HIGHWAY LOADING;
4. SHOP DRAWINGS SHALL BE SUBMITTED TO THE ENGINEERING DEPARTMENT FOR APPROVAL.

ECO CURB PIECE TYPE "P2" & "N"

Not to Scale



TOWNSHIP OF BRANCHBURG
1077 Route 202 North
Branchburg, New Jersey 08876-3936
TELE: (908)526-1300 FAX: (908)526-2452

STANDARD CONSTRUCTION DETAILS
STORM SEWER CURB INLET
WITH BICYCLE SAFE GRATE

DOUGLAS A. BALL, P.E., TOWNSHIP ENGINEER

DATE: 2-2-10

SCALE: NTS

DRAWN BY: JAR

REV: 2015

Illicit Connection Inspection Report Form

Municipality
Information

Municipality: _____ County _____

NJPDES #: _____ PI ID #: _____

Team Member: _____

Date _____ Effective Date of Permit Authorization (EDPA): _____

Outfall #: _____ Location: _____

Receiving Waterbody: _____

1. Is there a dry weather flow? Y () N ()
 2. If "YES", what is the outfall flow estimate? _____ gpm
(flow sample should be kept for further testing, and this form will need to be submitted with the Annual Report and Certification)
 3. Are there any indications of an intermittent flow? Y () N ()
 4. If you answered "NO" to BOTH questions #1 and #3, there is probably not an illicit connection and you can skip to question #7.
(NOTE: This form does not need to be submitted to the Department, but should be kept with your SPPP.)
- If you answered "YES" to either question, please continue on to question #5.
(NOTE: This form will need to be submitted to the Department with the Annual Report and Certification.)

5. PHYSICAL OBSERVATIONS:

- (a) ODOR: Oil
- (b) COLOR: Yellow
- (c) TURBIDITY: Cloudy
- (d) FLOATABLES: Petroleum
- (e) DEPOSITS/STAINS: Sediment
- (f) VEGETATION CONDITIONS: Excessive Gi
- (g) DAMAGE TO OUTFALL STRUCTURES:
IDENTIFY STRUCTURE: _____
DAMAGE: Metal Corrosion

6. ANALYSES OF OUTFALL FLOW SAMPLE:

* field calibrate instruments in accordance with manufacturer's instructions prior to testing.

- (a) DETERGENTS: _____ mg/L

(if sample is greater than 0.06 mg/L, the sample is contaminated with detergents [which may be from sanitary wastewater or other sources]. Further testing is required and this outfall should be given the highest priority.)

(if the sample is not greater than 0.06 mg/L and it does not show physical characteristics of sanitary wastewater [e.g., odor, floatables, and/or color] it is unlikely that it is from sanitary wastewater sources, yet there may still be an illicit connection of industrial wastewater, rinse water, backwash or cooling water. Skip to question #6c.)

(b) **AMMONIA (as N) TO POTASSIUM RATIO:** 112

(if the Ammonia to Potassium Ratio is greater than 0.6:1, then it is likely that the pollutant is sanitary sewage)

(if the Ammonia to Potassium Ratio is less than or equal to 0.6:1, then the pollutant is from another washwater source.)

(c) **FLUORIDE:** 123 mg/L

(if the fluoride levels are between 1.0 and 2.5 mg/L, then the flow is most likely from fluoride treated potable water.)

(if the sample tests below a detection limit of 0.1 mg/L for fluoride, it is likely to be from groundwater infiltration, springs or streams. In some cases, however, it is possible that the discharge could originate from an onsite well used for industrial cooling water, which will test non-detect for both detergents and fluoride. To differentiate between these cooling water discharges and groundwater infiltration, you will have to rely on temperature.)

(d) **TEMPERATURE:** _____ °F

(if the temperature of the sample is over 70°F, it is most likely cooling water)

(if the temperature of the sample is under 70°F, it is most likely from ground water infiltration)

7. Is there a suspected illicit connection? Y () N ()

If "YES", what is the suspected source? 12

If "NO", skip to signature block on the bottom of this form.

8. Has the investigation of the suspected illicit connection been completed?
Y () N ()

If "YES", proceed to question #9.

If "NO", skip to signature block on the bottom of this form.

9. Was the source of the illicit connection found? Y () N ()

If "YES", identify the source. asdasdfasdf

What plan of action will follow to eliminate the illicit connection?

Resolution:

If "NO", complete the Closeout Investigation Form and attach it to this Illicit Connection Inspection Report Form.

Inspector's Name: _____

Title: _____

Signature: _____

Date: _____

If there is a dry weather flow or evidence of an intermittent flow, be sure to include this form with your Annual Report and Certification.

If there is not a dry weather flow or evidence of an intermittent flow, this form should be retained with your SPPP.

Closeout Investigation Form

Municipality
Information

Municipality: _____ County _____

NJPDES # : **NJG** _____ PI ID #: _____

Team Member / Title: _____

Outfall #: _____ Location: _____

Receiving Waterbody: _____

Basis for Submittal:

- () A non-stormwater discharge was found, but no source was located within six months.
- () An intermittent non-stormwater discharge was observed, and three unsuccessful investigations were conducted to investigate the discharge while it was flowing.

Describe each phase of your investigation, including dates. Attach additional pages as necessary:

Inspector's Name: _____

Title: _____

Signature: _____

Date: _____

Complete and attach this form to the appropriate Illicit Connection Inspection Report Form and submit with the Annual Report and Certification.

SPPP Form 8 – Illicit Connection Records

Municipality Information	Municipality: <u>Branchburg</u> County: <u>Somerset</u>
	NJPDES # : <u>0148539</u> PI ID #: <u>0171410</u>
	Team Member/Title: <u>Tom Mantz, Director of Public Works</u>
	Effective Date of Permit Authorization (EDPA): <u>July 7, 2009</u>
	Date of Completion: <u>December 15, 2017</u> Date of most recent update: <u>December 15, 2017</u>

Prior to May 2, 2006

Note: Attach a copy of each illicit connection report form for outfalls found to have a dry weather flow.

Total number of inspections performed this year? _____

Number of outfalls found to have a dry weather flow? _____

Number of outfalls found to have an illicit connection? _____

How many illicit connections were eliminated? _____

Of the illicit connections found, how many remain? _____

May 2, 2006 – May 1, 2007

Note: Attach a copy of each illicit connection report form for outfalls found to have a dry weather flow.

Total number of inspections performed this year? _____

Number of outfalls found to have a dry weather flow? _____

Number of outfalls found to have an illicit connection? _____

How many illicit connections were eliminated? _____

Of the illicit connections found, how many remain? _____

May 2, 2007 – May 1, 2008

Note: Attach a copy of each illicit connection report form for outfalls found to have a dry weather flow.

Total number of inspections performed this year? _____

Number of outfalls found to have a dry weather flow? _____

Number of outfalls found to have an illicit connection? _____

How many illicit connections were eliminated? _____

Of the illicit connections found, how many remain? _____

May 2, 2008 – May 1, 2009

Note: Attach a copy of each illicit connection report form for outfalls found to have a dry weather flow.

Total number of inspections performed this year? _____

Number of outfalls found to have a dry weather flow? _____

Number of outfalls found to have an illicit connection? _____

How many illicit connections were eliminated? _____

Of the illicit connections found, how many remain? _____

From: Branchburg Township <njbranch@service.govdelivery.com>
Sent: Friday, November 18, 2016 3:01 PM
To: Linda Giliberti
Subject: Community News and Events

The next **“Coffee with the Mayor”** –will be held on **Saturday, December 10th from 9:30 – 11:00 AM.**

Public Works Department - Leaf Collection has begun - Leaves should be raked up to the curb area, **do not** rake them into the road, drainage ditch or within 10’ of a catch basin. Leaves can be taken to the Dumpster Facility on Fridays from 12:00 PM to 3:00PM and the 1st Saturday of the month from 9:00 AM to 3:00 PM.

Branchburg Recreation Department – Please see the attached flyer for the **Creative Theater Play**, Friday, 11/18 & Saturday, 11/19.

Branchburg Communications Committee –Volunteers are needed! Please complete the Volunteer Application for Appointment to Boards or Committees by following this link: http://branchburg.nj.us/document_center/MunicipalClerk/Volunteer%20App.pdf and return to the Township Clerk’s office.

Branchburg Seniors – Bus trip to the “Brownstone” in Patterson featuring the “Dreamers” Christmas Show, dinner & dancing - \$48.00. Bus will leave the Branchburg Rescue Squad at 9:30 AM and return at 4:30 PM. Call 908-361-1090 or 908-722-1296 to reserve your seat!

Branchburg Woman’s Club - This Saturday! An expanded handmade crafts-only event, the Branchburg Woman's Club's 29th Annual Craft Show and Bake Sale will be Saturday, November 19 from 10 am - 3 pm at Branchburg Central Middle School, located on Baird Road across from White Oak Park. The BWC's proceeds benefit student achievement awards and charitable donations. Adults may enter the drawing for gift certificate door prizes. Come meet JJ Mish, local celebrity writer and nature photographer. Also, find a wide variety of new artisanal crafts, such as alpaca wool items, carved candles, wooden crafts, unique pottery and stoneware, folk art, Christmas and fall decorations, toys, cuddly fabric dolls, gourmet jams and sauces, bath and body products, a fresh variety of handmade jewelry and stylish accessories for the whole family, and more. Enjoy lunch and refreshments; then take home goodies from the bake sale. Free admission and parking. Call 908-866-1824. Website: <https://staging.dbchk.com/bwc/>

Township of Branchburg

Reporting Dates 01/01/2017 01/31/2017

Cost Summary by Material/Location

JAN

Material

4100

Sweepings road

<u>Location Code</u>	<u>Location Name</u>	<u>Quantity</u>	<u>Units</u>	<u>Material Cost</u>
RM008	Aspen Hill Rd	1.33	yd ³	\$46.67
RM046	Chambers Brook Road	1.33	yd ³	\$46.67
RM049	Chatham Rd	1.33	yd ³	\$46.67
RM065	Columbia Rd.	1.33	yd ³	\$46.67
RM078	Culnen Dr	1.17	yd ³	\$40.83
RM094	Evans Way	1.17	yd ³	\$40.83
RM131	Imclone Dr	1.17	yd ³	\$40.83
RM132	Industrial Parkway (readington Rd)	1.33	yd ³	\$46.67
RM133	Industrial Parkway (county Line Rd)	1.17	yd ³	\$40.83
RM174	Meister Ave (county Line)	1.17	yd ³	\$40.83
RM175	Meister Ave (readington Rd)	1.33	yd ³	\$46.67
RM178	Millenium Way	1.17	yd ³	\$40.83
RM213	Parsonage Hill Dr	2.00	yd ³	\$70.00
RM261	Stevens Ave	2.00	yd ³	\$70.00
RM298	Windy Willow Way	1.00	yd ³	\$35.00
Locations: 15	Sweepings road Total	20.00	yd³	\$700.00

Township of Branchburg

Reporting Dates 01/01/2017 01/31/2017

Cost Summary by Material/Location

	Quantity	Material Cost
Grand Total	20.00	\$700.00

Township of Branchburg

Reporting Dates 02/01/2017 02/28/2017

Cost Summary by Material/Location

Feb

Material

4100

Sweepings road

Location Code	Location Name	Quantity	Units	Material Cost
RM002	Algonquin Trail	0.19	yd ³	\$6.56
RM008	Aspen Hill Rd	0.59	yd ³	\$20.56
RM026	Brandon Court	0.43	yd ³	\$15.00
RM029	Briar Way	0.60	yd ³	\$21.00
RM037	Carol Jean Way	1.40	yd ³	\$49.00
RM046	Chambers Brook Road	0.59	yd ³	\$20.56
RM049	Chatham Rd	0.59	yd ³	\$20.56
RM056	Choctaw Ridge Road	0.19	yd ³	\$6.56
RM063	Colin Ct	0.60	yd ³	\$21.00
RM065	Columbia Rd.	0.59	yd ³	\$20.56
RM071	County Line Rd (off Rt 22)	0.19	yd ³	\$6.56
RM077	Crystal Ct	0.60	yd ³	\$21.00
RM078	Culnen Dr	0.59	yd ³	\$20.56
RM079	Dakota Trail	0.19	yd ³	\$6.56
RM083	Deerfield Trail	1.75	yd ³	\$61.25
RM089	Dow Place	0.43	yd ³	\$15.00
RM094	Evans Way	0.69	yd ³	\$24.06
RM101	Fieldpointe Dr	1.75	yd ³	\$61.25
RM104	France Dr	1.40	yd ³	\$49.00
RM111	Greenwood Ct	1.17	yd ³	\$40.83
RM112	Gregory Lane	0.43	yd ³	\$15.00
RM120	Highview Court	0.79	yd ³	\$27.56
RM125	Hopi Trail	0.19	yd ³	\$6.56
RM129	Huron Trail	0.19	yd ³	\$6.56
RM131	Imclone Dr	0.59	yd ³	\$20.56
RM132	Industrial Parkway (readington Rd)	0.59	yd ³	\$20.56
RM133	Industrial Parkway (county Line Rd)	0.59	yd ³	\$20.56
RM139	Katherine Street	0.43	yd ³	\$15.00
RM146	Kiva Place	1.40	yd ³	\$49.00
RM154	Leslie Lane	0.19	yd ³	\$6.56
RM156	Libby Lane	0.60	yd ³	\$21.00
RM159	Locust Ave	0.19	yd ³	\$6.56
RM161	Long Meadow Ct	0.60	yd ³	\$21.00
RM163	Lukes Pond Rd	1.40	yd ³	\$49.00
RM167	Main St	0.19	yd ³	\$6.56
RM169	Maple Ave	0.19	yd ³	\$6.56
RM174	Meister Ave (county Line)	0.59	yd ³	\$20.56
RM175	Meister Ave (readington Rd)	0.59	yd ³	\$20.56
RM178	Millenium Way	0.50	yd ³	\$17.50
RM183	Mohegan Trail	0.19	yd ³	\$6.56
RM187	Munsee Trail	0.19	yd ³	\$6.56
RM202	Olive St.	0.19	yd ³	\$6.56
RM205	Oriole Ln	1.75	yd ³	\$61.25
RM213	Parsonage Hill Dr	0.43	yd ³	\$15.00
RM220	Pohatan Lane	0.19	yd ³	\$6.56
RM226	Quail Ct	1.17	yd ³	\$40.83
RM409	Red Crest Ln	0.19	yd ³	\$6.56

Township of Branchburg

Reporting Dates 02/01/2017 02/28/2017

Cost Summary by Material/Location

RM232	Richfield Ct	0.60 yd ³	\$21.00
RM235	Rolland Drive	1.17 yd ³	\$40.83
RM239	Round Hill Rd	2.00 yd ³	\$70.00
RM244	Samson Court	0.19 yd ³	\$6.56
RM250	Shale Hill Rd	1.17 yd ³	\$40.83
RM252	Sheephill Circle	1.17 yd ³	\$40.83
RM253	Shoshoni Way	0.19 yd ³	\$6.56
RM255	Snowbird Way	1.17 yd ³	\$40.83
RM261	Stevens Ave	0.43 yd ³	\$15.00
RM264	Stratford Lane	0.19 yd ³	\$6.56
RM271	Sunrise Way	0.60 yd ³	\$21.00
RM279	Timbers Ct	0.60 yd ³	\$21.00
RM280	Tuscarora Trail	0.19 yd ³	\$6.56
RM287	Village Way	1.75 yd ³	\$61.25
RM288	Vollers Drive	0.43 yd ³	\$15.00
RM290	Watchung Trail	0.19 yd ³	\$6.56
Locations: 63	Sweepings road Total	41.00 yd³	\$1,435.00

Township of Branchburg

Reporting Dates 03/01/2017 03/31/2017

MARCH

Cost Summary by Material/Location

Material	Location Code	Location Name	Quantity	Units	Material Cost
4100		Sweepings road			
	RM004	Apache Way	0.67	yd ³	\$23.33
	RM005	Arapaho Trail	0.36	yd ³	\$12.73
	RM008	Aspen Hill Rd	0.75	yd ³	\$26.25
	RM020	Blackfoot Trail	0.36	yd ³	\$12.73
	RM033	Buffalo Hollow Rd	1.40	yd ³	\$49.00
	RM037	Carol Jean Way	0.80	yd ³	\$28.00
	RM046	Chambers Brook Road	0.75	yd ³	\$26.25
	RM049	Chatham Rd	2.25	yd ³	\$78.75
	RM051	Cherokee Path	0.67	yd ³	\$23.33
	RM054	Cheyenne Trail	0.67	yd ³	\$23.33
	RM055	Chippewa Trail	0.36	yd ³	\$12.73
	RM065	Columbia Rd.	0.75	yd ³	\$26.25
	RM070	County Line Rd (By Harlan School)	0.86	yd ³	\$30.00
	RM075	Creek Trail	1.40	yd ³	\$49.00
	RM078	Culnen Dr	2.25	yd ³	\$78.75
	RM081	D'angelo Drive	1.40	yd ³	\$49.00
	RM083	Deerfield Trail	2.33	yd ³	\$81.67
	RM085	Delaware Ln	0.36	yd ³	\$12.73
	RM094	Evans Way	0.75	yd ³	\$26.25
	RM095	Evergreen Dr	1.00	yd ³	\$35.00
	RM101	Fieldpointe Dr	0.86	yd ³	\$30.00
	RM104	France Dr	2.33	yd ³	\$81.67
	RM107	Gates Rd	0.86	yd ³	\$30.00
	RM112	Gregory Lane	2.33	yd ³	\$81.67
	RM113	Harlan School Rd (by County Line)	0.40	yd ³	\$14.00
	RM117	Heritage Ct	0.40	yd ³	\$14.00
	RM131	Imclone Dr	0.75	yd ³	\$26.25
	RM132	Industrial Parkway (readington Rd)	0.75	yd ³	\$26.25
	RM133	Industrial Parkway (county Line Rd)	2.25	yd ³	\$78.75
	RM134	Iroquois Trail	0.36	yd ³	\$12.73
	RM135	Jeffrey Ct	1.40	yd ³	\$49.00
	RM146	Kiva Place	0.80	yd ³	\$28.00
	RM153	Lenape Trail	0.67	yd ³	\$23.33
	RM156	Libby Lane	0.80	yd ³	\$28.00
	RM163	Lukes Pond Rd	0.80	yd ³	\$28.00
	RM173	Meadow View Ct	0.40	yd ³	\$14.00
	RM174	Meister Ave (county Line)	2.25	yd ³	\$78.75
	RM175	Meister Ave (readington Rd)	0.75	yd ³	\$26.25
	RM176	Michael Ct	0.40	yd ³	\$14.00
	RM178	Millenium Way	0.75	yd ³	\$26.25
	RM180	Mitchell Rd	0.86	yd ³	\$30.00
	RM181	Mohave Path	0.40	yd ³	\$14.00
	RM182	Mohawk Trail	1.40	yd ³	\$49.00
	RM189	Narraganset Dr.	0.67	yd ³	\$23.33
	RM192	Navajo Trail	0.40	yd ³	\$14.00
	RM193	Nicholas Ct	0.40	yd ³	\$14.00
	RM207	Ottawa Trail	0.67	yd ³	\$23.33

Township of Branchburg

Reporting Dates 03/01/2017 03/31/2017

Cost Summary by Material/Location

RM211	Paiute Trail	0.36 yd ³	\$12.73
RM212	Pamlico Path	0.36 yd ³	\$12.73
RM225	Pueblo Trail	0.36 yd ³	\$12.73
RM227	Ramapo Trail	0.67 yd ³	\$23.33
RM235	Rolland Drive	0.86 yd ³	\$30.00
RM239	Round Hill Rd	0.80 yd ³	\$28.00
RM315	Santoro Court	0.40 yd ³	\$14.00
RM245	Seminole Path	0.40 yd ³	\$14.00
RM246	Seneca Trail	0.36 yd ³	\$12.73
RM254	Sioux Ln	0.67 yd ³	\$23.33
RM258	Spokane Lane	0.40 yd ³	\$14.00
RM273	Susquehanna Trail	0.36 yd ³	\$12.73
RM277	Tecumseh Trail	0.36 yd ³	\$12.73
RM285	Vanderver Ave	0.86 yd ³	\$30.00
RM287	Village Way	0.86 yd ³	\$30.00
RM297	Wind Mill Way	1.00 yd ³	\$35.00
RM307	Yuma Trail	0.67 yd ³	\$23.33
Locations: 64	Sweepings road Total	55.00 yd³	\$1,925.00

Township of Branchburg

Reporting Dates 04/01/2017 04/30/2017

Cost Summary by Material/Location

A pr

Material

4100 Sweepings road

Location Code	Location Name	Quantity Units	Material Cost
RM008	Aspen Hill Rd	0.50 yd ³	\$17.50
RM009	Baird Road	1.00 yd ³	\$35.00
RM010	Bald Eagle Dr	1.00 yd ³	\$35.00
RM017	Bernard Street	0.86 yd ³	\$30.00
RM022	Blue Jay Ct	1.00 yd ³	\$35.00
RM026	Brandon Court	7.00 yd ³	\$245.00
RM042	Cedar Grove Rd	0.80 yd ³	\$28.00
RM044	Central Pl	0.75 yd ³	\$26.25
RM045	Century Lane	1.20 yd ³	\$42.00
RM046	Chambers Brook Road	0.50 yd ³	\$17.50
RM047	Champions Circle	1.20 yd ³	\$42.00
RM049	Chatham Rd	0.50 yd ³	\$17.50
RM050	Chelsey Ct	1.50 yd ³	\$52.50
RM065	Columbia Rd.	0.50 yd ³	\$17.50
RM069	Country Squire Way	1.40 yd ³	\$49.00
RM078	Culnen Dr	0.50 yd ³	\$17.50
RM082	Darcy Ct	0.75 yd ³	\$26.25
RM089	Dow Place	1.00 yd ³	\$35.00
RM094	Evans Way	1.25 yd ³	\$43.75
RM101	Fieldpointe Dr	1.00 yd ³	\$35.00
RM103	Fox Chase Run	1.20 yd ³	\$42.00
RM106	Frewert Ln	1.60 yd ³	\$56.00
RM111	Greenwood Ct	1.60 yd ³	\$56.00
RM114	Harlan School Rd.	1.50 yd ³	\$52.50
RM116	Henry Rd	0.86 yd ³	\$30.00
RM127	Howell Drive	1.20 yd ³	\$42.00
RM128	Hummingbird Lane	1.00 yd ³	\$35.00
RM130	Huyler Rd	1.50 yd ³	\$52.50
RM131	Imclone Dr	1.25 yd ³	\$43.75
RM132	Industrial Parkway (readington Rd)	0.50 yd ³	\$17.50
RM133	Industrial Parkway (county Line Rd)	0.50 yd ³	\$17.50
RM139	Katherine Street	1.00 yd ³	\$35.00
RM140	Katydid Drive	1.20 yd ³	\$42.00
RM147	Kyle Ct	1.00 yd ³	\$35.00
RM150	Laurel Ct	1.50 yd ³	\$52.50
RM157	Lillian Pl	1.67 yd ³	\$58.33
RM158	Lindsay Ct	1.00 yd ³	\$35.00
RM160	Logan Drive	0.80 yd ³	\$28.00
RM161	Long Meadow Ct	0.86 yd ³	\$30.00
RM164	Lunde Ln	1.40 yd ³	\$49.00
RM169	Maple Ave	3.00 yd ³	\$105.00
RM171	Mary Lynn Lane	1.50 yd ³	\$52.50
RM174	Meister Ave (county Line)	1.25 yd ³	\$43.75
RM175	Meister Ave (readington Rd)	0.50 yd ³	\$17.50
RM177	Mill Lane	0.80 yd ³	\$28.00
RM178	Millenium Way	1.25 yd ³	\$43.75
RM179	Miller Ave.	0.75 yd ³	\$26.25

Township of Branchburg

Reporting Dates 04/01/2017 04/30/2017

Cost Summary by Material/Location

RM184	Monica Ct	1.50 yd ³	\$52.50
RM190	Nassau Court	1.60 yd ³	\$56.00
RM198	Old Turnpike Rd	1.20 yd ³	\$42.00
RM205	Oriole Ln	1.00 yd ³	\$35.00
RM216	Pine Ave	2.40 yd ³	\$84.00
RM217	Pine Ridge Dr	1.60 yd ³	\$56.00
RM223	Preston Dr	1.60 yd ³	\$56.00
RM226	Quail Ct	1.20 yd ³	\$42.00
RM233	River Rd	1.55 yd ³	\$54.25
RM234	Robbins Rd	2.36 yd ³	\$82.50
RM242	Route 28	2.00 yd ³	\$70.00
RM248	Shadyside Court	1.00 yd ³	\$35.00
RM250	Shale Hill Rd	1.20 yd ³	\$42.00
RM251	Sharon Ave.	1.67 yd ³	\$58.33
RM252	Sheephill Circle	0.86 yd ³	\$30.00
RM255	Snowbird Way	1.20 yd ³	\$42.00
RM259	Starling Dr	1.40 yd ³	\$49.00
RM261	Stevens Ave	1.00 yd ³	\$35.00
RM262	Stony Brook Rd (river To Harlan School)	1.67 yd ³	\$58.33
RM263	Stony Brook Rd.	2.50 yd ³	\$87.50
RM270	Summit Street	0.80 yd ³	\$28.00
RM272	Sunset St	1.00 yd ³	\$35.00
RM274	Swan Ct	1.20 yd ³	\$42.00
RM276	Tanglewood Drive	1.00 yd ³	\$35.00
RM279	Timbers Ct	0.86 yd ³	\$30.00
RM282	Vail Terrace	1.00 yd ³	\$35.00
RM288	Vollers Drive	1.00 yd ³	\$35.00
RM289	Walnut Dr	1.40 yd ³	\$49.00
RM291	West County Dr	6.00 yd ³	\$210.00
RM293	West County Drive Off Stony Brook	1.00 yd ³	\$35.00
RM294	White Birch Ct	0.86 yd ³	\$30.00
RM300	Winthrop Dr	1.00 yd ³	\$35.00
Locations: 79	Sweepings road Total	104.00 yd³	\$3,640.00

Township of Branchburg

Reporting Dates 05/01/2017 05/31/2017

Cost Summary by Material/Location

MAY

Material

4100

Sweepings road

Location Code	Location Name	Quantity Units	Material Cost
RM001	Acorn Ln	0.50 yd ³	\$17.50
RM003	Andover Drive	0.86 yd ³	\$30.00
RM006	Ariel Ct	0.55 yd ³	\$19.09
RM007	Arrowhead Dr	0.50 yd ³	\$17.50
RM011	Barton Ln	0.50 yd ³	\$17.50
RM012	Bebe Ct	0.58 yd ³	\$20.42
RM013	Beechwood Rd	0.55 yd ³	\$19.09
RM014	Belle Glade Ct	0.58 yd ³	\$20.42
RM018	Birch Way	2.00 yd ³	\$70.00
RM019	Black Point Road	3.00 yd ³	\$105.00
RM021	Blue Grass Blvd	1.00 yd ³	\$35.00
RM023	Bowman Ct	1.50 yd ³	\$52.50
RM025	Branch Drive	0.60 yd ³	\$21.00
RM026	Brandon Court	2.50 yd ³	\$87.50
RM030	Bridle Way	1.00 yd ³	\$35.00
RM032	Brookview Ct	1.50 yd ³	\$52.50
RM035	Campana Way	2.00 yd ³	\$70.00
RM036	Carlisle Rd	0.67 yd ³	\$23.33
RM038	Carriage Hill Rd.	2.00 yd ³	\$70.00
RM039	Caruso Court	0.58 yd ³	\$20.42
RM040	Cascades Terrace	0.67 yd ³	\$23.33
RM041	Case Rd	2.00 yd ³	\$70.00
RM043	Centerville Rd	1.33 yd ³	\$46.67
RM048	Charlton Ln	1.00 yd ³	\$35.00
RM057	Christian Lane	0.60 yd ³	\$21.00
RM060	Circle Dr	0.55 yd ³	\$19.09
RM062	Clover Ct	0.55 yd ³	\$19.09
RM064	Colonial Court	0.60 yd ³	\$21.00
RM067	Corliss Ct	1.50 yd ³	\$52.50
RM068	Cottage Pl	0.67 yd ³	\$23.33
RM072	Covered Bridge Rd	1.00 yd ³	\$35.00
RM073	Craig Road	1.33 yd ³	\$46.67
RM074	Cranbury Rd	0.67 yd ³	\$23.33
RM076	Crestwood Ave.	1.00 yd ³	\$35.00
RM080	Dana Terrace	1.00 yd ³	\$35.00
RM084	Deerhill Rd	0.55 yd ³	\$19.09
RM086	Della Dr	0.55 yd ³	\$19.09
RM087	Devon Ln	0.55 yd ³	\$19.09
RM091	Edgewood Road	0.55 yd ³	\$19.09
RM092	Elliot Ct	1.50 yd ³	\$52.50
RM095	Evergreen Dr	1.50 yd ³	\$52.50
RM097	Falls Rd	0.55 yd ³	\$19.09
RM099	Farrington Ln	1.33 yd ³	\$46.67
RM100	Fernande Ln	0.86 yd ³	\$30.00
RM102	Forest Lane	0.86 yd ³	\$30.00
RM105	Fremont Street	1.00 yd ³	\$35.00
RM108	Glen Crest Drive	1.00 yd ³	\$35.00

Township of Branchburg

Reporting Dates 05/01/2017 05/31/2017

Cost Summary by Material/Location

RM110	Grandview Dr	1.00 yd ³	\$35.00
RM115	Harvest Dr	0.86 yd ³	\$30.00
RM119	Hidden Lane	1.50 yd ³	\$52.50
RM121	Hill Top Ln	1.00 yd ³	\$35.00
RM122	Hillcrest Drive	1.00 yd ³	\$35.00
RM123	Holland Brook Rd West	1.50 yd ³	\$52.50
RM124	Holland Brook Rd.	0.60 yd ³	\$21.00
RM138	Kacey Ct	2.00 yd ³	\$70.00
RM142	Kenbury Rd.	1.00 yd ³	\$35.00
RM143	Kensington Ct	0.86 yd ³	\$30.00
RM148	Laggren Way	0.50 yd ³	\$17.50
RM152	Lehman Ln	0.60 yd ³	\$21.00
RM155	Lexington Ave	0.86 yd ³	\$30.00
RM165	Macintosh Rd	1.00 yd ³	\$35.00
RM168	Manchester Dr	2.00 yd ³	\$70.00
RM172	Mathers Lane	1.00 yd ³	\$35.00
RM185	Mountain View Terr	0.50 yd ³	\$17.50
RM186	Mulberry Ct	0.67 yd ³	\$23.33
RM191	Natures Ln	0.67 yd ³	\$23.33
RM194	North Branch River Rd	1.00 yd ³	\$35.00
RM196	Oak Hill Road	2.00 yd ³	\$70.00
RM197	Oak Tavern Circle	1.50 yd ³	\$52.50
RM199	Old York Rd	2.33 yd ³	\$81.67
RM200	Old York Rd (by Case Rd)	0.50 yd ³	\$17.50
RM206	Orion Way	0.55 yd ³	\$19.09
RM209	Oxford Court	0.67 yd ³	\$23.33
RM210	Paddock Court	1.00 yd ³	\$35.00
RM213	Parsonage Hill Dr	0.60 yd ³	\$21.00
RM219	Plymouth Court	0.60 yd ³	\$21.00
RM222	Preakness Circle	1.00 yd ³	\$35.00
RM230	Renda Drive	0.58 yd ³	\$20.42
RM237	Ronan Way	0.58 yd ³	\$20.42
RM238	Rose Way	2.00 yd ³	\$70.00
RM243	Salem Ct	2.00 yd ³	\$70.00
RM247	Settlers Court	0.50 yd ³	\$17.50
RM249	Shaffer Street	1.00 yd ³	\$35.00
RM265	Strawberry Hill Rd	0.67 yd ³	\$23.33
RM271	Sunrise Way	0.58 yd ³	\$20.42
RM275	Tamarack Drive	2.00 yd ³	\$70.00
RM278	Thoroughbred Dr	1.00 yd ³	\$35.00
RM281	Twin Pines Lane	1.00 yd ³	\$35.00
RM283	Van Arsdale Dr	0.86 yd ³	\$30.00
RM284	Van Dyke Rd	1.00 yd ³	\$35.00
RM295	Whitehall Drive	1.33 yd ³	\$46.67
RM296	Whiton Rd	0.55 yd ³	\$19.09
RM297	Wind Mill Way	4.50 yd ³	\$157.50
RM298	Windy Willow Way	1.33 yd ³	\$46.67
RM299	Winfield Terrace	0.50 yd ³	\$17.50
RM302	Woodside Lane	0.60 yd ³	\$21.00
RM303	Woodstock Ln	1.50 yd ³	\$52.50
RM304	Wren Way	0.60 yd ³	\$21.00
RM305	Yellow Jacket Ct	0.67 yd ³	\$23.33

Township of Branchburg

Reporting Dates 05/01/2017 05/31/2017

Cost Summary by Material/Location

RM306	Yorkshire Lane	0.60 yd ³	\$21.00
Locations: 100	Sweepings road Total	105.00 yd³	\$3,675.00

Township of Branchburg

Reporting Dates 06/01/2017 06/30/2017

Cost Summary by Material/Location

June

Material

4100

Sweepings road

Location Code	Location Name	Quantity Units	Material Cost
RM008	Aspen Hill Rd	0.33 yd ³	\$11.67
RM009	Baird Road	2.00 yd ³	\$79.00
RM015	Benjamin Place	0.43 yd ³	\$15.00
RM019	Black Point Road	0.33 yd ³	\$11.67
RM026	Brandon Court	1.10 yd ³	\$38.50
RM028	Breezy Point Rd	0.60 yd ³	\$21.00
RM029	Briar Way	0.43 yd ³	\$15.00
RM032	Brookview Ct	0.67 yd ³	\$23.33
RM042	Cedar Grove Rd	0.33 yd ³	\$11.67
RM046	Chambers Brook Road	0.33 yd ³	\$11.67
RM049	Chatham Rd	0.33 yd ³	\$11.67
RM052	Cheryl Lane	0.43 yd ³	\$15.00
RM053	Chester Ave.	0.33 yd ³	\$11.67
RM058	Christie Way	0.43 yd ³	\$15.00
RM061	Clinton St	0.33 yd ³	\$11.67
RM063	Colin Ct	0.43 yd ³	\$15.00
RM065	Columbia Rd.	0.33 yd ³	\$11.67
RM077	Crystal Ct	0.43 yd ³	\$15.00
RM078	Culnen Dr	0.33 yd ³	\$11.67
RM089	Dow Place	0.33 yd ³	\$11.67
RM092	Elliot Ct	1.00 yd ³	\$35.00
RM094	Evans Way	0.67 yd ³	\$23.33
RM095	Evergreen Dr	1.00 yd ³	\$35.00
RM096	Fairview Drive	0.50 yd ³	\$17.50
RM109	Gordon Place	0.43 yd ³	\$15.17
RM112	Gregory Lane	0.10 yd ³	\$3.50
RM118	Hickory Hill Rd	0.60 yd ³	\$21.00
RM126	Horizon Way	0.60 yd ³	\$21.00
RM131	Imclone Dr	0.67 yd ³	\$23.33
RM132	Industrial Parkway (readington Rd)	0.33 yd ³	\$11.67
RM133	Industrial Parkway (county Line Rd)	0.33 yd ³	\$11.67
RM136	Johns Ln	0.43 yd ³	\$15.00
RM139	Katherine Street	2.67 yd ³	\$93.33
RM141	Kelly Dr	0.43 yd ³	\$15.00
RM145	Kip Ln	0.60 yd ³	\$21.00
RM151	Lehigh Road	0.33 yd ³	\$11.67
RM170	Marshall St	0.33 yd ³	\$11.67
RM174	Meister Ave (county Line)	0.33 yd ³	\$11.67
RM175	Meister Ave (readington Rd)	0.67 yd ³	\$23.33
RM177	Mill Lane	0.33 yd ³	\$11.67
RM178	Millenium Way	0.33 yd ³	\$11.67
RM195	Oak Crest Dr	0.50 yd ³	\$17.50
RM203	Omni Ct	0.43 yd ³	\$15.00
RM204	Opie Road	0.25 yd ³	\$8.75
RM208	Otto Rd	0.43 yd ³	\$15.00
RM214	Pearl Street	0.25 yd ³	\$8.75
RM221	Post Rd	1.60 yd ³	\$60.50

Township of Branchburg

Reporting Dates: 06/01/2017 06/30/2017

Cost Summary by Material/Location

RM228	Rays Ct	0.43 yd ³	\$15.00
RM231	Reyna Place	0.43 yd ³	\$15.00
RM232	Richfield Ct	0.43 yd ³	\$15.00
RM233	River Rd	4.33 yd ³	\$151.67
RM236	Rolling Hill Lane	0.33 yd ³	\$11.67
RM257	South Horizon Way	0.60 yd ³	\$21.00
RM261	Stevens Ave	1.50 yd ³	\$52.50
RM263	Stony Brook Rd.	2.67 yd ³	\$93.33
RM267	Sturbridge Rd	0.33 yd ³	\$11.67
RM268	Summer Rd	0.43 yd ³	\$15.00
RM269	Summerfield Dr	0.60 yd ³	\$21.00
RM288	Vollers Drive	1.50 yd ³	\$52.50
RM296	Whiton Rd	0.67 yd ³	\$23.33
RM301	Woodfern Rd	0.33 yd ³	\$11.67
Locations: 61	Sweepings road Total	41.00 yd³	\$1,448.50

Township of Branchburg

Reporting Dates 07/01/2017 07/31/2017

Cost Summary by Material/Location

July

Material	Location Code	Location Name	Quantity Units	Material Cost
4100		Sweepings road		
	RM008	Aspen Hill Rd	0.44 yd ³	\$15.56
	RM015	Benjamin Place	0.50 yd ³	\$17.50
	RM023	Bowman Ct	0.17 yd ³	\$6.58
	RM026	Brandon Court	1.17 yd ³	\$46.08
	RM032	Brookview Ct	0.50 yd ³	\$19.75
	RM042	Cedar Grove Rd	0.67 yd ³	\$26.33
	RM046	Chambers Brook Road	0.44 yd ³	\$15.56
	RM049	Chatham Rd	0.44 yd ³	\$15.56
	RM058	Christie Way	0.50 yd ³	\$17.50
	RM065	Columbia Rd.	0.44 yd ³	\$15.56
	RM078	Culnen Dr	0.44 yd ³	\$15.56
	RM089	Dow Place	1.50 yd ³	\$59.25
	RM092	Elliot Ct	0.50 yd ³	\$19.75
	RM094	Evans Way	0.67 yd ³	\$23.33
	RM095	Evergreen Dr	0.50 yd ³	\$19.75
	RM099	Farrington Ln	0.17 yd ³	\$6.58
	RM109	Gordon Place	1.67 yd ³	\$65.83
	RM112	Gregory Lane	0.50 yd ³	\$19.75
	RM127	Howell Drive	0.02 yd ³	\$0.79
	RM131	Imclone Dr	0.67 yd ³	\$23.33
	RM132	Industrial Parkway (readington Rd)	0.44 yd ³	\$15.56
	RM133	Industrial Parkway (county Line Rd)	0.44 yd ³	\$15.56
	RM139	Katherine Street	1.00 yd ³	\$39.50
	RM174	Meister Ave (county Line)	0.44 yd ³	\$15.56
	RM175	Meister Ave (readington Rd)	0.44 yd ³	\$15.56
	RM178	Millenium Way	0.67 yd ³	\$23.33
	RM197	Oak Tavern Circle	0.67 yd ³	\$26.33
	RM199	Old York Rd	0.25 yd ³	\$9.88
	RM216	Pine Ave	0.67 yd ³	\$23.33
	RM221	Post Rd	0.67 yd ³	\$26.33
	RM225	Pueblo Trail	0.50 yd ³	\$19.75
	RM233	River Rd	7.17 yd ³	\$283.08
	RM261	Stevens Ave	1.50 yd ³	\$59.25
	RM263	Stony Brook Rd.	1.92 yd ³	\$72.71
	RM288	Volfers Drive	2.50 yd ³	\$98.75
	RM289	Walnut Dr	0.67 yd ³	\$23.33
	RM296	Whiton Rd	0.67 yd ³	\$26.33
	RM297	Wind Mill Way	0.50 yd ³	\$19.75
	Locations: 38	Sweepings road Total	33.02 yd³	\$1,263.79

Township of Branchburg

Reporting Dates 07/01/2017 07/31/2017

Cost Summary by Material/Location

	Quantity	Material Cost
Grand Total	33.02	\$1,263.79

Township of Branchburg

Reporting Dates 08/01/2017 08/31/2017

Cost Summary by Material/Location

Aug

Material

4100

Sweepings road

Location Code	Location Name	Quantity Units	Material Cost
RM008	Aspen Hill Rd	1.00 yd ³	\$35.00
RM015	Benjamin Place	0.33 yd ³	\$13.17
RS341	Benjamin Place: Christie Way-18	1.20 yd ³	\$47.40
RS361	Brandon Court: Brandon Court-Gregory Lane	0.20 yd ³	\$7.90
RS362	Brandon Court: Gregory Lane-Brandon Court	0.20 yd ³	\$7.90
RS363	Brandon Court: Whiton Rd-Brandon Court	0.20 yd ³	\$7.90
RS372	Brookview Ct: Evergreen Dr-35	0.60 yd ³	\$23.70
RS400	Cedar Grove Rd: Preston Dr-Summit Street	0.20 yd ³	\$7.90
RS402	Cedar Grove Rd: Summit Street-River Rd	0.20 yd ³	\$7.90
RM046	Chambers Brook Road	1.00 yd ³	\$35.00
RM049	Chatham Rd	1.00 yd ³	\$35.00
RM058	Christie Way	0.67 yd ³	\$26.33
RS431	Christie Way: Benjamin Place-Otto Rd	0.30 yd ³	\$11.85
RS430	Christie Way: Summer Rd-Benjamin Place	0.30 yd ³	\$11.85
RM065	Columbia Rd.	1.00 yd ³	\$35.00
RM078	Culnen Dr	1.00 yd ³	\$35.00
RM089	Dow Place	0.20 yd ³	\$7.90
RM092	Elliot Ct	0.33 yd ³	\$13.17
RS494	Elliot Ct: Evergreen Dr-94	0.60 yd ³	\$23.70
RM094	Evans Way	0.63 yd ³	\$21.88
RS502	Evergreen Dr: Brookview Ct-97004	1.20 yd ³	\$47.40
RS503	Evergreen Dr: Elliot Ct-Brookview Ct	1.20 yd ³	\$47.40
RS500	Evergreen Dr: Old York Rd-Wind Mill Way	1.20 yd ³	\$47.40
RS501	Evergreen Dr: Wind Mill Way-Elliot Ct	1.20 yd ³	\$47.40
RM102	Forest Lane	2.50 yd ³	\$98.75
RS530	Gordon Place: Post Rd-111	0.30 yd ³	\$11.85
RS533	Gregory Lane: Whiton Rd-Brandon Court	0.60 yd ³	\$23.70
RM118	Hickory Hill Rd	0.33 yd ³	\$13.17
RM131	Imclone Dr	0.63 yd ³	\$21.88
RM132	Industrial Parkway (readington Rd)	1.00 yd ³	\$35.00
RM133	Industrial Parkway (county Line Rd)	1.00 yd ³	\$35.00
RM139	Katherine Street	0.20 yd ³	\$7.90
RM174	Meister Ave (county Line)	0.63 yd ³	\$21.88
RM175	Meister Ave (readington Rd)	1.00 yd ³	\$35.00
RM178	Millenium Way	0.63 yd ³	\$21.88
RS761	Post Rd: Fairview Drive-Gordon Place	0.30 yd ³	\$11.85
RS760	Post Rd: Gordon Place-224002	0.30 yd ³	\$11.85
RM233	River Rd	0.53 yd ³	\$21.07
RS798	River Rd: Cedar Grove Rd-Mill Lane	0.20 yd ³	\$7.90
RS796	River Rd: Logan Drive-Cedar Grove Rd	0.20 yd ³	\$7.90
RS793	River Rd: Mill Lane-Jeffrey Ct	0.20 yd ³	\$7.90
RS795	River Rd: RR Crossing-Station Rd	0.20 yd ³	\$7.90
RS791	River Rd: Stony Brook Rd.-Miller Ave.	0.20 yd ³	\$7.90
RM261	Stevens Ave	0.20 yd ³	\$7.90
RS886	Stevens Ave: West County Dr-Vollers Drive	0.20 yd ³	\$7.90
RS898	Stony Brook Rd.: 262010-West County Dr	0.20 yd ³	\$7.90
RS893	Stony Brook Rd.: Breckenridge Dr-Baird Road	0.20 yd ³	\$7.90

Township of Branchburg

Reporting Dates 08/01/2017 08/31/2017

Cost Summary by Material/Location

RS894	Stony Brook Rd.: West County Dr-Sunset St	0.20 yd ³	\$7.90
RS899	Stony Brook Rd.: Winthrop Dr-Breckenridge Dr	0.20 yd ³	\$7.90
RM288	Vollers Drive	0.20 yd ³	\$7.90
RS964	Whiton Rd: Glen Crest Drive-Old York Rd	0.60 yd ³	\$23.70
RS978	Wind Mill Way: Old York Rd-Evergreen Dr	0.60 yd ³	\$23.70
Locations: 52	Sweepings road Total	29.50 yd³	\$1,118.00

Township of Branchburg

Reporting Dates 09/01/2017 09/30/2017

Cost Summary by Material/Location

SEPT

Material

4100

Sweepings road

Location Code	Location Name	Quantity Units	Material Cost
RM008	Aspen Hill Rd	0.33 yd ³	\$11.67
RM009	Baird Road	2.00 yd ³	\$79.00
RS405	Central Pl: Station Rd-River Rd	0.17 yd ³	\$6.58
RM046	Chambers Brook Road	0.33 yd ³	\$11.67
RM049	Chatham Rd	0.33 yd ³	\$11.67
RM065	Columbia Rd.	0.33 yd ³	\$11.67
RM078	Culnen Dr	0.33 yd ³	\$11.67
RS490	Dow Place: Readington Rd-Vollers Drive	0.17 yd ³	\$6.58
RM094	Evans Way	0.33 yd ³	\$11.67
RM131	Imclone Dr	1.00 yd ³	\$35.00
RM132	Industrial Parkway (readington Rd)	1.00 yd ³	\$35.00
RM133	Industrial Parkway (county Line Rd)	0.33 yd ³	\$11.67
RS590	Katherine Street: Vollers Drive-Stevens Ave	0.17 yd ³	\$6.58
RM174	Meister Ave (county Line)	1.00 yd ³	\$35.00
RM175	Meister Ave (readington Rd)	0.33 yd ³	\$11.67
RS645	Mill Lane: River Rd-179	0.17 yd ³	\$6.58
RM178	Millenium Way	0.33 yd ³	\$11.67
RS740	Pine Ave: Stony Brook Rd.-Walnut Dr	0.17 yd ³	\$6.58
RS797	River Rd: Central Pl-RR Crossing	0.17 yd ³	\$6.58
RS885	Stevens Ave: Katherine Street-Vollers Drive	0.17 yd ³	\$6.58
RS884	Stevens Ave: Vollers Drive-Katherine Street	0.17 yd ³	\$6.58
RM272	Sunset St	1.00 yd ³	\$39.50
RS945	Vollers Drive: 288001-Stevens Ave	0.17 yd ³	\$6.58
RS947	Vollers Drive: Dow Place-Katherine Street	0.17 yd ³	\$6.58
RS946	Vollers Drive: Katherine Street-288005	0.17 yd ³	\$6.58
RS948	Vollers Drive: Stevens Ave-Dow Place	0.17 yd ³	\$6.58
RS944	Vollers Drive: Stevens Ave-Stevens Ave	0.17 yd ³	\$6.58
RS949	Walnut Dr: Country Squire Way-Pine Ave	0.17 yd ³	\$6.58
RS950	Walnut Dr: Pine Ave-289002	0.17 yd ³	\$6.58
Locations: 29	Sweepings road Total	11.50 yd³	\$427.25

Township of Branchburg

Reporting Dates 09/01/2017 09/30/2017

Cost Summary by Material/Location

	Quantity	Material Cost
Grand Total	11.50	\$427.25

Township of Branchburg

Reporting Dates 10/01/2017 10/31/2017

Cost Summary by Material/Location

OCT

Material

4100

Sweepings road

Location Code	Location Name	Quantity Units	Material Cost
RM008	Aspen Hill Rd	0.42 yd ³	\$14.58
RM046	Chambers Brook Road	0.42 yd ³	\$14.58
RM049	Chatham Rd	0.42 yd ³	\$14.58
RM065	Columbia Rd.	0.42 yd ³	\$14.58
RM078	Culnen Dr	0.42 yd ³	\$14.58
RM094	Evans Way	0.42 yd ³	\$14.58
RM131	Imclone Dr	0.42 yd ³	\$14.58
RM132	Industrial Parkway (readington Rd)	0.42 yd ³	\$14.58
RM133	Industrial Parkway (county Line Rd)	0.42 yd ³	\$14.58
RM174	Meister Ave (county Line)	0.42 yd ³	\$14.58
RM175	Meister Ave (readington Rd)	0.42 yd ³	\$14.58
RM178	Millenium Way	0.42 yd ³	\$14.58
Locations: 12	Sweepings road Total	5.00 yd³	\$175.00

Township of Branchburg

Reporting Dates 10/01/2017 10/31/2017

Cost Summary by Material/Location

	Quantity	Material Cost
Grand Total	5.00	\$175.00

Township of Branchburg

Reporting Dates 11/01/2017 11/30/2017

Cost Summary by Material/Location

Nov

Material

4100

Sweepings road

Location Code	Location Name	Quantity	Units	Material Cost
RM001	Acorn Ln	1.33	yd ³	\$52.67
RM006	Arlol Ct	1.00	yd ³	\$39.50
RM008	Aspen Hill Rd	0.33	yd ³	\$11.67
RM015	Benjamin Place	1.00	yd ³	\$39.50
RM025	Branch Drive	1.33	yd ³	\$52.67
RM026	Brandon Court	1.00	yd ³	\$39.50
RM032	Brookview Ct	1.33	yd ³	\$52.67
RM046	Chambers Brook Road	0.33	yd ³	\$11.67
RM049	Chatham Rd	0.33	yd ³	\$11.67
RM058	Christie Way	1.00	yd ³	\$39.50
RM065	Columbia Rd.	0.33	yd ³	\$11.67
RM078	Cuinen Dr	0.33	yd ³	\$11.67
RM089	Dow Place	0.80	yd ³	\$31.60
RM091	Edgewood Road	1.00	yd ³	\$39.50
RM092	Elliot Ct	1.00	yd ³	\$39.50
RM094	Evans Way	0.33	yd ³	\$11.67
RM095	Evergreen Dr	1.33	yd ³	\$52.67
RM109	Gordon Place	0.80	yd ³	\$31.60
RM112	Gregory Lane	1.33	yd ³	\$52.67
RM118	Hickory Hill Rd	0.80	yd ³	\$31.60
RM131	Imclone Dr	0.33	yd ³	\$11.67
RM132	Industrial Parkway (readington Rd)	0.33	yd ³	\$11.67
RM133	Industrial Parkway (county Line Rd)	0.33	yd ³	\$11.67
RM174	Meister Ave (county Line)	0.33	yd ³	\$11.67
RM175	Meister Ave (readington Rd)	0.33	yd ³	\$11.67
RM178	Millenium Way	0.33	yd ³	\$11.67
RM195	Oak Crest Dr	0.80	yd ³	\$31.60
RM216	Pine Ave	1.33	yd ³	\$52.67
RM221	Post Rd	0.80	yd ³	\$31.60

Locations: 29 Sweepings road Total 22.00 yd³ \$851.00

Township of Branchburg

Reporting Dates 12/01/2017 12/31/2017

Cost Summary by Material/Location

Dec

Material

4100

Sweepings road

Location Code	Location Name	Quantity	Units	Material Cost
RM008	Aspen Hill Rd	0.43	yd ³	\$15.00
RM046	Chambers Brook Road	0.43	yd ³	\$15.00
RM049	Chatham Rd	0.40	yd ³	\$14.00
RM065	Columbia Rd.	0.43	yd ³	\$15.00
RM078	Culnen Dr	0.40	yd ³	\$14.00
RM094	Evans Way	0.43	yd ³	\$15.00
RM131	Imclone Dr	0.43	yd ³	\$15.00
RM132	Industrial Parkway (readington Rd)	0.43	yd ³	\$15.00
RM133	Industrial Parkway (county Line Rd)	0.40	yd ³	\$14.00
RM174	Meister Ave (county Line)	0.40	yd ³	\$14.00
RM175	Meister Ave (readington Rd)	0.43	yd ³	\$15.00
RM178	Millenium Way	0.40	yd ³	\$14.00
Locations: 12	Sweepings road Total	5.00	yd³	\$175.00

Township of Branchburg

Reporting Dates 12/01/2017 - 12/31/2017

Cost Summary by Material/Location

	Quantity	Material Cost
Grand Total	5.00	\$175.00

SPPP Form 13 – Stormwater Facility Maintenance

Municipality
Information

Municipality: Branchburg County: Somerset County
NJPDES #: 0148539 PI ID #: 0171410
Team Member/Title: Tom Mantz, Director of Public Works
Effective Date of Permit Authorization (EDPA): July 7, 2009
Date of Completion: December 15, 2017 Date of most recent update: December 15, 2017

Please describe your annual catch basin cleaning program and schedule. Attach a map/diagram or additional pages as necessary.

We start are Storm water inlets inspection in January of every year and create a record of what needs cleaning, repairs or labeling. We then work off that work order list to complete the tasks that are needed. Attached is a 85 page report labeled [2017 Storm water] showing the location code, Road Name, [task code 1172 which relates to inlet inspections] include in this task are storm inlets and catch basin. 2017 - Inspected 2545 inlets - cleaned 365 inlet = 71.4 ton material - replaced 593 decal - repaired 164 inlets.

Please describe your stormwater facility maintenance program for cleaning and maintenance of all stormwater facilities operated by the municipality. Attach additional pages as necessary.

(NOTE: Attach a maintenance log containing information on any repairs/maintenance performed on stormwater facilities to ensure their proper function and operation.)

We start are Storm water inlets inspection in January of every year and create a record of what needs cleaning, repairs or labeling. We then work off that work order list to complete the tasks that are needed. Attached is a 85 page report labeled [2017 Storm water] showing the location code, Road Name, [task code 1172 which relates to inlet inspections] include in this task are storm inlets and catch basin. 2017 - Inspected 2545 inlets - cleaned 365 inlet = 71.4 ton material - replaced 593 decal - repaired 164 inlets.

Township of Branchburg

Reporting Dates Year 2017

Comprehensive Detail by Task/Location

1085 / Drainage Easement Maintenance					Eqp	Eqp	Mat	Mat	Contractor	Overhead	Total
	Labor Hrs	Labor Cost	Equipment	Hr/Mi	Cost	Material	Used	Cost	Cost	Cost	
RM194 / North Branch River Rd											
29/Whitlock	06/29/17	49,707c	8.00	226.08					0.00		226.08
40/Flannery	06/29/17	49,707c	8.00	226.08	52	8.00	80.00		0.00		306.08
40/Flannery	06/29/17	49,707c			33	8.00	172.16		0.00		172.16
40/Flannery	06/29/17	49,707c			6	8.00	80.00		0.00		80.00
80/Daniels	06/29/17	49,707c	8.00	187.92					0.00		187.92
North Branch River Rd Sub Total								\$0.00			\$972.24
										\$0.00	
RM203 / Omnl Ct											
21/Lucash	05/12/17	47,435c			9	3.00	30.00		0.00		30.00
21/Lucash	05/12/17	47,435c	3.00	107.61	43	3.00	30.00		0.00		137.61
73/LeBar	05/12/17	47,435c	3.00	73.17					0.00		73.17
76/Regazzini	05/12/17	47,435c	3.00	70.44					0.00		70.44
Omnl Ct Sub Total								\$0.00			\$311.22
										\$0.00	
RM239 / Round Hill Rd											
24/Pavstian	04/13/17	46,226c	2.00	56.52					0.00		56.52
34/Solis	04/13/17	46,226c	2.00	58.92					0.00		58.92
76/Regazzini	04/13/17	46,226c			34	2.00	20.00		0.00		20.00
76/Regazzini	04/13/17	46,226c	6.00	140.88	24	6.00	60.00	1025	3.50	30.87	231.75
80/Daniels	04/13/17	46,226c	6.00	140.94					0.00		140.94
Round Hill Rd Sub Total								\$10.87			\$508.13
										\$0.00	
RM276 / Tanglewood Drive											
29/Whitlock	08/18/17	50,082c	1.00	28.26	36	1.00	10.00		0.00		38.26
70/Jennings	08/18/17	50,082c	1.00	24.39					0.00		24.39
Tanglewood Drive Sub Total								\$0.00			\$62.65
										\$0.00	
1085 / Drainage Easement Maintenance											

2/1/2018

1

Township of Branchburg

Reporting Dates Year 2017

Comprehensive Detail by Task/Location

1085 / Drainage Easement Maintenance					Eqp	Eqp	Mat	Mat	Contractor	Overhead	Total
	Labor Hrs	Labor Cost	Equipment	Hr/Mi	Cost	Material	Used	Cost	Cost	Cost	
Sub Total								\$30.87			\$1,854.24
		\$1,341.21			\$482.16				\$0.00		\$0.00

2/1/2018

2

Comprehensive Detail by Task/Location

1086 / Drainage Maintenance				Equipment	Eqp Hr/MI	Eqp Cost	Material	Mat Used	Mat Cost	Contractor Cost	Overhead Cost	Total
Labor Hrs	Labor Cost											
RM021 / Blue Grass Blvd												
25/Pucciarelli	01/23/17	7,195w	1.60	45.22	47	1.60	16.00			0.00		61.22
Blue Grass Blvd Sub Total			1.60	\$45.22					\$0.00	\$0.00	\$0.00	\$61.22
RM041 / Case Rd												
58/Sternick	03/07/17	45,030c	5.00	134.20						0.00		134.20
76/Regazzini	03/07/17	45,030c			30	5.00	50.00			0.00		50.00
76/Regazzini	03/07/17	45,030c	5.00	117.40	10	5.00	26.40			0.00		143.80
71/Domolki	03/08/17	45,035c	8.00	195.12	6	8.00	80.00			0.00		275.12
71/Domolki	03/08/17	45,035c			19	8.00	80.00			0.00		80.00
80/Daniels	03/08/17	45,035c	8.00	187.92						0.00		187.92
85/Kraus	03/08/17	45,035c	8.00	164.72						0.00		164.72
40/Flannery	03/09/17	45,044c	4.00	113.04						0.00		113.04
76/Regazzini	03/09/17	45,044c	4.00	93.92						0.00		93.92
80/Daniels	03/09/17	45,044c	4.00	91.96	6	4.00	40.00			0.00		133.96
80/Daniels	03/09/17	45,044c			19	4.00	40.00			0.00		40.00
21/Lucash	03/29/17	46,141c	4.00	143.48						0.00		143.48
40/Flannery	03/29/17	46,141c	4.00	113.06						0.00		113.06
70/Jennings	03/29/17	46,141c	3.00	73.17						0.00		73.17
71/Domolki	03/29/17	46,141c	4.00	97.56						0.00		97.56
76/Regazzini	03/29/17	46,141c			30	3.00	30.00			0.00		30.00
76/Regazzini	03/29/17	46,141c			6	4.00	40.00			0.00		40.00
76/Regazzini	03/29/17	46,141c	3.00	70.44	10	3.00	15.84			0.00		86.28
76/Regazzini	03/29/17	46,141c			19	4.00	40.00			0.00		40.00
76/Regazzini	03/29/17	46,141c			43	4.00	40.00			0.00		40.00
85/Kraus	03/29/17	46,141c	4.00	82.36						0.00		82.36
21/Lucash	08/01/17	49,923c			30	3.00	30.00			0.00		30.00
21/Lucash	08/01/17	49,923c	3.00	107.61	52	3.00	30.00	1025	3.00	68.25		205.86
21/Lucash	08/01/17	49,923c			43	3.00	30.00			0.00		30.00
21/Lucash	08/01/17	49,923c			36	2.00	20.00			0.00		20.00
21/Lucash	08/01/17	49,923c			3	3.00	105.00	1053	4.00	5.28		110.28
73/LaBar	08/01/17	49,923c	2.00	48.78						0.00		48.78
76/Regazzini	08/01/17	49,923c	3.00	70.44						0.00		70.44
80/Daniels	08/01/17	49,923c	3.00	70.47						0.00		70.47

2/1/2018

3

Comprehensive Detail by Task/Location

1086 / Drainage Maintenance				Equipment	Eqp Hr/MI	Eqp Cost	Material	Mat Used	Mat Cost	Contractor Cost	Overhead Cost	Total
Labor Hrs	Labor Cost											
85/Kraus	08/01/17	49,923c	3.00	61.77						0.00		61.77
Case Rd Sub Total			82.00	\$2,039.42					\$73.53	\$0.00	\$0.00	\$2,810.19
RM161 / Long Meadow Ct												
25/Pucciarelli	01/23/17	7,195w	1.60	45.22	47	1.60	16.00			0.00		61.22
Long Meadow Ct Sub Total			1.60	\$45.22					\$0.00	\$0.00	\$0.00	\$61.22
RM171 / Mary Lynn Lane												
25/Pucciarelli	01/23/17	7,195w	1.60	45.22	47	1.60	16.00			0.00		61.22
Mary Lynn Lane Sub Total			1.60	\$45.22					\$0.00	\$0.00	\$0.00	\$61.22
RM194 / North Branch River Rd												
70/Jennings	03/07/17	45,031c	8.00	195.12						0.00		195.12
80/Daniels	03/07/17	45,031c			29	8.00	88.16			0.00		88.16
80/Daniels	03/07/17	45,031c	8.00	187.92	54	8.00	80.00			0.00		267.92
29/Whitlock	06/30/17	49,723c	4.00	113.04						0.00		113.04
80/Daniels	06/30/17	49,723c			52	4.00	40.00			0.00		40.00
80/Daniels	06/30/17	49,723c	4.00	93.96	33	4.00	86.08			0.00		180.04
North Branch River Rd Sub Total			24.00	\$590.04			\$294.24		\$0.00	\$0.00	\$0.00	\$884.28
RM199 / Old York Rd												
21/Lucash	07/25/17	49,868c			36	4.00	40.00			0.00		40.00
21/Lucash	07/25/17	49,868c			33	4.00	86.08			0.00		86.08
21/Lucash	07/25/17	49,868c	4.00	143.48	43	4.00	40.00			0.00		183.48
21/Lucash	07/25/17	49,868c			27A	4.00	230.80			0.00		230.80
21/Lucash	07/25/17	49,868c			54	4.00	40.00			0.00		40.00
24/Pautian	07/25/17	49,868c	4.00	113.04						0.00		113.04
29/Whitlock	07/25/17	49,868c	4.00	113.04						0.00		113.04
73/LaBar	07/25/17	49,868c	4.00	97.56						0.00		97.56
76/Regazzini	07/25/17	49,868c	4.00	93.92						0.00		93.92

2/1/2018

4

Comprehensive Detail by Task/Location

1086 / Drainage Maintenance		Labor Hrs	Labor Cost	Equipment	Eqp Hr/MI	Eqp Cost	Material	Mat Used	Mat Cost	Contractor Cost	Overhead Cost	Total
Old York Rd Sub Total		20.00	\$561.04			\$436.88			\$0.00	\$0.00	\$0.00	\$997.92
RM205 / Oriole Ln												
25/Pucciarelli	01/23/17 7,195w	1.60	45.22	47	1.60	16.00				0.00		61.22
Oriole Ln Sub Total		1.60	\$45.22			\$16.00			\$0.00	\$0.00	\$0.00	\$61.22
RM222 / Preakness Circle												
25/Pucciarelli	01/23/17 7,195w	1.60	45.22	47	1.60	16.00				0.00		61.22
Preakness Circle Sub Total		1.60	\$45.22			\$16.00			\$0.00	\$0.00	\$0.00	\$61.22
RM681 / North Branch River Rd: Old York Rd-Van Dyke Rd												
21/Lucash	07/11/17 49,782c	2.00	71.74	43	2.00	20.00	1025	4.00	35.28	0.00		127.02
21/Lucash	07/11/17 49,782c			14	4.00	86.92	1053	4.00	13.16	0.00		100.08
21/Lucash	07/11/17 49,782c			35	8.00	80.00				0.00		80.00
21/Lucash	07/11/17 49,782c			52	4.00	40.00				0.00		40.00
29/Whitlock	07/11/17 49,782c	4.00	113.04							0.00		113.04
76/Regazzini	07/11/17 49,782c	4.00	93.92							0.00		93.92
85/Kreus	07/11/17 49,782c	4.00	82.36							0.00		82.36
North Branch River Rd: Old York Rc		14.00	\$361.06			\$226.92			\$48.44	\$0.00	\$0.00	\$636.42
1086 / Drainage Maintenance Sub Total		148.00	\$3,777.67			\$1,735.28			\$121.97	\$0.00	\$0.00	\$5,634.92

Comprehensive Detail by Task/Location

1087 / Drainage Pipe Maintenance		Labor Hrs	Labor Cost	Equipment	Eqp Hr/MI	Eqp Cost	Material	Mat Used	Mat Cost	Contractor Cost	Overhead Cost	Total
RM019 / Black Point Road												
21/Lucash	12/19/17 54,622c			30	5.00	50.00				0.00		50.00
21/Lucash	12/19/17 54,622c			43	5.00	50.00				0.00		50.00
21/Lucash	12/19/17 54,622c			60	5.00	50.00	3010	10.00	120.00	0.00		170.00
21/Lucash	12/19/17 54,622c	5.00	179.35	5	5.00	18.95	3026	10.00	10.00	0.00		208.30
21/Lucash	12/19/17 54,622c			T-8	5.00	50.00	6466	4.00	302.40	0.00		352.40
70/Jennings	12/19/17 54,622c	5.00	121.95							0.00		121.95
71/Domolki	12/19/17 54,622c	5.00	121.95							0.00		121.95
80/Daniels	12/19/17 54,622c	5.00	117.45							0.00		117.45
Black Point Road Sub Total		20.00	\$540.70			\$218.95			\$432.40	\$0.00	\$0.00	\$1,192.05
RM105 / Fremont Street												
25/Pucciarelli	02/23/17 44,996c									0.00		0.00
76/Regazzini	02/23/17 44,996c			10						0.00		0.00
76/Regazzini	02/23/17 44,996c			16						0.00		0.00
Fremont Street Sub Total		0.00	\$0.00			\$0.00			\$0.00	\$0.00	\$0.00	\$0.00
RM255 / Snowbird Way												
21/Lucash	04/11/17 46,214c	1.00	35.87							0.00		35.87
34/Schis	04/11/17 46,214c	3.00	88.38							0.00		88.38
59/Malanga	04/11/17 46,214c	3.00	84.79	38	3.00	30.00				0.00		114.79
59/Malanga	04/11/17 46,214c			27A	3.00	124.65				0.00		124.65
59/Malanga	04/11/17 46,214c			43	3.00	30.00				0.00		30.00
73/LaBar	04/11/17 46,214c	3.00	73.17							0.00		73.17
Snowbird Way Sub Total		10.00	\$282.21			\$184.65			\$0.00	\$0.00	\$0.00	\$466.86
RM296 / Whiton Rd												
73/LaBar	01/23/17 44,874c	2.00	48.78							0.00		48.78
84/Kidd	01/23/17 44,874c	2.00	41.18	11	2.00	20.00				0.00		61.18
Whiton Rd Sub Total		4.00	\$89.96			\$20.00			\$0.00	\$0.00	\$0.00	\$109.96

Comprehensive Detail by Task/Location

1087 / Drainage Pipe Maintenance		Eqp	Eqp	Mat	Mat	Contractor	Overhead	Total
Labor Hrs	Labor Cost	Equipment	Hr/MI	Cost	Material	Used	Cost	
1087 / Drainage Pipe Maintenance	34.00			\$423.60			\$432.40	\$0.00
Sub Total	\$912.87						\$0.00	\$1,768.87

2/1/2018

7

Comprehensive Detail by Task/Location

1171 / Inlet Cleaning		Eqp	Eqp	Mat	Mat	Contractor	Overhead	Total
Labor Hrs	Labor Cost	Equipment	Hr/MI	Cost	Material	Used	Cost	
RM001 / Acorn Ln								
18/Elsworth	01/27/17	7,217w	0.29	8.08				8.08
18/Elsworth	01/27/17	7,217w	0.29	8.08				8.08
84/Kidd	01/27/17	7,217w	0.29	5.88	12	0.29	2.28	4100 0.14 5.00 0.00 13.17
84/Kidd	01/27/17	7,217w	0.29	5.88	12	0.29	2.28	4100 0.14 5.00 0.00 13.17
84/Kidd	01/27/17	7,217w	0.29	2.86	54	0.29	2.86	0.00 2.86
84/Kidd	01/27/17	7,217w	0.29	2.86	54	0.29	2.86	0.00 2.86
Acorn Ln Sub Total	1.14	\$27.92		\$10.28			\$10.00	\$0.00 \$0.00 \$48.20
RM005 / Arapaho Trail								
70/Jennings	03/02/17	7,361w	0.25	6.10				6.10
70/Jennings	03/02/17	7,361w	0.25	6.10				6.10
80/Daniels	03/02/17	7,361w	0.25	2.50	54	0.25	2.50	0.00 2.50
80/Daniels	03/02/17	7,361w	0.25	2.50	54	0.25	2.50	0.00 2.50
80/Daniels	03/02/17	7,361w	0.25	5.87	12	0.25	2.00	4100 0.13 4.38 0.00 12.25
80/Daniels	03/02/17	7,361w	0.25	5.87	12	0.25	2.00	4100 0.13 4.38 0.00 12.25
Arapaho Trail Sub Total	1.00	\$23.94		\$9.00			\$8.75	\$0.00 \$0.00 \$41.69
RM006 / Ariel Ct								
18/Elsworth	01/27/17	7,217w	0.29	8.08				8.08
84/Kidd	01/27/17	7,217w	0.29	5.88	12	0.29	2.28	4100 0.14 5.00 0.00 13.17
84/Kidd	01/27/17	7,217w	0.29	2.86	54	0.29	2.86	0.00 2.86
Ariel Ct Sub Total	0.57	\$13.96		\$5.14			\$5.00	\$0.00 \$0.00 \$24.10
RM007 / Arrowhead Dr								
18/Elsworth	01/27/17	7,217w	0.29	8.08				8.08
18/Elsworth	01/27/17	7,217w	0.29	8.08				8.08
18/Elsworth	01/27/17	7,217w	0.29	8.08				8.08
18/Elsworth	01/27/17	7,217w	0.29	8.08				8.08
18/Elsworth	01/27/17	7,217w	0.29	8.08				8.08
18/Elsworth	01/27/17	7,217w	0.29	8.08				8.08
18/Elsworth	01/27/17	7,217w	0.29	8.08				8.08
18/Elsworth	01/27/17	7,217w	0.29	8.08				8.08

2/1/2018

8

Comprehensive Detail by Task/Location

1171 / Inlet Cleaning		Labor Hrs	Labor Cost	Equipment	Eqp Hr/MI	Eqp Cost	Material	Mat Used	Mat Cost	Contractor Cost	Overhead Cost	Total
											\$0.00	
RM019 / Black Point Road												
29/Whitlock	01/24/17	7,177w	0.30	8.37	54	0.30	2.96	4100	0.11	3.89	0.00	15.23
29/Whitlock	01/24/17	7,177w	0.30	8.37	54	0.30	2.96	4100	0.11	3.89	0.00	15.23
84/Kidd	01/24/17	7,177w	0.30	6.10						0.00	0.00	6.10
84/Kidd	01/24/17	7,177w	0.30	6.10						0.00	0.00	6.10
Black Point Road Sub Total			1.19	\$28.95		\$5.93			\$7.78	\$0.00	\$0.00	\$42.65
RM020 / Blackfoot Trail												
70/Jennings	03/02/17	7,361w	0.25	6.10						0.00	0.00	6.10
80/Daniels	03/02/17	7,361w	0.25	5.87	12	0.25	2.00	4100	0.13	4.38	0.00	12.25
80/Daniels	03/02/17	7,361w			54	0.25	2.50			0.00	0.00	2.50
Blackfoot Trail Sub Total			0.50	\$11.97		\$4.50			\$4.38	\$0.00	\$0.00	\$20.84
RM021 / Blue Grass Blvd												
24/Paustian	02/08/17	7,265w	0.38	10.77	54	0.38	3.81	4100	0.19	6.67	0.00	21.24
24/Paustian	02/08/17	7,265w	0.38	10.77	54	0.38	3.81	4100	0.19	6.67	0.00	21.24
24/Paustian	02/08/17	7,265w			12	0.38	3.04			0.00	0.00	3.04
24/Paustian	02/08/17	7,265w			12	0.38	3.04			0.00	0.00	3.04
25/Pucciarelli	02/08/17	7,265w	0.38	10.77						0.00	0.00	10.77
25/Pucciarelli	02/08/17	7,265w	0.38	10.77						0.00	0.00	10.77
24/Paustian	02/16/17	7,300w	0.17	4.92						0.00	0.00	4.92
24/Paustian	02/16/17	7,300w	0.17	4.92						0.00	0.00	4.92
25/Pucciarelli	02/16/17	7,300w			54	0.17	1.74			0.00	0.00	1.74
25/Pucciarelli	02/16/17	7,300w			54	0.17	1.74			0.00	0.00	1.74
25/Pucciarelli	02/16/17	7,300w	0.17	4.92	12	0.17	1.39	4100	0.13	4.57	0.00	10.87
25/Pucciarelli	02/16/17	7,300w	0.17	4.92	12	0.17	1.39	4100	0.13	4.57	0.00	10.87
Blue Grass Blvd Sub Total			2.22	\$62.73		\$19.96			\$22.46	\$0.00	\$0.00	\$105.16
RM026 / Brandon Court												
18/Elsworth	01/27/17	7,217w	0.29	8.08						0.00	0.00	8.08
18/Elsworth	01/27/17	7,217w	0.29	8.08						0.00	0.00	8.08

2/1/2018

Comprehensive Detail by Task/Location

1171 / Inlet Cleaning		Labor Hrs	Labor Cost	Equipment	Eqp Hr/MI	Eqp Cost	Material	Mat Used	Mat Cost	Contractor Cost	Overhead Cost	Total
											\$0.00	8.08
18/Elsworth	01/27/17	7,217w	0.29	8.08						0.00	0.00	8.08
18/Elsworth	01/27/17	7,217w	0.29	8.08						0.00	0.00	8.08
84/Kidd	01/27/17	7,217w	0.29	5.88	12	0.29	2.28	4100	0.14	5.00	0.00	13.17
84/Kidd	01/27/17	7,217w	0.29	5.88	12	0.29	2.28	4100	0.14	5.00	0.00	13.17
84/Kidd	01/27/17	7,217w	0.29	5.88	12	0.29	2.28	4100	0.14	5.00	0.00	13.17
84/Kidd	01/27/17	7,217w	0.29	5.88	12	0.29	2.28	4100	0.14	5.00	0.00	13.17
84/Kidd	01/27/17	7,217w			54	0.29	2.86			0.00	0.00	2.86
84/Kidd	01/27/17	7,217w			54	0.29	2.86			0.00	0.00	2.86
84/Kidd	01/27/17	7,217w			54	0.29	2.86			0.00	0.00	2.86
84/Kidd	01/27/17	7,217w			54	0.29	2.86			0.00	0.00	2.86
18/Elsworth	02/02/17	7,250w	0.35	9.83	12	0.35	2.78	4100	0.78	27.39	0.00	40.00
18/Elsworth	02/02/17	7,250w			54	0.35	3.48			0.00	0.00	3.48
24/Paustian	02/02/17	7,250w	0.35	9.83						0.00	0.00	9.83
Brandon Court Sub Total			2.98	\$75.49		\$26.82			\$47.39	\$0.00	\$0.00	\$149.70
RM029 / Briar Way												
29/Whitlock	01/24/17	7,177w	0.30	8.37	54	0.30	2.96	4100	0.11	3.89	0.00	15.23
29/Whitlock	01/24/17	7,177w	0.30	8.37	54	0.30	2.96	4100	0.11	3.89	0.00	15.23
29/Whitlock	01/24/17	7,177w	0.30	8.37	54	0.30	2.96	4100	0.11	3.89	0.00	15.23
84/Kidd	01/24/17	7,177w	0.30	6.10						0.00	0.00	6.10
84/Kidd	01/24/17	7,177w	0.30	6.10						0.00	0.00	6.10
84/Kidd	01/24/17	7,177w	0.30	6.10						0.00	0.00	6.10
Briar Way Sub Total			1.78	\$43.43		\$8.89			\$11.67	\$0.00	\$0.00	\$63.98
RM030 / Bridle Way												
24/Paustian	02/16/17	7,300w	0.17	4.92						0.00	0.00	4.92
24/Paustian	02/16/17	7,300w	0.17	4.92						0.00	0.00	4.92
25/Pucciarelli	02/16/17	7,300w	0.17	4.92	12	0.17	1.39	4100	0.13	4.57	0.00	10.87
25/Pucciarelli	02/16/17	7,300w	0.17	4.92	12	0.17	1.39	4100	0.13	4.57	0.00	10.87
25/Pucciarelli	02/16/17	7,300w			54	0.17	1.74			0.00	0.00	1.74
25/Pucciarelli	02/16/17	7,300w			54	0.17	1.74			0.00	0.00	1.74
Bridle Way Sub Total			0.70	\$19.66		\$6.26			\$9.13	\$0.00	\$0.00	\$35.05

2/1/2018

Comprehensive Detail by Task/Location

1171 / Inlet Cleaning		Labor Hrs	Labor Cost	Equipment	Eqp Hr/Mi	Eqp Cost	Material	Mat Used	Mat Cost	Contractor Cost	Overhead Cost	Total
											\$0.00	
RM033 / Buffalo Hollow Rd												
70/Jennings	03/02/17	7,361w	0.25	6.10						0.00		6.10
70/Jennings	03/02/17	7,361w	0.25	6.10						0.00		6.10
80/Daniels	03/02/17	7,361w			54	0.25	2.50			0.00		2.50
80/Daniels	03/02/17	7,361w			54	0.25	2.50			0.00		2.50
80/Daniels	03/02/17	7,361w	0.25	5.87	12	0.25	2.00	4100	0.13	4.38	0.00	12.25
80/Daniels	03/02/17	7,361w	0.25	5.87	12	0.25	2.00	4100	0.13	4.38	0.00	12.25
Buffalo Hollow Rd Sub Total		1.00	\$23.94			\$9.00			\$8.75	\$0.00		\$41.69
											\$0.00	
RM035 / Campana Way												
18/Ellsworth	01/27/17	7,217w	0.29	8.08						0.00		8.08
84/Kidd	01/27/17	7,217w	0.29	5.88	12	0.29	2.28	4100	0.14	5.00	0.00	13.17
84/Kidd	01/27/17	7,217w			54	0.29	2.86			0.00		2.86
Campana Way Sub Total		0.57	\$13.96			\$5.14			\$5.00	\$0.00		\$24.10
											\$0.00	
RM036 / Carlisle Rd												
24/Paustian	02/16/17	7,300w	0.17	4.92						0.00		4.92
25/Pucciarelli	02/16/17	7,300w			54	0.17	1.74			0.00		1.74
25/Pucciarelli	02/16/17	7,300w	0.17	4.92	12	0.17	1.39	4100	0.13	4.57	0.00	10.87
Carlisle Rd Sub Total		0.35	\$9.83			\$3.13			\$4.57	\$0.00		\$17.52
											\$0.00	
RM038 / Carriage Hill Rd.												
18/Ellsworth	01/27/17	7,217w	0.29	8.08						0.00		8.08
84/Kidd	01/27/17	7,217w			54	0.29	2.86			0.00		2.86
84/Kidd	01/27/17	7,217w	0.29	5.88	12	0.29	2.28	4100	0.14	5.00	0.00	13.17
Carriage Hill Rd. Sub Total		0.57	\$13.96			\$5.14			\$5.00	\$0.00		\$24.10
											\$0.00	
RM040 / Cascades Terrace												
24/Paustian	02/08/17	7,265w	0.38	10.77	54	0.38	3.81	4100	0.19	6.67	0.00	21.24

2/1/2018

13

Comprehensive Detail by Task/Location

1171 / Inlet Cleaning		Labor Hrs	Labor Cost	Equipment	Eqp Hr/Mi	Eqp Cost	Material	Mat Used	Mat Cost	Contractor Cost	Overhead Cost	Total
											\$0.00	
RM042 / Cedar Grove Rd												
24/Paustian	02/08/17	7,265w	0.38	10.77	12	0.38	3.04			0.00		3.04
25/Pucciarelli	02/08/17	7,265w	0.38	10.77						0.00		10.77
Cascades Terrace Sub Total		0.76	\$21.53			\$6.85			\$6.67	\$0.00		\$35.05
											\$0.00	
RM044 / Cedar Grove Rd												
25/Pucciarelli	02/17/17	7,300w	0.40	11.31	12	0.40	3.20	4100	0.40	14.00	0.00	28.50
25/Pucciarelli	02/17/17	7,300w	0.40	11.31	12	0.40	3.20	4100	0.40	14.00	0.00	28.50
25/Pucciarelli	02/17/17	7,300w	0.40	11.31	12	0.40	3.20	4100	0.40	14.00	0.00	28.50
25/Pucciarelli	02/17/17	7,300w	0.40	11.31	12	0.40	3.20	4100	0.40	14.00	0.00	28.50
25/Pucciarelli	02/17/17	7,300w			54	0.40	4.00			0.00		4.00
25/Pucciarelli	02/17/17	7,300w			54	0.40	4.00			0.00		4.00
25/Pucciarelli	02/17/17	7,300w			54	0.40	4.00			0.00		4.00
25/Pucciarelli	02/17/17	7,300w			54	0.40	4.00			0.00		4.00
25/Pucciarelli	02/17/17	7,300w			54	0.40	4.00			0.00		4.00
35/Yacone	02/17/17	7,300w	0.40	11.31						0.00		11.31
35/Yacone	02/17/17	7,300w	0.40	11.31						0.00		11.31
35/Yacone	02/17/17	7,300w	0.40	11.31						0.00		11.31
35/Yacone	02/17/17	7,300w	0.40	11.31						0.00		11.31
Cedar Grove Rd Sub Total		3.20	\$90.45			\$28.78			\$56.00	\$0.00		\$175.23
											\$0.00	
RM046 / Chambers Brook Road												
70/Jennings	03/01/17	7,361w	0.38	9.29						0.00		9.29
80/Daniels	03/01/17	7,361w			54	0.38	3.81			0.00		3.81
80/Daniels	03/01/17	7,361w	0.38	8.95	12	0.38	3.04	4100	0.14	5.00	0.00	16.99
Chambers Brook Road Sub Total		0.76	\$18.24			\$6.85			\$5.00	\$0.00		\$30.09
											\$0.00	
RM047 / Champions Circle												
24/Paustian	02/08/17	7,265w			12	0.38	3.04			0.00		3.04
24/Paustian	02/08/17	7,265w			12	0.38	3.04			0.00		3.04
24/Paustian	02/08/17	7,265w	0.38	10.77	54	0.38	3.81	4100	0.19	6.67	0.00	21.24
24/Paustian	02/08/17	7,265w	0.38	10.77	54	0.38	3.81	4100	0.19	6.67	0.00	21.24
25/Pucciarelli	02/08/17	7,265w	0.38	10.77						0.00		10.77
25/Pucciarelli	02/08/17	7,265w	0.38	10.77						0.00		10.77

2/1/2018

14

Comprehensive Detail by Task/Location

1171 / Inlet Cleaning					Equipment	Eqp Hr/Mi	Eqp Cost	Material	Mat Used	Mat Cost	Contractor Cost	Overhead Cost	Total
	Labor Hrs	Labor Cost											
24/Paustian	02/16/17	7,300w	0.17	4.92							0.00		4.92
24/Paustian	02/16/17	7,300w	0.17	4.92							0.00		4.92
25/Pucciarelli	02/16/17	7,300w	0.17	4.92	12	0.17	1.39	4100	0.13	4.57	0.00		10.87
25/Pucciarelli	02/16/17	7,300w	0.17	4.92	12	0.17	1.39	4100	0.13	4.57	0.00		10.87
25/Pucciarelli	02/16/17	7,300w			54	0.17	1.74				0.00		1.74
25/Pucciarelli	02/16/17	7,300w			54	0.17	1.74				0.00		1.74
Champions Circle Sub Total			2.22	\$62.73			\$19.95			\$22.46	\$0.00	\$0.00	\$105.16
RM056 / Choctaw Ridge Road													
70/Jennings	03/03/17	7,361w	0.23	5.57							0.00		5.57
70/Jennings	03/03/17	7,361w	0.23	5.57							0.00		5.57
70/Jennings	03/03/17	7,361w	0.23	5.57							0.00		5.57
70/Jennings	03/03/17	7,361w	0.23	5.57							0.00		5.57
70/Jennings	03/03/17	7,361w	0.23	5.57							0.00		5.57
70/Jennings	03/03/17	7,361w	0.23	5.57							0.00		5.57
70/Jennings	03/03/17	7,361w	0.23	5.57							0.00		5.57
70/Jennings	03/03/17	7,361w	0.23	5.57							0.00		5.57
80/Daniels	03/03/17	7,361w			54	0.23	2.29				0.00		2.29
80/Daniels	03/03/17	7,361w			54	0.23	2.29				0.00		2.29
80/Daniels	03/03/17	7,361w			54	0.23	2.29				0.00		2.29
80/Daniels	03/03/17	7,361w			54	0.23	2.29				0.00		2.29
80/Daniels	03/03/17	7,361w			54	0.23	2.29				0.00		2.29
80/Daniels	03/03/17	7,361w			54	0.23	2.29				0.00		2.29
80/Daniels	03/03/17	7,361w			54	0.23	2.29				0.00		2.29
80/Daniels	03/03/17	7,361w			54	0.23	2.29				0.00		2.29
80/Daniels	03/03/17	7,361w	0.23	5.37	12	0.23	1.83	4100	0.09	3.00	0.00		10.20
80/Daniels	03/03/17	7,361w	0.23	5.37	12	0.23	1.83	4100	0.09	3.00	0.00		10.20
80/Daniels	03/03/17	7,361w	0.23	5.37	12	0.23	1.83	4100	0.09	3.00	0.00		10.20
80/Daniels	03/03/17	7,361w	0.23	5.37	12	0.23	1.83	4100	0.09	3.00	0.00		10.20
80/Daniels	03/03/17	7,361w	0.23	5.37	12	0.23	1.83	4100	0.09	3.00	0.00		10.20
80/Daniels	03/03/17	7,361w	0.23	5.37	12	0.23	1.83	4100	0.09	3.00	0.00		10.20
80/Daniels	03/03/17	7,361w	0.23	5.37	12	0.23	1.83	4100	0.09	3.00	0.00		10.20

Comprehensive Detail by Task/Location

1171 / Inlet Cleaning					Equipment	Eqp Hr/Mi	Eqp Cost	Material	Mat Used	Mat Cost	Contractor Cost	Overhead Cost	Total
	Labor Hrs	Labor Cost											
80/Daniels	03/03/17	7,361w	0.23	5.37	12	0.23	1.83	4100	0.09	3.00	0.00		10.20
Choctaw Ridge Road Sub Total			4.11	\$98.50			\$37.01			\$27.00	\$0.00	\$0.00	\$162.50
RM058 / Christie Way													
29/Whitlock	01/24/17	7,177w	0.30	8.37	54	0.30	2.96	4100	0.11	3.89	0.00		15.23
29/Whitlock	01/24/17	7,177w	0.30	8.37	54	0.30	2.96	4100	0.11	3.89	0.00		15.23
84/Kidd	01/24/17	7,177w	0.30	6.10							0.00		6.10
84/Kidd	01/24/17	7,177w	0.30	6.10							0.00		6.10
Christie Way Sub Total			1.19	\$28.95			\$5.93			\$7.78	\$0.00	\$0.00	\$42.65
RM059 / Country Squire Way													
24/Paustian	02/15/17	7,265w	0.53	15.07	54	0.53	5.33	4100	0.27	9.33	0.00		29.74
24/Paustian	02/15/17	7,265w	0.53	15.07	54	0.53	5.33	4100	0.27	9.33	0.00		29.74
24/Paustian	02/15/17	7,265w			12	0.53	4.26				0.00		4.26
24/Paustian	02/15/17	7,265w			12	0.53	4.26				0.00		4.26
25/Pucciarelli	02/15/17	7,265w	0.53	15.07							0.00		15.07
25/Pucciarelli	02/15/17	7,265w	0.53	15.07							0.00		15.07
24/Paustian	02/16/17	7,300w	0.17	4.92							0.00		4.92
24/Paustian	02/16/17	7,300w	0.17	4.92							0.00		4.92
24/Paustian	02/16/17	7,300w	0.17	4.92							0.00		4.92
24/Paustian	02/16/17	7,300w	0.17	4.92							0.00		4.92
25/Pucciarelli	02/16/17	7,300w			54	0.17	1.74				0.00		1.74
25/Pucciarelli	02/16/17	7,300w			54	0.17	1.74				0.00		1.74
25/Pucciarelli	02/16/17	7,300w			54	0.17	1.74				0.00		1.74
25/Pucciarelli	02/16/17	7,300w			54	0.17	1.74				0.00		1.74
25/Pucciarelli	02/16/17	7,300w	0.17	4.92	12	0.17	1.39	4100	0.13	4.57	0.00		10.87
25/Pucciarelli	02/16/17	7,300w	0.17	4.92	12	0.17	1.39	4100	0.13	4.57	0.00		10.87
25/Pucciarelli	02/16/17	7,300w	0.17	4.92	12	0.17	1.39	4100	0.13	4.57	0.00		10.87
25/Pucciarelli	02/16/17	7,300w	0.17	4.92	12	0.17	1.39	4100	0.13	4.57	0.00		10.87
Country Squire Way Sub Total			3.52	\$99.62			\$31.70			\$36.93	\$0.00	\$0.00	\$168.25
RM070 / County Line Rd (By Harlan School)													

Comprehensive Detail by Task/Location

1171 / Inlet Cleaning				Equipment	Eqp Hr/Mi	Eqp Cost	Material	Mat Used	Mat Cost	Contractor Cost	Overhead Cost	Total
70/Jennings	03/02/17	7,361w	0.25	6.10						0.00		6.10
70/Jennings	03/02/17	7,361w	0.25	6.10						0.00		6.10
70/Jennings	03/02/17	7,361w	0.25	6.10						0.00		6.10
70/Jennings	03/02/17	7,361w	0.25	6.10						0.00		6.10
70/Jennings	03/02/17	7,361w	0.25	6.10						0.00		6.10
70/Jennings	03/02/17	7,361w	0.25	6.10						0.00		6.10
70/Jennings	03/02/17	7,361w	0.25	6.10						0.00		6.10
80/Daniels	03/02/17	7,361w			54	0.25	2.50			0.00		2.50
80/Daniels	03/02/17	7,361w			54	0.25	2.50			0.00		2.50
80/Daniels	03/02/17	7,361w			54	0.25	2.50			0.00		2.50
80/Daniels	03/02/17	7,361w			54	0.25	2.50			0.00		2.50
80/Daniels	03/02/17	7,361w			54	0.25	2.50			0.00		2.50
80/Daniels	03/02/17	7,361w			54	0.25	2.50			0.00		2.50
80/Daniels	03/02/17	7,361w	0.25	5.87	12	0.25	2.00	4100	0.13	4.38	0.00	12.25
80/Daniels	03/02/17	7,361w	0.25	5.87	12	0.25	2.00	4100	0.13	4.38	0.00	12.25
80/Daniels	03/02/17	7,361w	0.25	5.87	12	0.25	2.00	4100	0.13	4.38	0.00	12.25
80/Daniels	03/02/17	7,361w	0.25	5.87	12	0.25	2.00	4100	0.13	4.38	0.00	12.25
80/Daniels	03/02/17	7,361w	0.25	5.87	12	0.25	2.00	4100	0.13	4.38	0.00	12.25
80/Daniels	03/02/17	7,361w	0.25	5.87	12	0.25	2.00	4100	0.13	4.38	0.00	12.25
80/Daniels	03/02/17	7,361w	0.25	5.87	12	0.25	2.00	4100	0.13	4.38	0.00	12.25
80/Daniels	03/02/17	7,361w	0.25	5.87	12	0.25	2.00	4100	0.13	4.38	0.00	12.25
County Line Rd (By Harlan School)			3.50	\$83.79			\$31.48		\$30.63	\$0.00	\$0.00	\$145.90
RM072 / Covered Bridge Rd												
18/Ellsworth	01/27/17	7,217w	0.29	8.08						0.00		8.08
18/Ellsworth	01/27/17	7,217w	0.29	8.08						0.00		8.08
18/Ellsworth	01/27/17	7,217w	0.29	8.08						0.00		8.08
84/Kidd	01/27/17	7,217w	0.29	5.88	12	0.29	2.28	4100	0.14	5.00	0.00	13.17
84/Kidd	01/27/17	7,217w	0.29	5.88	12	0.29	2.28	4100	0.14	5.00	0.00	13.17
84/Kidd	01/27/17	7,217w	0.29	5.88	12	0.29	2.28	4100	0.14	5.00	0.00	13.17
84/Kidd	01/27/17	7,217w			54	0.29	2.86			0.00		2.86
84/Kidd	01/27/17	7,217w			54	0.29	2.86			0.00		2.86
84/Kidd	01/27/17	7,217w			54	0.29	2.86			0.00		2.86
84/Kidd	01/27/17	7,217w			54	0.29	2.86			0.00		2.86
18/Ellsworth	02/02/17	7,217w	0.26	7.29						0.00		7.29
18/Ellsworth	02/02/17	7,217w	0.26	7.29						0.00		7.29

2/1/2018

17

Comprehensive Detail by Task/Location

1171 / Inlet Cleaning				Equipment	Eqp Hr/Mi	Eqp Cost	Material	Mat Used	Mat Cost	Contractor Cost	Overhead Cost	Total
24/Paustian	02/02/17	7,217w	0.26	7.29						0.00		7.29
24/Paustian	02/02/17	7,217w	0.26	7.29						0.00		7.29
84/Kidd	02/02/17	7,217w			12	0.26	2.06	4100	0.13	4.52	0.00	6.58
84/Kidd	02/02/17	7,217w			12	0.26	2.06	4100	0.13	4.52	0.00	6.58
84/Kidd	02/02/17	7,217w			54	0.26	2.58			0.00		2.58
84/Kidd	02/02/17	7,217w			54	0.26	2.58			0.00		2.58
Covered Bridge Rd Sub Total			2.75	\$71.05		\$24.21		\$24.03	\$0.00	\$0.00		\$119.79
RM074 / Cranbury Rd												
24/Paustian	02/08/17	7,265w			12	0.38	3.04			0.00		3.04
24/Paustian	02/08/17	7,265w	0.38	10.77	54	0.38	3.81	4100	0.19	6.67	0.00	21.24
25/Pucciarelli	02/08/17	7,265w	0.38	10.77						0.00		10.77
24/Paustian	02/16/17	7,300w	0.17	4.92						0.00		4.92
25/Pucciarelli	02/16/17	7,300w	0.17	4.92	12	0.17	1.39	4100	0.13	4.57	0.00	10.87
25/Pucciarelli	02/16/17	7,300w			54	0.17	1.74			0.00		1.74
Cranbury Rd Sub Total			1.11	\$31.37		\$9.98		\$11.23	\$0.00	\$0.00		\$52.58
RM076 / Crestwood Ave.												
18/Ellsworth	02/02/17	7,250w			54	0.35	3.48			0.00		3.48
18/Ellsworth	02/02/17	7,250w	0.35	9.83	12	0.35	2.78	4100	0.78	27.39	0.00	40.00
24/Paustian	02/02/17	7,250w	0.35	9.83						0.00		9.83
Crestwood Ave. Sub Total			0.70	\$19.66		\$6.26		\$27.39	\$0.00	\$0.00		\$53.31
RM080 / Dana Terrace												
24/Paustian	02/16/17	7,300w	0.17	4.92						0.00		4.92
25/Pucciarelli	02/16/17	7,300w	0.17	4.92	12	0.17	1.39	4100	0.13	4.57	0.00	10.87
25/Pucciarelli	02/16/17	7,300w			54	0.17	1.74			0.00		1.74
Dana Terrace Sub Total			0.35	\$9.83		\$3.13		\$4.57	\$0.00	\$0.00		\$17.52
RM082 / Darcy Ct												
24/Paustian	02/16/17	7,300w	0.17	4.92						0.00		4.92

2/1/2018

18

Comprehensive Detail by Task/Location

1171 / Inlet Cleaning					Eqp	Eqp	Mat	Mat	Contractor	Overhead	Total
Labor Hrs	Labor Cost	Equipment	Hr/MI	Cost	Material	Used	Cost	Cost	Cost	Cost	
25/Pucciarelli	02/16/17	7,300w			54				0.00		1.74
25/Pucciarelli	02/16/17	7,300w	0.17	4.92	12			4100	0.13	4.57	10.87
Darcy Ct Sub Total									\$0.00	\$0.00	\$17.52
RM082 / Deerfield Trail											
70/Jennings	03/01/17	7,361w	0.38	9.29					0.00		9.29
70/Jennings	03/01/17	7,361w	0.38	9.29					0.00		9.29
80/Daniels	03/01/17	7,361w			54				0.00		3.81
80/Daniels	03/01/17	7,361w			54				0.00		3.81
80/Daniels	03/01/17	7,361w	0.38	8.95	12			4100	0.14	5.00	16.99
80/Daniels	03/01/17	7,361w	0.38	8.95	12			4100	0.14	5.00	16.99
Deerfield Trail Sub Total									\$0.00	\$0.00	\$60.19
RM084 / Deerhill Rd											
18/Ellsworth	01/27/17	7,217w	0.29	8.08					0.00		8.08
84/Kidd	01/27/17	7,217w	0.29	5.88	12			4100	0.14	5.00	13.17
84/Kidd	01/27/17	7,217w			54				0.00		2.86
Deerhill Rd Sub Total									\$0.00	\$0.00	\$24.10
RM085 / Delaware Ln											
70/Jennings	03/02/17	7,361w	0.25	6.10					0.00		6.10
70/Jennings	03/02/17	7,361w	0.25	6.10					0.00		6.10
70/Jennings	03/02/17	7,361w	0.25	6.10					0.00		6.10
70/Jennings	03/02/17	7,361w	0.25	6.10					0.00		6.10
70/Jennings	03/02/17	7,361w	0.25	6.10					0.00		6.10
80/Daniels	03/02/17	7,361w			54				0.00		2.50
80/Daniels	03/02/17	7,361w			54				0.00		2.50
80/Daniels	03/02/17	7,361w			54				0.00		2.50
80/Daniels	03/02/17	7,361w			54				0.00		2.50
80/Daniels	03/02/17	7,361w			54				0.00		2.50
80/Daniels	03/02/17	7,361w	0.25	5.87	12			4100	0.13	4.38	12.25
80/Daniels	03/02/17	7,361w	0.25	5.87	12			4100	0.13	4.38	12.25

2/1/2018

19

Comprehensive Detail by Task/Location

1171 / Inlet Cleaning					Eqp	Eqp	Mat	Mat	Contractor	Overhead	Total
Labor Hrs	Labor Cost	Equipment	Hr/MI	Cost	Material	Used	Cost	Cost	Cost	Cost	
80/Daniels	03/02/17	7,361w	0.25	5.87	12			4100	0.13	4.38	12.25
80/Daniels	03/02/17	7,361w	0.25	5.87	12			4100	0.13	4.38	12.25
80/Daniels	03/02/17	7,361w	0.25	5.87	12			4100	0.13	4.38	12.25
Delaware Ln Sub Total									\$0.00	\$0.00	\$104.21
RM087 / Devon Ln											
18/Ellsworth	01/27/17	7,217w	0.29	8.08					0.00		8.08
84/Kidd	01/27/17	7,217w	0.29	5.88	12			4100	0.14	5.00	13.17
84/Kidd	01/27/17	7,217w			54				0.00		2.86
Devon Ln Sub Total									\$0.00	\$0.00	\$24.10
RM095 / Evergreen Dr											
18/Ellsworth	01/27/17	7,217w	0.29	8.08					0.00		8.08
84/Kidd	01/27/17	7,217w			54				0.00		2.86
84/Kidd	01/27/17	7,217w	0.29	5.88	12			4100	0.14	5.00	13.17
18/Ellsworth	02/02/17	7,250w	0.35	9.83	12			4100	0.78	27.39	40.00
18/Ellsworth	02/02/17	7,250w			54				0.00		3.48
24/Paustian	02/02/17	7,250w	0.35	9.83					0.00		9.83
Evergreen Dr Sub Total									\$0.00	\$0.00	\$77.41
RM096 / Fairview Drive											
29/Whitlock	01/24/17	7,177w	0.30	8.37	54			4100	0.11	3.89	15.23
29/Whitlock	01/24/17	7,177w	0.30	8.37	54			4100	0.11	3.89	15.23
84/Kidd	01/24/17	7,177w	0.30	6.10					0.00		6.10
84/Kidd	01/24/17	7,177w	0.30	6.10					0.00		6.10
Fairview Drive Sub Total									\$0.00	\$0.00	\$42.65
RM097 / Falls Rd											
18/Ellsworth	01/27/17	7,217w	0.29	8.08					0.00		8.08
84/Kidd	01/27/17	7,217w	0.29	5.88	12			4100	0.14	5.00	13.17
84/Kidd	01/27/17	7,217w			54				0.00		2.86

2/1/2018

20

Comprehensive Detail by Task/Location

1171 / Inlet Cleaning		Labor Hrs	Labor Cost	Equipment	Eqp Hrz/MI	Eqp Cost	Material	Mat Used	Mat Cost	Contractor Cost	Overhead Cost	Total
Falls Rd Sub Total		0.57	\$13.95			\$5.14			\$5.00	\$0.00	\$0.00	\$24.10
RM099 / Farrington Ln												
18/Ellsworth	01/27/17	7,217w	0.29			8.08				0.00		8.08
18/Ellsworth	01/27/17	7,217w	0.29			8.08				0.00		8.08
84/Kidd	01/27/17	7,217w		54	0.29	2.86				0.00		2.86
84/Kidd	01/27/17	7,217w		54	0.29	2.86				0.00		2.86
84/Kidd	01/27/17	7,217w	0.29		0.29	2.28	4100	0.14	5.00	0.00		13.17
84/Kidd	01/27/17	7,217w	0.29		0.29	2.28	4100	0.14	5.00	0.00		13.17
18/Ellsworth	02/02/17	7,250w		54	0.35	3.48				0.00		3.48
18/Ellsworth	02/02/17	7,250w		54	0.35	3.48				0.00		3.48
18/Ellsworth	02/02/17	7,250w		54	0.35	3.48				0.00		3.48
18/Ellsworth	02/02/17	7,250w	0.35		0.35	2.78	4100	0.78	27.39	0.00		40.00
18/Ellsworth	02/02/17	7,250w	0.35		0.35	2.78	4100	0.78	27.39	0.00		40.00
18/Ellsworth	02/02/17	7,250w	0.35		0.35	2.78	4100	0.78	27.39	0.00		40.00
18/Ellsworth	02/02/17	7,250w	0.35		0.35	2.78	4100	0.78	27.39	0.00		40.00
24/Paustian	02/02/17	7,250w	0.35		0.35	9.83				0.00		9.83
24/Paustian	02/02/17	7,250w	0.35		0.35	9.83				0.00		9.83
24/Paustian	02/02/17	7,250w	0.35		0.35	9.83				0.00		9.83
24/Paustian	02/02/17	7,250w	0.35		0.35	9.83				0.00		9.83
Farrington Ln Sub Total		3.93	\$106.55			\$35.31			\$119.57	\$0.00	\$0.00	\$261.43
RM101 / Fieldpoiste Dr												
70/Jennings	03/01/17	7,361w	0.38			9.29				0.00		9.29
70/Jennings	03/01/17	7,361w	0.38			9.29				0.00		9.29
70/Jennings	03/01/17	7,361w	0.38			9.29				0.00		9.29
70/Jennings	03/01/17	7,361w	0.38			9.29				0.00		9.29
80/Daniels	03/01/17	7,361w	0.38	12	0.38	3.04	4100	0.14	5.00	0.00		16.99
80/Daniels	03/01/17	7,361w	0.38	12	0.38	3.04	4100	0.14	5.00	0.00		16.99
80/Daniels	03/01/17	7,361w	0.38	12	0.38	3.04	4100	0.14	5.00	0.00		16.99
80/Daniels	03/01/17	7,361w	0.38	12	0.38	3.04	4100	0.14	5.00	0.00		16.99
80/Daniels	03/01/17	7,361w	0.38	54	0.38	3.81				0.00		3.81

2/1/2018

21

Comprehensive Detail by Task/Location

1171 / Inlet Cleaning		Labor Hrs	Labor Cost	Equipment	Eqp Hrz/MI	Eqp Cost	Material	Mat Used	Mat Cost	Contractor Cost	Overhead Cost	Total
80/Daniels	03/01/17	7,361w		54	0.38	3.81				0.00		3.81
80/Daniels	03/01/17	7,361w		54	0.38	3.81				0.00		3.81
80/Daniels	03/01/17	7,361w		54	0.38	3.81				0.00		3.81
Fieldpoiste Dr Sub Total		3.05	\$72.96			\$27.41			\$20.00	\$0.00	\$0.00	\$120.37
RM102 / Forest Lane												
18/Ellsworth	01/30/17	7,217w	0.28			7.80				0.00		7.80
18/Ellsworth	01/30/17	7,217w	0.28			7.80				0.00		7.80
18/Ellsworth	01/30/17	7,217w	0.28			7.80				0.00		7.80
84/Kidd	01/30/17	7,217w		54	0.28	2.76				0.00		2.76
84/Kidd	01/30/17	7,217w		54	0.28	2.76				0.00		2.76
84/Kidd	01/30/17	7,217w		54	0.28	2.76				0.00		2.76
84/Kidd	01/30/17	7,217w	0.28		0.28	2.20	4100	0.14	4.83	0.00		12.71
84/Kidd	01/30/17	7,217w	0.28		0.28	2.20	4100	0.14	4.83	0.00		12.71
84/Kidd	01/30/17	7,217w	0.28		0.28	2.20	4100	0.14	4.83	0.00		12.71
Forest Lane Sub Total		1.66	\$40.43			\$14.89			\$14.48	\$0.00	\$0.00	\$69.80
RM105 / Fremont Street												
18/Ellsworth	01/30/17	7,217w	0.28			7.80				0.00		7.80
84/Kidd	01/30/17	7,217w	0.28		0.28	2.20	4100	0.14	4.83	0.00		12.71
84/Kidd	01/30/17	7,217w		54	0.28	2.76				0.00		2.76
18/Ellsworth	02/02/17	7,250w	0.35		0.35	2.78	4100	0.78	27.39	0.00		40.00
18/Ellsworth	02/02/17	7,250w	0.35		0.35	2.78	4100	0.78	27.39	0.00		40.00
18/Ellsworth	02/02/17	7,250w		54	0.35	3.48				0.00		3.48
18/Ellsworth	02/02/17	7,250w		54	0.35	3.48				0.00		3.48
24/Paustian	02/02/17	7,250w	0.35		0.35	9.83				0.00		9.83
24/Paustian	02/02/17	7,250w	0.35		0.35	9.83				0.00		9.83
Fremont Street Sub Total		1.94	\$52.80			\$17.48			\$59.61	\$0.00	\$0.00	\$129.88
RM109 / Gordon Place												
29/Whitlock	01/24/17	7,177w	0.30	54	0.30	2.96	4100	0.11	3.89	0.00		15.23
84/Kidd	01/24/17	7,177w	0.30			6.10				0.00		6.10

2/1/2018

22

Comprehensive Detail by Task/Location

1121 / Inlet Cleaning				Equipment	Eqp Hr/MI	Eqp Cost	Material	Mat Used	Mat Cost	Contractor Cost	Overhead Cost	Total
Heritage Ct Sub Total		1.45	\$34.82			\$15.29			\$9.55	\$0.00	\$0.00	\$59.85
RM119 / Hidden Lane												
18/Ellsworth	01/30/17	7,217w	0.28	7.80						0.00		7.80
84/Kidd	01/30/17	7,217w	0.28	5.68	54	0.28	2.76			0.00		2.76
84/Kidd	01/30/17	7,217w	0.28	5.68	12	0.28	2.20	4100	0.14	4.83		12.71
Hidden Lane Sub Total		0.55	\$13.48			\$4.96			\$4.83	\$0.00	\$0.00	\$23.27
RM120 / Highview Court												
29/Whitlock	01/24/17	7,177w	0.30	8.37	54	0.30	2.96	4100	0.11	3.89	0.00	15.23
84/Kidd	01/24/17	7,177w	0.30	6.10						0.00		6.10
Highview Court Sub Total		0.59	\$14.48			\$2.96			\$3.89	\$0.00	\$0.00	\$21.33
RM121 / Hill Top Ln												
18/Ellsworth	02/02/17	7,250w	0.35	9.83	12	0.35	2.78	4100	0.78	27.39	0.00	40.00
18/Ellsworth	02/02/17	7,250w	0.35	9.83	54	0.35	3.48			0.00		3.48
24/Faustian	02/02/17	7,250w	0.35	9.83						0.00		9.83
Hill Top Ln Sub Total		0.70	\$19.66			\$6.26			\$27.39	\$0.00	\$0.00	\$53.31
RM122 / Hillcrest Drive												
18/Ellsworth	01/30/17	7,217w	0.28	7.80						0.00		7.80
18/Ellsworth	01/30/17	7,217w	0.28	7.80						0.00		7.80
84/Kidd	01/30/17	7,217w	0.28	5.68	54	0.28	2.76			0.00		2.76
84/Kidd	01/30/17	7,217w	0.28	5.68	54	0.28	2.76			0.00		2.76
84/Kidd	01/30/17	7,217w	0.28	5.68	12	0.28	2.20	4100	0.14	4.83	0.00	12.71
84/Kidd	01/30/17	7,217w	0.28	5.68	12	0.28	2.20	4100	0.14	4.83	0.00	12.71
Hillcrest Drive Sub Total		1.10	\$26.95			\$9.93			\$9.66	\$0.00	\$0.00	\$46.53
RM123 / Holland Brook Rd West												
18/Ellsworth	01/30/17	7,217w	0.28	7.80						0.00		7.80

2/1/2018

25

Comprehensive Detail by Task/Location

1171 / Inlet Cleaning				Equipment	Eqp Hr/MI	Eqp Cost	Material	Mat Used	Mat Cost	Contractor Cost	Overhead Cost	Total
Holland Brook Rd West Sub Total		1.60	\$46.61			\$16.18			\$37.05	\$0.00	\$0.00	\$99.84
RM124 / Holland Brook Rd.												
18/Ellsworth	01/30/17	7,217w	0.28	7.80						0.00		7.80
84/Kidd	01/30/17	7,217w	0.28	5.68	54	0.28	2.76			0.00		2.76
84/Kidd	01/30/17	7,217w	0.28	5.68	12	0.28	2.20	4100	0.14	4.83	0.00	12.71
Holland Brook Rd. Sub Total		0.55	\$13.48			\$4.96			\$4.83	\$0.00	\$0.00	\$23.27
RM125 / Hopi Trail												
70/Jennings	03/03/17	7,361w	0.23	5.37						0.00		5.37
80/Daniels	03/03/17	7,361w	0.23	5.37	12	0.23	1.83	4100	0.09	3.00	0.00	10.20
80/Daniels	03/03/17	7,361w	0.23	5.37	54	0.23	2.29			0.00		2.29
Hopi Trail Sub Total		0.46	\$10.94			\$4.11			\$3.00	\$0.00	\$0.00	\$18.06
RM127 / Howell Drive												
70/Jennings	03/01/17	7,361w	0.38	9.29						0.00		9.29
70/Jennings	03/01/17	7,361w	0.38	9.29						0.00		9.29
80/Daniels	03/01/17	7,361w	0.38	8.95	12	0.38	3.04	4100	0.14	5.00	0.00	16.99
80/Daniels	03/01/17	7,361w	0.38	8.95	12	0.38	3.04	4100	0.14	5.00	0.00	16.99
80/Daniels	03/01/17	7,361w	0.38	8.95	54	0.38	3.81			0.00		3.81
80/Daniels	03/01/17	7,361w	0.38	8.95	54	0.38	3.81			0.00		3.81
Howell Drive Sub Total		1.52	\$36.48			\$13.71			\$10.00	\$0.00	\$0.00	\$60.19

2/1/2018

26

Township of Branchburg

Reporting Dates Year 2017

Comprehensive Detail by Task/Location

1171 / Inlet Cleaning				Eqp	Eqp	Mat	Mat	Contractor	Overhead	Total			
Labor Hrs	Labor Cost	Equipment	Hr/Mi	Cost	Material	Used	Cost	Cost	Cost				
RM129 / Huron Trail													
70/Jennings	03/06/17	7,361w	0.36	8.87					0.00	8.87			
80/Daniels	03/06/17	7,361w			29		0.36	4.01	0.00	4.01			
80/Daniels	03/06/17	7,361w	0.36	8.54	54		0.36	3.64	4100	0.14	4.77	0.00	16.95
Huron Trail Sub Total			0.73	\$17.41				\$7.64		\$4.77	\$0.00	\$0.00	\$29.83
RM131 / Imclone Dr													
18/Elsworth	01/30/17	7,217w	0.28	7.80					0.00	7.80			
84/Kidd	01/30/17	7,217w	0.28	5.68	12		0.28	2.20	4100	0.14	4.83	0.00	12.71
84/Kidd	01/30/17	7,217w			54		0.28	2.76			0.00	0.00	2.76
18/Elsworth	02/03/17	7,250w	0.57	16.15	12		0.43	3.42	4100	0.29	10.00	0.00	29.57
18/Elsworth	02/03/17	7,250w	0.57	16.15	12		0.43	3.42	4100	0.29	10.00	0.00	29.57
18/Elsworth	02/03/17	7,250w			54		0.43	4.29			0.00	0.00	4.29
18/Elsworth	02/03/17	7,250w			54		0.43	4.29			0.00	0.00	4.29
24/Pautian	02/03/17	7,250w	0.57	16.15							0.00	0.00	16.15
24/Pautian	02/03/17	7,250w	0.57	16.15							0.00	0.00	16.15
70/Jennings	03/06/17	7,361w	0.36	8.87							0.00	0.00	8.87
80/Daniels	03/06/17	7,361w	0.36	8.54	54		0.36	3.64	4100	0.14	4.77	0.00	16.95
80/Daniels	03/06/17	7,361w			29		0.36	4.01			0.00	0.00	4.01
Imclone Dr Sub Total			3.56	\$95.48				\$28.03		\$29.60	\$0.00	\$0.00	\$153.11
RM136 / Johns Ln													
29/Whitlock	01/24/17	7,177w	0.30	8.37	54		0.30	2.96	4100	0.11	3.89	0.00	15.23
84/Kidd	01/24/17	7,177w	0.30	6.10							0.00	0.00	6.10
Johns Ln Sub Total			0.59	\$14.48				\$2.96		\$3.89	\$0.00	\$0.00	\$21.33
RM139 / Katherine Street													
70/Jennings	03/06/17	7,361w	0.36	8.87							0.00	0.00	8.87
80/Daniels	03/06/17	7,361w	0.36	8.54	54		0.36	3.64	4100	0.14	4.77	0.00	16.95
80/Daniels	03/06/17	7,361w			29		0.36	4.01			0.00	0.00	4.01
Katherine Street Sub Total			0.73	\$17.41				\$7.64		\$4.77	\$0.00	\$0.00	\$29.83

2/1/2018

27

Township of Branchburg

Reporting Dates Year 2017

Comprehensive Detail by Task/Location

1171 / Inlet Cleaning				Eqp	Eqp	Mat	Mat	Contractor	Overhead	Total			
Labor Hrs	Labor Cost	Equipment	Hr/Mi	Cost	Material	Used	Cost	Cost	Cost				
RM140 / Katydid Drive													
70/Jennings	03/01/17	7,361w	0.38	9.29					0.00	9.29			
80/Daniels	03/01/17	7,361w			54		0.38	3.81			0.00	0.00	3.81
80/Daniels	03/01/17	7,361w	0.38	8.95	12		0.38	3.04	4100	0.14	5.00	0.00	16.99
70/Jennings	03/06/17	7,361w	0.36	8.87							0.00	0.00	8.87
80/Daniels	03/06/17	7,361w			29		0.36	4.01			0.00	0.00	4.01
80/Daniels	03/06/17	7,361w	0.36	8.54	54		0.36	3.64	4100	0.14	4.77	0.00	16.95
Katydid Drive Sub Total			1.49	\$35.65				\$14.50		\$9.77	\$0.00	\$0.00	\$59.92
RM146 / Kiva Place													
70/Jennings	03/01/17	7,361w	0.38	9.29					0.00	9.29			
70/Jennings	03/01/17	7,361w	0.38	9.29					0.00	9.29			
80/Daniels	03/01/17	7,361w	0.38	8.95	12		0.38	3.04	4100	0.14	5.00	0.00	16.99
80/Daniels	03/01/17	7,361w	0.38	8.95	12		0.38	3.04	4100	0.14	5.00	0.00	16.99
80/Daniels	03/01/17	7,361w			54		0.38	3.81			0.00	0.00	3.81
80/Daniels	03/01/17	7,361w			54		0.38	3.81			0.00	0.00	3.81
Kiva Place Sub Total			1.52	\$36.48				\$13.71		\$10.00	\$0.00	\$0.00	\$60.19
RM148 / Laggren Way													
29/Whitlock	01/24/17	7,177w	0.30	8.37	54		0.30	2.96	4100	0.11	3.89	0.00	15.23
84/Kidd	01/24/17	7,177w	0.30	6.10							0.00	0.00	6.10
Laggren Way Sub Total			0.59	\$14.48				\$2.96		\$3.89	\$0.00	\$0.00	\$21.33
RM155 / Lexington Ave													
18/Elsworth	01/30/17	7,217w	0.28	7.80					0.00	7.80			
84/Kidd	01/30/17	7,217w	0.28	5.68	12		0.28	2.20	4100	0.14	4.83	0.00	12.71
84/Kidd	01/30/17	7,217w			54		0.28	2.76			0.00	0.00	2.76
Lexington Ave Sub Total			0.55	\$13.48				\$4.96		\$4.83	\$0.00	\$0.00	\$23.27

2/1/2018

28

Township of Branchburg

Reporting Dates Year 2017

Comprehensive Detail by Task/Location

1171 / Inlet Cleaning																	
		Labor Hrs	Labor Cost	Equipment	Eqp Hr/MI	Eqp Cost	Material	Mat Used	Mat Cost	Contractor Cost	Overhead Cost	Total					
RM164 / Lunde Ln																	
24/Paustian	02/16/17	7,300w	0.17	4.92						0.00		4.92					
25/Pucciarelli	02/16/17	7,300w	0.17	4.92	12	0.17	1.39	4100	0.13	4.57	0.00	10.87					
25/Pucciarelli	02/16/17	7,300w			54	0.17	1.74			0.00		1.74					
Lunde Ln Sub Total		0.35	\$9.83			\$3.13				\$4.57	\$0.00	\$17.52				\$0.00	
RM167 / Main St																	
29/Whitlock	01/24/17	7,177w	0.30	8.37	54	0.30	2.96	4100	0.11	3.89	0.00	15.23					
29/Whitlock	01/24/17	7,177w	0.30	8.37	54	0.30	2.96	4100	0.11	3.89	0.00	15.23					
29/Whitlock	01/24/17	7,177w	0.30	8.37	54	0.30	2.96	4100	0.11	3.89	0.00	15.23					
29/Whitlock	01/24/17	7,177w	0.30	8.37	54	0.30	2.96	4100	0.11	3.89	0.00	15.23					
29/Whitlock	01/24/17	7,177w	0.30	8.37	54	0.30	2.96	4100	0.11	3.89	0.00	15.23					
84/Kidd	01/24/17	7,177w	0.30	6.10						0.00		6.10					
84/Kidd	01/24/17	7,177w	0.30	6.10						0.00		6.10					
84/Kidd	01/24/17	7,177w	0.30	6.10						0.00		6.10					
84/Kidd	01/24/17	7,177w	0.30	6.10						0.00		6.10					
84/Kidd	01/24/17	7,177w	0.30	6.10						0.00		6.10					
Main St Sub Total		2.96	\$72.38			\$14.81			\$19.44	\$0.00	\$0.00	\$106.64					
RM168 / Manchester Dr																	
18/Elsworth	02/02/17	7,250w	0.35	9.83	12	0.35	2.78	4100	0.78	27.39	0.00	40.00					
18/Elsworth	02/02/17	7,250w	0.35	9.83	12	0.35	2.78	4100	0.78	27.39	0.00	40.00					
18/Elsworth	02/02/17	7,250w			54	0.35	3.48			0.00		3.48					
18/Elsworth	02/02/17	7,250w			54	0.35	3.48			0.00		3.48					
24/Paustian	02/02/17	7,250w	0.35	9.83						0.00		9.83					
24/Paustian	02/02/17	7,250w	0.35	9.83						0.00		9.83					
Manchester Dr Sub Total		1.39	\$39.32			\$12.51			\$54.78	\$0.00	\$0.00	\$106.62					
RM171 / Mary Lynn Lane																	
24/Paustian	02/16/17	7,300w	0.17	4.92						0.00		4.92					
25/Pucciarelli	02/16/17	7,300w			54	0.17	1.74			0.00		1.74					
25/Pucciarelli	02/16/17	7,300w	0.17	4.92	12	0.17	1.39	4100	0.13	4.57	0.00	10.87					

2/1/2018

29

Township of Branchburg

Reporting Dates Year 2017

Comprehensive Detail by Task/Location

1171 / Inlet Cleaning																	
		Labor Hrs	Labor Cost	Equipment	Eqp Hr/MI	Eqp Cost	Material	Mat Used	Mat Cost	Contractor Cost	Overhead Cost	Total					
Mary Lynn Lane Sub Total		0.35	\$9.83			\$3.13			\$4.57	\$0.00	\$0.00	\$17.52					
RM172 / Mathers Lane																	
18/Elsworth	01/30/17	7,217w	0.28	7.80						0.00		7.80					
84/Kidd	01/30/17	7,217w			54	0.28	2.76			0.00		2.76					
84/Kidd	01/30/17	7,217w	0.28	5.68	12	0.28	2.20	4100	0.14	4.83	0.00	12.71					
Mathers Lane Sub Total		0.55	\$13.48			\$4.96			\$4.83	\$0.00	\$0.00	\$23.27					
RM174 / Meister Ave (county line)																	
70/Jennings	03/02/17	7,361w	0.25	6.10						0.00		6.10					
80/Daniels	03/02/17	7,361w	0.25	5.87	12	0.25	2.00	4100	0.13	4.38	0.00	12.25					
80/Daniels	03/02/17	7,361w			54	0.25	2.50			0.00		2.50					
Meister Ave (county line) Sub Tot		0.50	\$11.97			\$4.50			\$4.38	\$0.00	\$0.00	\$20.84					
RM175 / Meister Ave (readington rd)																	
70/Jennings	03/06/17	7,361w	0.36	8.87						0.00		8.87					
80/Daniels	03/06/17	7,361w			29	0.36	4.01			0.00		4.01					
80/Daniels	03/06/17	7,361w	0.36	8.54	54	0.36	3.64	4100	0.14	4.77	0.00	16.95					
Meister Ave (readington rd) Sub T		0.73	\$17.41			\$7.64			\$4.77	\$0.00	\$0.00	\$29.83					
RM179 / Miller Ave.																	
24/Paustian	02/16/17	7,300w	0.17	4.92						0.00		4.92					
24/Paustian	02/16/17	7,300w	0.17	4.92						0.00		4.92					
25/Pucciarelli	02/16/17	7,300w			54	0.17	1.74			0.00		1.74					
25/Pucciarelli	02/16/17	7,300w			54	0.17	1.74			0.00		1.74					
25/Pucciarelli	02/16/17	7,300w	0.17	4.92	12	0.17	1.39	4100	0.13	4.57	0.00	10.87					
25/Pucciarelli	02/16/17	7,300w	0.17	4.92	12	0.17	1.39	4100	0.13	4.57	0.00	10.87					
Miller Ave. Sub Total		0.70	\$19.66			\$6.26			\$9.13	\$0.00	\$0.00	\$35.05					
RM182 / Mohawk Trail																	

2/1/2018

30

Comprehensive Detail by Task/Location

1171 / Inlet Cleaning				Equipment	Eqp Hr/Ml	Eqp Cost	Material	Mat Used	Mat Cost	Contractor Cost	Overhead Cost	Total
		Labor Hrs	Labor Cost									
70/Jennings	03/03/17	7,361w	0.23	5.57						0.00		5.57
70/Jennings	03/03/17	7,361w	0.23	5.57						0.00		5.57
70/Jennings	03/03/17	7,361w	0.23	5.57						0.00		5.57
80/Daniels	03/03/17	7,361w			54	0.23	2.29			0.00		2.29
80/Daniels	03/03/17	7,361w			54	0.23	2.29			0.00		2.29
80/Daniels	03/03/17	7,361w			54	0.23	2.29			0.00		2.29
80/Daniels	03/03/17	7,361w	0.23	5.37	12	0.23	1.83	4100	0.09	3.00	0.00	10.20
80/Daniels	03/03/17	7,361w	0.23	5.37	12	0.23	1.83	4100	0.09	3.00	0.00	10.20
80/Daniels	03/03/17	7,361w	0.23	5.37	12	0.23	1.83	4100	0.09	3.00	0.00	10.20
Mohawk Trail Sub Total			1.37	\$32.83			\$12.34		\$9.00	\$0.00	\$0.00	\$54.17
RM183 / Mohegan Trail												
70/Jennings	03/03/17	7,361w	0.23	5.57						0.00		5.57
80/Daniels	03/03/17	7,361w	0.23	5.37	12	0.23	1.83	4100	0.09	3.00	0.00	10.20
80/Daniels	03/03/17	7,361w			54	0.23	2.29			0.00		2.29
Mohegan Trail Sub Total			0.46	\$10.94			\$4.11		\$3.00	\$0.00	\$0.00	\$18.06
RM185 / Mountain View Terr												
18/Elsworth	02/02/17	7,217w	0.26	7.29						0.00		7.29
24/Paustian	02/02/17	7,217w	0.26	7.29						0.00		7.29
84/Kidd	02/02/17	7,217w			54	0.26	2.58			0.00		2.58
84/Kidd	02/02/17	7,217w			12	0.26	2.06	4100	0.13	4.52	0.00	6.58
Mountain View Terr Sub Total			0.52	\$14.59			\$4.64		\$4.52	\$0.00	\$0.00	\$23.75
RM186 / Mulberry Ct												
24/Paustian	02/08/17	7,265w	0.38	10.77	54	0.38	3.81	4100	0.19	6.67	0.00	21.24
24/Paustian	02/08/17	7,265w			12	0.38	3.04			0.00		3.04
25/Pucciarelli	02/08/17	7,265w	0.38	10.77						0.00		10.77
24/Paustian	02/16/17	7,300w	0.17	4.92						0.00		4.92
25/Pucciarelli	02/16/17	7,300w			54	0.17	1.74			0.00		1.74
25/Pucciarelli	02/16/17	7,300w	0.17	4.92	12	0.17	1.39	4100	0.13	4.57	0.00	10.87

2/1/2018

31

Comprehensive Detail by Task/Location

1171 / Inlet Cleaning				Equipment	Eqp Hr/Ml	Eqp Cost	Material	Mat Used	Mat Cost	Contractor Cost	Overhead Cost	Total
		Labor Hrs	Labor Cost									
Mulberry Ct Sub Total			1.11	\$31.37			\$9.58		\$11.23	\$0.00	\$0.00	\$52.58
RM189 / Nassau Court												
70/Jennings	03/06/17	7,361w	0.36	8.87						0.00		8.87
70/Jennings	03/06/17	7,361w	0.36	8.87						0.00		8.87
80/Daniels	03/06/17	7,361w			29	0.36	4.01			0.00		4.01
80/Daniels	03/06/17	7,361w			29	0.36	4.01			0.00		4.01
80/Daniels	03/06/17	7,361w	0.36	8.54	54	0.36	3.64	4100	0.14	4.77	0.00	16.95
80/Daniels	03/06/17	7,361w	0.36	8.54	54	0.36	3.64	4100	0.14	4.77	0.00	16.95
Nassau Court Sub Total			1.45	\$34.82			\$15.29		\$9.55	\$0.00	\$0.00	\$59.65
RM191 / Natures Ln												
24/Paustian	02/08/17	7,265w	0.38	10.77	54	0.38	3.81	4100	0.19	6.67	0.00	21.24
24/Paustian	02/08/17	7,265w	0.38	10.77	54	0.38	3.81	4100	0.19	6.67	0.00	21.24
24/Paustian	02/08/17	7,265w	0.38	10.77	54	0.38	3.81	4100	0.19	6.67	0.00	21.24
24/Paustian	02/08/17	7,265w	0.38	10.77	54	0.38	3.81	4100	0.19	6.67	0.00	21.24
24/Paustian	02/08/17	7,265w			12	0.38	3.04			0.00		3.04
24/Paustian	02/08/17	7,265w			12	0.38	3.04			0.00		3.04
24/Paustian	02/08/17	7,265w			12	0.38	3.04			0.00		3.04
24/Paustian	02/08/17	7,265w			12	0.38	3.04			0.00		3.04
24/Paustian	02/08/17	7,265w			12	0.38	3.04			0.00		3.04
25/Pucciarelli	02/08/17	7,265w	0.38	10.77						0.00		10.77
25/Pucciarelli	02/08/17	7,265w	0.38	10.77						0.00		10.77
25/Pucciarelli	02/08/17	7,265w	0.38	10.77						0.00		10.77
25/Pucciarelli	02/08/17	7,265w	0.38	10.77						0.00		10.77
24/Paustian	02/16/17	7,300w	0.17	4.92						0.00		4.92
24/Paustian	02/16/17	7,300w	0.17	4.92						0.00		4.92
25/Pucciarelli	02/16/17	7,300w			54	0.17	1.74			0.00		1.74
25/Pucciarelli	02/16/17	7,300w			54	0.17	1.74			0.00		1.74
25/Pucciarelli	02/16/17	7,300w	0.17	4.92	12	0.17	1.39	4100	0.13	4.57	0.00	10.87
25/Pucciarelli	02/16/17	7,300w	0.17	4.92	12	0.17	1.39	4100	0.13	4.57	0.00	10.87
Natures Ln Sub Total			3.74	\$105.80			\$33.67		\$35.80	\$0.00	\$0.00	\$175.27
RM193 / Nicholas Ct												

2/1/2018

32

Comprehensive Detail by Task/Location

1171 / Inlet Cleaning					Eqp	Eqp	Mat	Mat	Contractor	Overhead	Total
Labor Hrs	Labor Cost	Equipment	Hy/Mi	Cost	Material	Used	Cost	Cost	Cost		
70/Jennings	03/03/17	7,361w	0.23	5.57					0.00		5.57
80/Daniels	03/03/17	7,361w			54				0.00		2.29
80/Daniels	03/03/17	7,361w	0.23	5.37	12			4100	0.09	3.00	10.20
Nicholas Ct Sub Total			0.46	\$10.94			\$4.11		\$3.09	\$0.00	\$18.06
RM194 / North Branch River Rd											
18/Elsworth	02/02/17	7,217w	0.26	7.29					0.00		7.29
24/Paustian	02/02/17	7,217w	0.26	7.29					0.00		7.29
84/Kidd	02/02/17	7,217w			12				0.00		6.58
84/Kidd	02/02/17	7,217w			54			4100	0.13	4.52	2.58
70/Jennings	03/06/17	7,361w	0.36	8.87					0.00		8.87
70/Jennings	03/06/17	7,361w	0.36	8.87					0.00		8.87
70/Jennings	03/06/17	7,361w	0.36	8.87					0.00		8.87
70/Jennings	03/06/17	7,361w	0.36	8.87					0.00		8.87
80/Daniels	03/06/17	7,361w	0.36	8.54	54			4100	0.14	4.77	16.95
80/Daniels	03/06/17	7,361w	0.36	8.54	54			4100	0.14	4.77	16.95
80/Daniels	03/06/17	7,361w	0.36	8.54	54			4100	0.14	4.77	16.95
80/Daniels	03/06/17	7,361w	0.36	8.54	54			4100	0.14	4.77	16.95
80/Daniels	03/06/17	7,361w			29				0.00		4.01
80/Daniels	03/06/17	7,361w			29				0.00		4.01
80/Daniels	03/06/17	7,361w			29				0.00		4.01
80/Daniels	03/06/17	7,361w			29				0.00		4.01
North Branch River Rd Sub Total			3.43	\$84.23			\$35.22		\$23.61	\$0.00	\$143.06
RM196 / Oak Hill Road											
18/Elsworth	01/30/17	7,217w	0.28	7.80					0.00		7.80
18/Elsworth	01/30/17	7,217w	0.28	7.80					0.00		7.80
18/Elsworth	01/30/17	7,217w	0.28	7.80					0.00		7.80
84/Kidd	01/30/17	7,217w			54				0.00		2.76
84/Kidd	01/30/17	7,217w			54				0.00		2.76
84/Kidd	01/30/17	7,217w			54				0.00		2.76
84/Kidd	01/30/17	7,217w	0.28	5.88	12			4100	0.14	4.83	12.71
84/Kidd	01/30/17	7,217w	0.28	5.88	12			4100	0.14	4.83	12.71

2/1/2018

33

Comprehensive Detail by Task/Location

1171 / Inlet Cleaning					Eqp	Eqp	Mat	Mat	Contractor	Overhead	Total
Labor Hrs	Labor Cost	Equipment	Hy/Mi	Cost	Material	Used	Cost	Cost	Cost		
84/Kidd	01/30/17	7,217w	0.28	5.68	12			4100	0.14	4.83	12.71
Oak Hill Road Sub Total			1.66	\$40.43			\$14.89		\$14.48	\$0.00	\$69.80
RM197 / Oak Tavern Circle											
35/Yacone	02/01/17	7,217w	2.00	56.53					0.00		56.53
35/Yacone	02/01/17	7,217w	2.00	56.53					0.00		56.53
70/Jennings	02/01/17	7,217w	2.00	48.78					0.00		48.78
70/Jennings	02/01/17	7,217w	2.00	48.78					0.00		48.78
84/Kidd	02/01/17	7,217w			12			4100	1.00	35.00	50.98
84/Kidd	02/01/17	7,217w			12			4100	1.00	35.00	50.98
84/Kidd	02/01/17	7,217w			54				0.00		20.00
84/Kidd	02/01/17	7,217w			54				0.00		20.00
84/Kidd	02/01/17	7,217w			54				0.00		20.00
18/Elsworth	02/02/17	7,250w	0.35	9.83	54				0.00		3.48
18/Elsworth	02/02/17	7,250w	0.35	9.83	12			4100	0.78	27.39	40.00
24/Paustian	02/02/17	7,250w	0.35	9.83					0.00		9.83
Oak Tavern Circle Sub Total			8.70	\$230.28			\$78.22		\$97.39	\$0.00	\$405.88
RM199 / Old York Rd											
35/Yacone	02/01/17	7,217w	2.00	56.53					0.00		56.53
35/Yacone	02/01/17	7,217w	2.00	56.53					0.00		56.53
70/Jennings	02/01/17	7,217w	2.00	48.78					0.00		48.78
70/Jennings	02/01/17	7,217w	2.00	48.78					0.00		48.78
84/Kidd	02/01/17	7,217w			54				0.00		20.00
84/Kidd	02/01/17	7,217w			54				0.00		20.00
84/Kidd	02/01/17	7,217w			12			4100	1.00	35.00	50.98
84/Kidd	02/01/17	7,217w			12			4100	1.00	35.00	50.98
18/Elsworth	02/02/17	7,217w	0.26	7.29					0.00		7.29
18/Elsworth	02/02/17	7,217w	0.26	7.29					0.00		7.29
18/Elsworth	02/02/17	7,217w	0.26	7.29					0.00		7.29
18/Elsworth	02/02/17	7,217w	0.26	7.29					0.00		7.29
18/Elsworth	02/02/17	7,217w	0.26	7.29					0.00		7.29
18/Elsworth	02/02/17	7,217w	0.26	7.29					0.00		7.29
24/Paustian	02/02/17	7,217w	0.26	7.29					0.00		7.29

2/1/2018

34

Comprehensive Detail by Task/Location

1171 / Inlet Cleaning		Labor Hrs		Labor Cost		Equipment	Eqp Hr/MI	Eqp Cost	Material	Mat Used	Mat Cost	Contractor Cost	Overhead Cost	Total
24/Paustian	02/02/17	7,217w	0.26	7.29								0.00		7.29
24/Paustian	02/02/17	7,217w	0.26	7.29								0.00		7.29
24/Paustian	02/02/17	7,217w	0.26	7.29								0.00		7.29
24/Paustian	02/02/17	7,217w	0.26	7.29								0.00		7.29
24/Paustian	02/02/17	7,217w	0.26	7.29								0.00		7.29
84/Kidd	02/02/17	7,217w			54	0.26	2.58					0.00		2.58
84/Kidd	02/02/17	7,217w			54	0.26	2.58					0.00		2.58
84/Kidd	02/02/17	7,217w			54	0.26	2.58					0.00		2.58
84/Kidd	02/02/17	7,217w			54	0.26	2.58					0.00		2.58
84/Kidd	02/02/17	7,217w			54	0.26	2.58					0.00		2.58
84/Kidd	02/02/17	7,217w			54	0.26	2.58					0.00		2.58
84/Kidd	02/02/17	7,217w			12	0.26	2.06	4100	0.13	4.52		0.00		6.58
84/Kidd	02/02/17	7,217w			12	0.26	2.06	4100	0.13	4.52		0.00		6.58
84/Kidd	02/02/17	7,217w			12	0.26	2.06	4100	0.13	4.52		0.00		6.58
84/Kidd	02/02/17	7,217w			12	0.26	2.06	4100	0.13	4.52		0.00		6.58
84/Kidd	02/02/17	7,217w			12	0.26	2.06	4100	0.13	4.52		0.00		6.58
84/Kidd	02/02/17	7,217w			12	0.26	2.06	4100	0.13	4.52		0.00		6.58
84/Kidd	02/02/17	7,217w			12	0.26	2.06	4100	0.13	4.52		0.00		6.58
18/Elsworth	02/03/17	7,250w	0.57	16.15	12	0.43	3.42	4100	0.29	10.00		0.00		29.57
18/Elsworth	02/03/17	7,250w	0.57	16.15	12	0.43	3.42	4100	0.29	10.00		0.00		29.57
18/Elsworth	02/03/17	7,250w	0.57	16.15	12	0.43	3.42	4100	0.29	10.00		0.00		29.57
18/Elsworth	02/03/17	7,250w	0.57	16.15	12	0.43	3.42	4100	0.29	10.00		0.00		29.57
18/Elsworth	02/03/17	7,250w			54	0.43	4.29					0.00		4.29
18/Elsworth	02/03/17	7,250w			54	0.43	4.29					0.00		4.29
18/Elsworth	02/03/17	7,250w			54	0.43	4.29					0.00		4.29
18/Elsworth	02/03/17	7,250w			54	0.43	4.29					0.00		4.29
18/Elsworth	02/03/17	7,250w			54	0.43	4.29					0.00		4.29
18/Elsworth	02/03/17	7,250w			54	0.43	4.29					0.00		4.29
18/Elsworth	02/03/17	7,250w			54	0.43	4.29					0.00		4.29
18/Elsworth	02/03/17	7,250w	0.57	16.15	12	0.43	3.42	4100	0.29	10.00		0.00		29.57
18/Elsworth	02/03/17	7,250w	0.57	16.15	12	0.43	3.42	4100	0.29	10.00		0.00		29.57
18/Elsworth	02/03/17	7,250w	0.57	16.15	12	0.43	3.42	4100	0.29	10.00		0.00		29.57
18/Elsworth	02/03/17	7,250w	0.57	16.15	12	0.43	3.42	4100	0.29	10.00		0.00		29.57
18/Elsworth	02/03/17	7,250w	0.57	16.15	12	0.43	3.42	4100	0.29	10.00		0.00		29.57

2/1/2018

35

Comprehensive Detail by Task/Location

1171 / Inlet Cleaning		Labor Hrs		Labor Cost		Equipment	Eqp Hr/MI	Eqp Cost	Material	Mat Used	Mat Cost	Contractor Cost	Overhead Cost	Total
18/Elsworth	02/03/17	7,250w	0.57	16.15	12	0.43	3.42	4100	0.29	10.00		0.00		29.57
24/Paustian	02/03/17	7,250w	0.57	16.15								0.00		16.15
24/Paustian	02/03/17	7,250w	0.57	16.15								0.00		16.15
24/Paustian	02/03/17	7,250w	0.57	16.15								0.00		16.15
24/Paustian	02/03/17	7,250w	0.57	16.15								0.00		16.15
24/Paustian	02/03/17	7,250w	0.57	16.15								0.00		16.15
24/Paustian	02/03/17	7,250w	0.57	16.15								0.00		16.15
24/Paustian	02/03/17	7,250w	0.57	16.15								0.00		16.15
24/Paustian	02/03/17	7,250w	0.57	16.15								0.00		16.15
24/Paustian	02/03/17	7,250w	0.57	16.15								0.00		16.15
24/Paustian	02/03/17	7,250w	0.57	16.15								0.00		16.15
24/Paustian	02/03/17	7,250w	0.57	16.15								0.00		16.15
70/Jennings	03/06/17	7,361w	0.36	8.87								0.00		8.87
80/Daniels	03/06/17	7,361w			29	0.36	4.01					0.00		4.01
80/Daniels	03/06/17	7,361w	0.36	8.54	54	0.36	3.64	4100	0.14	4.77		0.00		16.95
Old York Rd Sub Total		23.25	\$638.53				\$184.56			\$201.87		\$0.00	\$0.00	\$1,024.96
RM202 / Olive St.														
29/Whitlock	01/24/17	7,177w	0.30	8.37	54	0.30	2.96	4100	0.11	3.89		0.00		15.23
29/Whitlock	01/24/17	7,177w	0.30	8.37	54	0.30	2.96	4100	0.11	3.89		0.00		15.23
84/Kidd	01/24/17	7,177w	0.30	6.10								0.00		6.10
84/Kidd	01/24/17	7,177w	0.30	6.10								0.00		6.10
Olive St. Sub Total		1.19	\$28.95				\$5.93			\$7.78		\$0.00	\$0.00	\$42.65
RM205 / Oriole Ln														
24/Paustian	02/15/17	7,265w			12	0.53	4.26					0.00		4.26
24/Paustian	02/15/17	7,265w			12	0.53	4.26					0.00		4.26
24/Paustian	02/15/17	7,265w	0.53	15.07	54	0.53	5.33	4100	0.27	9.33		0.00		29.74
24/Paustian	02/15/17	7,265w	0.53	15.07	54	0.53	5.33	4100	0.27	9.33		0.00		29.74
25/Pucciarelli	02/15/17	7,265w	0.53	15.07								0.00		15.07
25/Pucciarelli	02/15/17	7,265w	0.53	15.07								0.00		15.07
24/Paustian	02/16/17	7,300w	0.17	4.92								0.00		4.92
24/Paustian	02/16/17	7,300w	0.17	4.92								0.00		4.92
25/Pucciarelli	02/16/17	7,300w	0.17	4.92	12	0.17	1.39	4100	0.13	4.57		0.00		10.87

2/1/2018

36

Comprehensive Detail by Task/Location

1171 / Inlet Cleaning				Eqp	Eqp			Mat	Mat	Contractor	Overhead	Total
Labor Hrs	Labor Cost	Equipment	Hr/Mi	Cost	Material	Used	Cost	Cost	Cost	Cost		
24/Paustian	02/08/17 7,265w	12	0.38	3.04					0.00		3.04	
24/Paustian	02/08/17 7,265w	0.38	10.77	54	0.38	3.81	4100	0.19	6.67	0.00	21.24	
25/Pucciarelli	02/08/17 7,265w	0.38	10.77						0.00		10.77	
24/Paustian	02/16/17 7,300w	0.17	4.92						0.00		4.92	
24/Paustian	02/16/17 7,300w	0.17	4.92						0.00		4.92	
25/Pucciarelli	02/16/17 7,300w	0.17	4.92	12	0.17	1.39	4100	0.13	4.57	0.00	10.87	
25/Pucciarelli	02/16/17 7,300w	0.17	4.92	12	0.17	1.39	4100	0.13	4.57	0.00	10.87	
25/Pucciarelli	02/16/17 7,300w			54	0.17	1.74			0.00		1.74	
25/Pucciarelli	02/16/17 7,300w			54	0.17	1.74			0.00		1.74	
Pine Ridge Dr Sub Total		1.46	\$41.20					\$15.80	\$0.00	\$0.00	\$70.10	
RM220 / Pohatan Lane												
70/Jennings	03/03/17 7,361w	0.23	5.57						0.00		5.57	
70/Jennings	03/03/17 7,361w	0.23	5.57						0.00		5.57	
80/Daniels	03/03/17 7,361w			54	0.23	2.29			0.00		2.29	
80/Daniels	03/03/17 7,361w			54	0.23	2.29			0.00		2.29	
80/Daniels	03/03/17 7,361w	0.23	5.37	12	0.23	1.83	4100	0.09	3.00	0.00	10.20	
80/Daniels	03/03/17 7,361w	0.23	5.37	12	0.23	1.83	4100	0.09	3.00	0.00	10.20	
Pohatan Lane Sub Total		0.91	\$21.89					\$6.00	\$0.00	\$0.00	\$36.11	
RM222 / Preakness Circle												
24/Paustian	02/08/17 7,265w			12	0.38	3.04				0.00	3.04	
24/Paustian	02/08/17 7,265w			12	0.38	3.04				0.00	3.04	
24/Paustian	02/08/17 7,265w			12	0.38	3.04				0.00	3.04	
24/Paustian	02/08/17 7,265w			12	0.38	3.04				0.00	3.04	
24/Paustian	02/08/17 7,265w	0.38	10.77	54	0.38	3.81	4100	0.19	6.67	0.00	21.24	
24/Paustian	02/08/17 7,265w	0.38	10.77	54	0.38	3.81	4100	0.19	6.67	0.00	21.24	
24/Paustian	02/08/17 7,265w	0.38	10.77	54	0.38	3.81	4100	0.19	6.67	0.00	21.24	
24/Paustian	02/08/17 7,265w	0.38	10.77	54	0.38	3.81	4100	0.19	6.67	0.00	21.24	
24/Paustian	02/08/17 7,265w	0.38	10.77	54	0.38	3.81	4100	0.19	6.67	0.00	21.24	
24/Paustian	02/08/17 7,265w	0.38	10.77	54	0.38	3.81	4100	0.19	6.67	0.00	21.24	
25/Pucciarelli	02/08/17 7,265w	0.38	10.77						0.00		10.77	
25/Pucciarelli	02/08/17 7,265w	0.38	10.77						0.00		10.77	

2/1/2018

39

Comprehensive Detail by Task/Location

1171 / Inlet Cleaning				Eqp	Eqp			Mat	Mat	Contractor	Overhead	Total
Labor Hrs	Labor Cost	Equipment	Hr/Mi	Cost	Material	Used	Cost	Cost	Cost	Cost		
25/Pucciarelli	02/08/17 7,265w	0.38	10.77						0.00		10.77	
25/Pucciarelli	02/08/17 7,265w	0.38	10.77						0.00		10.77	
25/Pucciarelli	02/08/17 7,265w	0.38	10.77						0.00		10.77	
24/Paustian	02/16/17 7,300w	0.17	4.92						0.00		4.92	
24/Paustian	02/16/17 7,300w	0.17	4.92						0.00		4.92	
24/Paustian	02/16/17 7,300w	0.17	4.92						0.00		4.92	
24/Paustian	02/16/17 7,300w	0.17	4.92						0.00		4.92	
25/Pucciarelli	02/16/17 7,300w	0.17	4.92	12	0.17	1.39	4100	0.13	4.57	0.00	10.87	
25/Pucciarelli	02/16/17 7,300w	0.17	4.92	12	0.17	1.39	4100	0.13	4.57	0.00	10.87	
25/Pucciarelli	02/16/17 7,300w	0.17	4.92	12	0.17	1.39	4100	0.13	4.57	0.00	10.87	
25/Pucciarelli	02/16/17 7,300w	0.17	4.92	12	0.17	1.39	4100	0.13	4.57	0.00	10.87	
25/Pucciarelli	02/16/17 7,300w	0.17	4.92	12	0.17	1.39	4100	0.13	4.57	0.00	10.87	
25/Pucciarelli	02/16/17 7,300w			54	0.17	1.74			0.00		1.74	
25/Pucciarelli	02/16/17 7,300w			54	0.17	1.74			0.00		1.74	
25/Pucciarelli	02/16/17 7,300w			54	0.17	1.74			0.00		1.74	
25/Pucciarelli	02/16/17 7,300w			54	0.17	1.74			0.00		1.74	
Preakness Circle Sub Total		5.55	\$156.83					\$56.16	\$0.00	\$0.00	\$262.90	
RM223 / Preston Dr												
70/Jennings	03/03/17 7,361w	0.23	5.57						0.00		5.57	
70/Jennings	03/03/17 7,361w	0.23	5.57						0.00		5.57	
70/Jennings	03/03/17 7,361w	0.23	5.57						0.00		5.57	
80/Daniels	03/03/17 7,361w	0.23	5.37	12	0.23	1.83	4100	0.09	3.00	0.00	10.20	
80/Daniels	03/03/17 7,361w	0.23	5.37	12	0.23	1.83	4100	0.09	3.00	0.00	10.20	
80/Daniels	03/03/17 7,361w	0.23	5.37	12	0.23	1.83	4100	0.09	3.00	0.00	10.20	
80/Daniels	03/03/17 7,361w			54	0.23	2.29			0.00		2.29	
80/Daniels	03/03/17 7,361w			54	0.23	2.29			0.00		2.29	
80/Daniels	03/03/17 7,361w			54	0.23	2.29			0.00		2.29	
Preston Dr Sub Total		1.37	\$32.83					\$9.00	\$0.00	\$0.00	\$54.17	
RM227 / Ramapo Trail												

2/1/2018

40

Township of Branchburg

Reporting Dates Year 2017

Comprehensive Detail by Task/Location

1171 / Inlet Cleaning				Equipment	Eqp Hr/MI	Eqp Cost	Material	Mat Used	Mat Cost	Contractor Cost	Overhead Cost	Total
	Labor Hrs	Labor Cost										
70/Jennings	03/03/17	7,361w	0.23	5.57						0.00		5.57
80/Daniels	03/03/17	7,361w			54	0.23	2.29			0.00		2.29
80/Daniels	03/03/17	7,361w	0.23	5.37	12	0.23	1.83	4100	0.09	3.00		10.20
Ramapo Trail Sub Total									\$3.00	\$0.00	\$0.00	\$18.06
RM231 / Rayna Place												
29/Whitlock	01/24/17	7,177w	0.30	8.37	54	0.30	2.96	4100	0.11	3.89	0.00	15.23
84/Kidd	01/24/17	7,177w	0.30	6.10						0.00		6.10
Rayna Place Sub Total						\$2.96			\$3.89	\$0.00	\$0.00	\$21.33
RM233 / River Rd												
70/Jennings	03/03/17	7,361w	0.23	5.57						0.00		5.57
70/Jennings	03/03/17	7,361w	0.23	5.57						0.00		5.57
70/Jennings	03/03/17	7,361w	0.23	5.57						0.00		5.57
70/Jennings	03/03/17	7,361w	0.23	5.57						0.00		5.57
80/Daniels	03/03/17	7,361w	0.23	5.37	12	0.23	1.83	4100	0.09	3.00	0.00	10.20
80/Daniels	03/03/17	7,361w	0.23	5.37	12	0.23	1.83	4100	0.09	3.00	0.00	10.20
80/Daniels	03/03/17	7,361w	0.23	5.37	12	0.23	1.83	4100	0.09	3.00	0.00	10.20
80/Daniels	03/03/17	7,361w	0.23	5.37	12	0.23	1.83	4100	0.09	3.00	0.00	10.20
80/Daniels	03/03/17	7,361w	0.23	5.37	12	0.23	2.29			0.00		2.29
80/Daniels	03/03/17	7,361w	0.23	5.37	54	0.23	2.29			0.00		2.29
80/Daniels	03/03/17	7,361w	0.23	5.37	54	0.23	2.29			0.00		2.29
80/Daniels	03/03/17	7,361w	0.23	5.37	54	0.23	2.29			0.00		2.29
80/Daniels	03/03/17	7,361w	0.23	5.37	54	0.23	2.29			0.00		2.29
70/Jennings	03/27/17	46,136c	1.00	24.39						0.00		24.39
76/Regazzini	03/27/17	46,136c	1.00	23.48	5	1.00	3.79			0.00		27.27
76/Regazzini	03/27/17	46,136c			54	1.00	10.00			0.00		10.00
River Rd Sub Total						\$30.24			\$12.00	\$0.00	\$0.00	\$133.88
RM234 / Robbins Rd												
24/Paustian	02/15/17	7,265w	0.53	15.07	54	0.53	5.33	4100	0.27	9.33	0.00	29.74
24/Paustian	02/15/17	7,265w			12	0.53	4.26			0.00		4.26
25/Pucciarelli	02/15/17	7,265w	0.53	15.07						0.00		15.07

2/1/2018

41

Township of Branchburg

Reporting Dates Year 2017

Comprehensive Detail by Task/Location

1171 / Inlet Cleaning				Equipment	Eqp Hr/MI	Eqp Cost	Material	Mat Used	Mat Cost	Contractor Cost	Overhead Cost	Total
	Labor Hrs	Labor Cost										
25/Pucciarelli	02/17/17	7,300w			54	0.40	4.00			0.00		4.00
25/Pucciarelli	02/17/17	7,300w	0.40	11.31	12	0.40	3.20	4100	0.40	14.00	0.00	28.50
35/Yacone	02/17/17	7,300w	0.40	11.31						0.00		11.31
Robbins Rd Sub Total						\$16.79			\$23.33	\$0.00	\$0.00	\$92.88
RM239 / Round Hill Rd												
70/Jennings	03/01/17	7,361w	0.38	9.29						0.00		9.29
70/Jennings	03/01/17	7,361w	0.38	9.29						0.00		9.29
70/Jennings	03/01/17	7,361w	0.38	9.29						0.00		9.29
70/Jennings	03/01/17	7,361w	0.38	9.29						0.00		9.29
80/Daniels	03/01/17	7,361w			54	0.38	3.81			0.00		3.81
80/Daniels	03/01/17	7,361w			54	0.38	3.81			0.00		3.81
80/Daniels	03/01/17	7,361w			54	0.38	3.81			0.00		3.81
80/Daniels	03/01/17	7,361w			54	0.38	3.81			0.00		3.81
80/Daniels	03/01/17	7,361w	0.38	8.95	12	0.38	3.04	4100	0.14	5.00	0.00	16.99
80/Daniels	03/01/17	7,361w	0.38	8.95	12	0.38	3.04	4100	0.14	5.00	0.00	16.99
80/Daniels	03/01/17	7,361w	0.38	8.95	12	0.38	3.04	4100	0.14	5.00	0.00	16.99
80/Daniels	03/01/17	7,361w	0.38	8.95	12	0.38	3.04	4100	0.14	5.00	0.00	16.99
Round Hill Rd Sub Total						\$27.41			\$20.00	\$0.00	\$0.00	\$120.37
RM247 / Settlers Court												
18/Elsworth	01/30/17	7,217w	0.28	7.80						0.00		7.80
84/Kidd	01/30/17	7,217w	0.28	5.68	12	0.28	2.20	4100	0.14	4.83	0.00	12.71
84/Kidd	01/30/17	7,217w			54	0.28	2.76			0.00		2.76
Settlers Court Sub Total						\$4.96			\$4.83	\$0.00	\$0.00	\$23.27
RM249 / Shaffer Street												
18/Elsworth	02/02/17	7,250w	0.35	9.83	12	0.35	2.78	4100	0.78	27.39	0.00	40.00
18/Elsworth	02/02/17	7,250w	0.35	9.83	12	0.35	2.78	4100	0.78	27.39	0.00	40.00
18/Elsworth	02/02/17	7,250w			54	0.35	3.48			0.00		3.48
18/Elsworth	02/02/17	7,250w			54	0.35	3.48			0.00		3.48
24/Paustian	02/02/17	7,250w	0.35	9.83						0.00		9.83

2/1/2018

42

Township of Branchburg

Reporting Dates Year 2017

Comprehensive Detail by Task/Location

1171 / Inlet Cleaning				Equipment	Eqp Hr/MI	Eqp Cost	Material	Mat Used	Mat Cost	Contractor Cost	Overhead Cost	Total
24/Paustian	02/02/17	7,250w	0.35	9.83						0.00		9.83
Shaffer Street Sub Total			1.39	\$39.32		\$12.51			\$54.78	\$0.00	\$0.00	\$108.62
RM253 / Shoshoni Way												
70/Jennings	03/03/17	7,361w	0.23	5.57						0.00		5.57
70/Jennings	03/03/17	7,361w	0.23	5.57						0.00		5.57
70/Jennings	03/03/17	7,361w	0.23	5.57						0.00		5.57
80/Daniels	03/03/17	7,361w			54	0.23	2.29			0.00		2.29
80/Daniels	03/03/17	7,361w			54	0.23	2.29			0.00		2.29
80/Daniels	03/03/17	7,361w			54	0.23	2.29			0.00		2.29
80/Daniels	03/03/17	7,361w	0.23	5.37	12	0.23	1.83	4100	0.09	3.00	0.00	10.20
80/Daniels	03/03/17	7,361w	0.23	5.37	12	0.23	1.83	4100	0.09	3.00	0.00	10.20
80/Daniels	03/03/17	7,361w	0.23	5.37	12	0.23	1.83	4100	0.09	3.00	0.00	10.20
Shoshoni Way Sub Total			1.37	\$32.83		\$12.34			\$9.00	\$0.00	\$0.00	\$54.17
RM254 / Sioux Ln												
70/Jennings	03/03/17	7,361w	0.23	5.57						0.00		5.57
70/Jennings	03/03/17	7,361w	0.23	5.57						0.00		5.57
80/Daniels	03/03/17	7,361w	0.23	5.37	12	0.23	1.83	4100	0.09	3.00	0.00	10.20
80/Daniels	03/03/17	7,361w	0.23	5.37	12	0.23	1.83	4100	0.09	3.00	0.00	10.20
80/Daniels	03/03/17	7,361w			54	0.23	2.29			0.00		2.29
80/Daniels	03/03/17	7,361w			54	0.23	2.29			0.00		2.29
Sioux Ln Sub Total			0.91	\$21.89		\$8.22			\$6.00	\$0.00	\$0.00	\$36.11
RM255 / Snowbird Way												
29/Whitlock	04/05/17	46,169c	2.00	56.53						0.00		56.53
35/Yacone	04/05/17	46,169c	2.00	56.53	54	2.00	20.00	4100	2.00	70.00	0.00	146.53
35/Yacone	04/05/17	46,169c			12	2.00	15.98			0.00		15.98
25/Pucciarelli	04/06/17	8,465w	0.57	16.15						0.00		16.15
25/Pucciarelli	04/06/17	8,465w	0.57	16.15						0.00		16.15
25/Pucciarelli	04/06/17	8,465w	0.57	16.15						0.00		16.15
85/Kraus	04/06/17	8,465w			54	0.57	5.71			0.00		5.71

2/1/2018

43

Township of Branchburg

Reporting Dates Year 2017

Comprehensive Detail by Task/Location

1171 / Inlet Cleaning				Equipment	Eqp Hr/MI	Eqp Cost	Material	Mat Used	Mat Cost	Contractor Cost	Overhead Cost	Total
85/Kraus	04/06/17	8,465w			54	0.57	5.71			0.00		5.71
85/Kraus	04/06/17	8,465w			54	0.57	5.71			0.00		5.71
85/Kraus	04/06/17	8,465w	0.57	11.77	12	0.57	4.57	4100	0.29	10.00	0.00	26.33
85/Kraus	04/06/17	8,465w	0.57	11.77	12	0.57	4.57	4100	0.29	10.00	0.00	26.33
85/Kraus	04/06/17	8,465w	0.57	11.77	12	0.57	4.57	4100	0.29	10.00	0.00	26.33
Snowbird Way Sub Total			7.43	\$196.81		\$66.82			\$100.00	\$0.00	\$0.00	\$363.63
RM258 / Spokane Lane												
70/Jennings	03/02/17	7,361w	0.25	6.10						0.00		6.10
80/Daniels	03/02/17	7,361w	0.25	5.87	12	0.25	2.00	4100	0.13	4.38	0.00	12.25
80/Daniels	03/02/17	7,361w			54	0.25	2.50			0.00		2.50
Spokane Lane Sub Total			0.50	\$11.97		\$4.50			\$4.38	\$0.00	\$0.00	\$20.84
RM262 / Stony Brook Rd (river To Harlan School)												
24/Paustian	02/15/17	7,265w	0.53	15.07	54	0.53	5.33	4100	0.27	9.33	0.00	29.74
24/Paustian	02/15/17	7,265w	0.53	15.07	54	0.53	5.33	4100	0.27	9.33	0.00	29.74
24/Paustian	02/15/17	7,265w	0.53	15.07	54	0.53	5.33	4100	0.27	9.33	0.00	29.74
24/Paustian	02/15/17	7,265w	0.53	15.07	54	0.53	5.33	4100	0.27	9.33	0.00	29.74
24/Paustian	02/15/17	7,265w	0.53	15.07	54	0.53	5.33	4100	0.27	9.33	0.00	29.74
24/Paustian	02/15/17	7,265w	0.53	15.07	54	0.53	5.33	4100	0.27	9.33	0.00	29.74
24/Paustian	02/15/17	7,265w	0.53	15.07	54	0.53	5.33	4100	0.27	9.33	0.00	29.74
24/Paustian	02/15/17	7,265w	0.53	15.07	54	0.53	5.33	4100	0.27	9.33	0.00	29.74
24/Paustian	02/15/17	7,265w	0.53	15.07	12	0.53	4.26			0.00		4.26
24/Paustian	02/15/17	7,265w	0.53	15.07	12	0.53	4.26			0.00		4.26
24/Paustian	02/15/17	7,265w	0.53	15.07	12	0.53	4.26			0.00		4.26
24/Paustian	02/15/17	7,265w	0.53	15.07	12	0.53	4.26			0.00		4.26
24/Paustian	02/15/17	7,265w	0.53	15.07	12	0.53	4.26			0.00		4.26
24/Paustian	02/15/17	7,265w	0.53	15.07	12	0.53	4.26			0.00		4.26
24/Paustian	02/15/17	7,265w	0.53	15.07	12	0.53	4.26			0.00		4.26
25/Pucciarelli	02/15/17	7,265w	0.53	15.07						0.00		15.07
25/Pucciarelli	02/15/17	7,265w	0.53	15.07						0.00		15.07
25/Pucciarelli	02/15/17	7,265w	0.53	15.07						0.00		15.07
25/Pucciarelli	02/15/17	7,265w	0.53	15.07						0.00		15.07
25/Pucciarelli	02/15/17	7,265w	0.53	15.07						0.00		15.07

2/1/2018

44

Comprehensive Detail by Task/Location

1171 / Inlet Cleaning													
		Labor Hrs	Labor Cost	Equipment	Eqp Hr/MI	Eqp Cost	Material	Mat Used	Mat Cost	Contractor Cost	Overhead Cost	Total	
25/Pucciarelli	02/15/17	7,265w	0.53	15.07						0.00		15.07	
25/Pucciarelli	02/15/17	7,265w	0.53	15.07						0.00		15.07	
24/Paustian	02/16/17	7,300w	0.17	4.92						0.00		4.92	
24/Paustian	02/16/17	7,300w	0.17	4.92						0.00		4.92	
24/Paustian	02/16/17	7,300w	0.17	4.92						0.00		4.92	
24/Paustian	02/16/17	7,300w	0.17	4.92						0.00		4.92	
24/Paustian	02/16/17	7,300w	0.17	4.92						0.00		4.92	
24/Paustian	02/16/17	7,300w	0.17	4.92						0.00		4.92	
24/Paustian	02/16/17	7,300w	0.17	4.92						0.00		4.92	
24/Paustian	02/16/17	7,300w	0.17	4.92						0.00		4.92	
25/Pucciarelli	02/16/17	7,300w			54	0.17	1.74			0.00		1.74	
25/Pucciarelli	02/16/17	7,300w			54	0.17	1.74			0.00		1.74	
25/Pucciarelli	02/16/17	7,300w			54	0.17	1.74			0.00		1.74	
25/Pucciarelli	02/16/17	7,300w			54	0.17	1.74			0.00		1.74	
25/Pucciarelli	02/16/17	7,300w			54	0.17	1.74			0.00		1.74	
25/Pucciarelli	02/16/17	7,300w			54	0.17	1.74			0.00		1.74	
25/Pucciarelli	02/16/17	7,300w			54	0.17	1.74			0.00		1.74	
25/Pucciarelli	02/16/17	7,300w	0.17	4.92	12	0.17	1.39	4100	0.13	4.57	0.00	10.87	
25/Pucciarelli	02/16/17	7,300w	0.17	4.92	12	0.17	1.39	4100	0.13	4.57	0.00	10.87	
25/Pucciarelli	02/16/17	7,300w	0.17	4.92	12	0.17	1.39	4100	0.13	4.57	0.00	10.87	
25/Pucciarelli	02/16/17	7,300w	0.17	4.92	12	0.17	1.39	4100	0.13	4.57	0.00	10.87	
25/Pucciarelli	02/16/17	7,300w	0.17	4.92	12	0.17	1.39	4100	0.13	4.57	0.00	10.87	
25/Pucciarelli	02/16/17	7,300w	0.17	4.92	12	0.17	1.39	4100	0.13	4.57	0.00	10.87	
25/Pucciarelli	02/16/17	7,300w	0.17	4.92	12	0.17	1.39	4100	0.13	4.57	0.00	10.87	
25/Pucciarelli	02/16/17	7,300w	0.17	4.92	12	0.17	1.39	4100	0.13	4.57	0.00	10.87	
Stony Brook Rd (river To Marlan Sc		9.90	\$279.86			\$89.06			\$97.29	\$0.00	\$0.00	\$466.21	
RM263 / Stony Brook Rd.													
70/Jennings	03/06/17	7,361w	0.36	8.87						0.00		8.87	
70/Jennings	03/06/17	7,361w	0.36	8.87						0.00		8.87	
80/Daniels	03/06/17	7,361w	0.36	8.54	54	0.36	3.64	4100	0.14	4.77	0.00	16.95	
80/Daniels	03/06/17	7,361w	0.36	8.54	54	0.36	3.64	4100	0.14	4.77	0.00	16.95	
80/Daniels	03/06/17	7,361w			29	0.36	4.01			0.00		4.01	
80/Daniels	03/06/17	7,361w			29	0.36	4.01			0.00		4.01	
Stony Brook Rd. Sub Total		1.45	\$34.82			\$15.29			\$9.55	\$0.00	\$0.00	\$59.65	

Comprehensive Detail by Task/Location

1171 / Inlet Cleaning													
		Labor Hrs	Labor Cost	Equipment	Eqp Hr/MI	Eqp Cost	Material	Mat Used	Mat Cost	Contractor Cost	Overhead Cost	Total	
RM265 / Strawberry Hill Rd													
24/Paustian	02/08/17	7,265w	0.38	10.77	54	0.38	3.81	4100	0.19	6.67	0.00	21.24	
24/Paustian	02/08/17	7,265w	0.38	10.77	54	0.38	3.81	4100	0.19	6.67	0.00	21.24	
24/Paustian	02/08/17	7,265w			12	0.38	3.04			0.00		3.04	
24/Paustian	02/08/17	7,265w			12	0.38	3.04			0.00		3.04	
24/Paustian	02/08/17	7,265w			12	0.38	3.04			0.00		3.04	
25/Pucciarelli	02/08/17	7,265w	0.38	10.77						0.00		10.77	
25/Pucciarelli	02/08/17	7,265w	0.38	10.77						0.00		10.77	
24/Paustian	02/16/17	7,300w	0.17	4.92						0.00		4.92	
25/Pucciarelli	02/16/17	7,300w			54	0.17	1.74			0.00		1.74	
25/Pucciarelli	02/16/17	7,300w	0.17	4.92	12	0.17	1.39	4100	0.13	4.57	0.00	10.87	
Strawberry Hill Rd Sub Total		1.87	\$52.90			\$16.84			\$17.90	\$0.00	\$0.00	\$87.63	
RM271 / Sunrise Way													
29/Whitlock	01/24/17	7,177w	0.30	8.37	54	0.30	2.96	4100	0.11	3.89	0.00	15.23	
29/Whitlock	01/24/17	7,177w	0.30	8.37	54	0.30	2.96	4100	0.11	3.89	0.00	15.23	
29/Whitlock	01/24/17	7,177w	0.30	8.37	54	0.30	2.96	4100	0.11	3.89	0.00	15.23	
84/Kidd	01/24/17	7,177w	0.30	6.10						0.00		6.10	
84/Kidd	01/24/17	7,177w	0.30	6.10						0.00		6.10	
84/Kidd	01/24/17	7,177w	0.30	6.10						0.00		6.10	
Sunrise Way Sub Total		1.78	\$43.43			\$8.89			\$11.67	\$0.00	\$0.00	\$63.98	
RM272 / Sunset St													
24/Paustian	02/16/17	7,300w	0.17	4.92						0.00		4.92	
25/Pucciarelli	02/16/17	7,300w			54	0.17	1.74			0.00		1.74	
25/Pucciarelli	02/16/17	7,300w	0.17	4.92	12	0.17	1.39	4100	0.13	4.57	0.00	10.87	
Sunset St Sub Total		0.35	\$9.83			\$3.13			\$4.57	\$0.00	\$0.00	\$17.52	
RM273 / Susquehanna Trail													
70/Jennings	03/02/17	7,361w	0.25	6.10						0.00		6.10	
80/Daniels	03/02/17	7,361w			54	0.25	2.50			0.00		2.50	
80/Daniels	03/02/17	7,361w	0.25	5.87	12	0.25	2.00	4100	0.13	4.38	0.00	12.25	

Comprehensive Detail by Task/Location

Table with columns: Labor Hrs, Labor Cost, Equipment, Eqp Hr/MI, Eqp Cost, Material, Mat Used, Mat Cost, Contractor Cost, Overhead Cost, Total. Rows include 1171 / Inlet Cleaning, Susquehanna Trail Sub Total, RM275 / Tamarack Drive, Tamarack Drive Sub Total, RM276 / Tanglewood Drive, Tanglewood Drive Sub Total, RM277 / Tecumseh Trail.

2/1/2018

47

Township of Branchburg

Comprehensive Detail by Task/Location

Table with columns: Labor Hrs, Labor Cost, Equipment, Eqp Hr/MI, Eqp Cost, Material, Mat Used, Mat Cost, Contractor Cost, Overhead Cost, Total. Rows include 1171 / Inlet Cleaning, Tecumseh Trail Sub Total, RM281 / Twin Pines Lane, Twin Pines Lane Sub Total, RM283 / Van Arsdale Dr, Van Arsdale Dr Sub Total, RM285 / Vanderveer Ave.

2/1/2018

48

Comprehensive Detail by Task/Location

Table with columns: Labor Hrs, Labor Cost, Equipment, Eqp Hr/Mi, Eqp Cost, Material, Mat Used, Mat Cost, Contractor Cost, Overhead Cost, Total. Includes sections for 1171 / Inlet Cleaning, RM287 / Village Way, RM288 / Vollers Drive, and RM289 / Walnut Dr.

2/1/2018

49

Comprehensive Detail by Task/Location

Table with columns: Labor Hrs, Labor Cost, Equipment, Eqp Hr/Mi, Eqp Cost, Material, Mat Used, Mat Cost, Contractor Cost, Overhead Cost, Total. Includes sections for 1171 / Inlet Cleaning and RM296 / Whitton Rd.

2/1/2018

50

Comprehensive Detail by Task/Location

1171 / Inlet Cleaning		Labor Hrs	Labor Cost	Equipment	Eqp Hr/MI	Eqp Cost	Material	Mat Used	Mat Cost	Contractor Cost	Overhead Cost	Total
Woodstock Ln Sub Total		0.52	\$14.59			\$4.64			\$4.52	\$0.00	\$0.00	\$23.75
RM305 / Yellow Jacket Ct												
24/Paustian	02/08/17	7,265w	0.38	10.77	54	0.38	3.81	4100	0.19	6.67	0.00	21.24
24/Paustian	02/08/17	7,265w	0.38	10.77	54	0.38	3.81	4100	0.19	6.67	0.00	21.24
24/Paustian	02/08/17	7,265w			12	0.38	3.04			0.00	0.00	3.04
24/Paustian	02/08/17	7,265w			12	0.38	3.04			0.00	0.00	3.04
25/Pucciarelli	02/08/17	7,265w	0.38	10.77						0.00	0.00	10.77
25/Pucciarelli	02/08/17	7,265w	0.38	10.77						0.00	0.00	10.77
24/Paustian	02/16/17	7,300w	0.17	4.92						0.00	0.00	4.92
24/Paustian	02/16/17	7,300w	0.17	4.92						0.00	0.00	4.92
25/Pucciarelli	02/16/17	7,300w			54	0.17	1.74			0.00	0.00	1.74
25/Pucciarelli	02/16/17	7,300w			54	0.17	1.74			0.00	0.00	1.74
25/Pucciarelli	02/16/17	7,300w	0.17	4.92	12	0.17	1.39	4100	0.13	4.57	0.00	10.87
25/Pucciarelli	02/16/17	7,300w	0.17	4.92	12	0.17	1.39	4100	0.13	4.57	0.00	10.87
Yellow Jacket Ct Sub Total		2.22	\$62.73			\$19.96			\$22.46	\$0.00	\$0.00	\$105.16
RM307 / Yuma Trail												
70/Jennings	03/03/17	7,361w	0.23	5.57						0.00	0.00	5.57
70/Jennings	03/03/17	7,361w	0.23	5.57						0.00	0.00	5.57
80/Daniels	03/03/17	7,361w			54	0.23	2.29			0.00	0.00	2.29
80/Daniels	03/03/17	7,361w			54	0.23	2.29			0.00	0.00	2.29
80/Daniels	03/03/17	7,361w	0.23	5.37	12	0.23	1.83	4100	0.09	3.00	0.00	10.20
80/Daniels	03/03/17	7,361w	0.23	5.37	12	0.23	1.83	4100	0.09	3.00	0.00	10.20
Yuma Trail Sub Total		0.91	\$21.89			\$8.22			\$6.00	\$0.00	\$0.00	\$36.11
RM315 / Santoro Court												
70/Jennings	03/02/17	7,361w	0.25	6.10						0.00	0.00	6.10
70/Jennings	03/02/17	7,361w	0.25	6.10						0.00	0.00	6.10
70/Jennings	03/02/17	7,361w	0.25	6.10						0.00	0.00	6.10
70/Jennings	03/02/17	7,361w	0.25	6.10						0.00	0.00	6.10
70/Jennings	03/02/17	7,361w	0.25	6.10						0.00	0.00	6.10

2/1/2018

53

Comprehensive Detail by Task/Location

1171 / Inlet Cleaning		Labor Hrs	Labor Cost	Equipment	Eqp Hr/MI	Eqp Cost	Material	Mat Used	Mat Cost	Contractor Cost	Overhead Cost	Total
70/Jennings	03/02/17	7,361w	0.25	6.10						0.00	0.00	6.10
80/Daniels	03/02/17	7,361w			54	0.25	2.50			0.00	0.00	2.50
80/Daniels	03/02/17	7,361w			54	0.25	2.50			0.00	0.00	2.50
80/Daniels	03/02/17	7,361w			54	0.25	2.50			0.00	0.00	2.50
80/Daniels	03/02/17	7,361w			54	0.25	2.50			0.00	0.00	2.50
80/Daniels	03/02/17	7,361w			54	0.25	2.50			0.00	0.00	2.50
80/Daniels	03/02/17	7,361w	0.25	5.87	12	0.25	2.00	4100	0.13	4.38	0.00	12.25
80/Daniels	03/02/17	7,361w	0.25	5.87	12	0.25	2.00	4100	0.13	4.38	0.00	12.25
80/Daniels	03/02/17	7,361w	0.25	5.87	12	0.25	2.00	4100	0.13	4.38	0.00	12.25
80/Daniels	03/02/17	7,361w	0.25	5.87	12	0.25	2.00	4100	0.13	4.38	0.00	12.25
80/Daniels	03/02/17	7,361w	0.25	5.87	12	0.25	2.00	4100	0.13	4.38	0.00	12.25
80/Daniels	03/02/17	7,361w	0.25	5.87	12	0.25	2.00	4100	0.13	4.38	0.00	12.25
Santoro Court Sub Total		3.00	\$71.82			\$26.99			\$26.25	\$0.00	\$0.00	\$125.06
TWPWIDE / Township Wide												
70/Jennings	03/06/17	7,361w	0.36	8.87						0.00	0.00	8.87
80/Daniels	03/06/17	7,361w	0.36	8.54	54	0.36	3.64	4100	0.14	4.77	0.00	16.95
80/Daniels	03/06/17	7,361w			29	0.36	4.01			0.00	0.00	4.01
Township Wide Sub Total		0.73	\$17.41			\$7.64			\$4.77	\$0.00	\$0.00	\$29.83
1171 / Inlet Cleaning Sub Total												
		247.00	\$6,449.84			\$2,143.42			\$2,668.75	\$0.00	\$0.00	\$11,262.01

2/1/2018

54

Comprehensive Detail by Task/Location

1172 / Inlet Inspection					Eqp	Eqp	Mat	Mat	Contractor	Overhead	Total
Labor Hrs	Labor Cost	Equipment	Hr/MI	Cost	Material	Used	Cost	Cost	Cost		
RM001 / Acorn Ln											
58/Sternick	01/18/17	7,163w	0.11	2.90					0.00		2.90
58/Sternick	01/18/17	7,163w	0.11	2.90					0.00		2.90
58/Sternick	01/18/17	7,163w	0.11	2.90					0.00		2.90
58/Sternick	01/18/17	7,163w	0.11	2.90					0.00		2.90
58/Sternick	01/18/17	7,163w	0.11	2.90					0.00		2.90
58/Sternick	01/18/17	7,163w	0.11	2.90					0.00		2.90
58/Sternick	01/18/17	7,163w	0.11	2.90					0.00		2.90
86/Ettore	01/18/17	7,163w	0.11	2.23					0.00		2.23
86/Ettore	01/18/17	7,163w	0.11	2.23					0.00		2.23
86/Ettore	01/18/17	7,163w	0.11	2.23					0.00		2.23
86/Ettore	01/18/17	7,163w	0.11	2.23					0.00		2.23
86/Ettore	01/18/17	7,163w	0.11	2.23					0.00		2.23
86/Ettore	01/18/17	7,163w	0.11	2.23					0.00		2.23
Acorn Ln Sub Total	1.30	\$30.77					\$0.00		\$0.00	\$0.00	\$30.77
RM002 / Algonquin Trail											
25/Pucciarelli	02/24/17	7,331w	0.06	1.65					0.00		1.65
25/Pucciarelli	02/24/17	7,331w	0.06	1.65					0.00		1.65
25/Pucciarelli	02/24/17	7,331w	0.06	1.65					0.00		1.65
25/Pucciarelli	02/24/17	7,331w	0.06	1.65					0.00		1.65
58/Sternick	02/24/17	7,331w	0.06	1.57					0.00		1.57
58/Sternick	02/24/17	7,331w	0.06	1.57					0.00		1.57
58/Sternick	02/24/17	7,331w	0.06	1.57					0.00		1.57
58/Sternick	02/24/17	7,331w	0.06	1.57					0.00		1.57
Algonquin Trail Sub Total	0.47	\$12.87					\$0.00		\$0.00	\$0.00	\$12.87
RM003 / Andover Drive											
58/Sternick	01/24/17	7,163w	0.17	4.47					0.00		4.47
58/Sternick	01/24/17	7,163w	0.17	4.47					0.00		4.47
58/Sternick	01/24/17	7,163w	0.17	4.47					0.00		4.47
58/Sternick	01/24/17	7,163w	0.17	4.47					0.00		4.47
73/LaBar	01/24/17	7,163w	0.17	4.07					0.00		4.07
73/LaBar	01/24/17	7,163w	0.17	4.07					0.00		4.07

2/1/2018

Comprehensive Detail by Task/Location

1172 / Inlet Inspection					Eqp	Eqp	Mat	Mat	Contractor	Overhead	Total
Labor Hrs	Labor Cost	Equipment	Hr/MI	Cost	Material	Used	Cost	Cost	Cost		
73/LaBar	01/24/17	7,163w	0.17	4.07					0.00		4.07
73/LaBar	01/24/17	7,163w	0.17	4.07					0.00		4.07
Andover Drive Sub Total	1.33	\$34.15					\$0.00		\$0.00	\$0.00	\$34.15
RM004 / Apache Way											
25/Pucciarelli	02/24/17	7,331w	0.06	1.65					0.00		1.65
25/Pucciarelli	02/24/17	7,331w	0.06	1.65					0.00		1.65
25/Pucciarelli	02/24/17	7,331w	0.06	1.65					0.00		1.65
58/Sternick	02/24/17	7,331w	0.06	1.57					0.00		1.57
58/Sternick	02/24/17	7,331w	0.06	1.57					0.00		1.57
58/Sternick	02/24/17	7,331w	0.06	1.57					0.00		1.57
Apache Way Sub Total	0.35	\$9.65					\$0.00		\$0.00	\$0.00	\$9.65
RM005 / Arapaho Trail											
80/Daniels	02/27/17	7,331w	0.06	1.38					0.00		1.38
80/Daniels	02/27/17	7,331w	0.06	1.38					0.00		1.38
80/Daniels	02/27/17	7,331w	0.06	1.38					0.00		1.38
80/Daniels	02/27/17	7,331w	0.06	1.38					0.00		1.38
80/Daniels	02/27/17	7,331w	0.06	1.38					0.00		1.38
80/Daniels	02/27/17	7,331w	0.06	1.38					0.00		1.38
80/Daniels	02/27/17	7,331w	0.06	1.38					0.00		1.38
80/Daniels	02/27/17	7,331w	0.06	1.38					0.00		1.38
80/Daniels	02/27/17	7,331w	0.06	1.38					0.00		1.38
80/Daniels	02/27/17	7,331w	0.06	1.38					0.00		1.38
80/Daniels	02/27/17	7,331w	0.06	1.38					0.00		1.38
80/Daniels	02/27/17	7,331w	0.06	1.38					0.00		1.38
80/Daniels	02/27/17	7,331w	0.06	1.38					0.00		1.38
80/Daniels	02/28/17	7,331w	0.07	1.74					0.00		1.74
80/Daniels	02/28/17	7,331w	0.07	1.74					0.00		1.74
80/Daniels	02/28/17	7,331w	0.07	1.74					0.00		1.74
80/Daniels	02/28/17	7,331w	0.07	1.74					0.00		1.74
80/Daniels	02/28/17	7,331w	0.07	1.74					0.00		1.74
80/Daniels	02/28/17	7,331w	0.07	1.74					0.00		1.74
80/Daniels	02/28/17	7,331w	0.07	1.74					0.00		1.74
80/Daniels	02/28/17	7,331w	0.07	1.74					0.00		1.74
80/Daniels	02/28/17	7,331w	0.07	1.74					0.00		1.74
80/Daniels	02/28/17	7,331w	0.07	1.74					0.00		1.74
80/Daniels	02/28/17	7,331w	0.07	1.74					0.00		1.74

2/1/2018

Comprehensive Detail by Task/Location

1172 / Inlet Inspection					Equipment	Eqp Hr/MI	Eqp Cost	Material	Mat Used	Mat Cost	Contractor Cost	Overhead Cost	Total
	Labor Hrs		Labor Cost										
80/Daniels	02/28/17	7,331w	0.07	1.74							0.00		1.74
80/Daniels	02/28/17	7,331w	0.07	1.74							0.00		1.74
80/Daniels	02/28/17	7,331w	0.07	1.74							0.00		1.74
80/Daniels	02/28/17	7,331w	0.07	1.74							0.00		1.74
Arapaho Trail Sub Total			1.54	\$36.08			\$0.00			\$0.00	\$0.00	\$0.00	\$36.08
RM006 / Ariel Ct					Equipment	Eqp Hr/MI	Eqp Cost	Material	Mat Used	Mat Cost	Contractor Cost	Overhead Cost	Total
58/Sternick	01/20/17	7,163w	0.07	1.76							0.00		1.76
58/Sternick	01/20/17	7,163w	0.07	1.76							0.00		1.76
58/Sternick	01/20/17	7,163w	0.07	1.76							0.00		1.76
86/Ettore	01/20/17	7,163w	0.07	1.35							0.00		1.35
86/Ettore	01/20/17	7,163w	0.07	1.35							0.00		1.35
86/Ettore	01/20/17	7,163w	0.07	1.35							0.00		1.35
Ariel Ct Sub Total			0.39	\$9.33			\$0.00			\$0.00	\$0.00	\$0.00	\$9.33
RM007 / Arrowhead Dr					Equipment	Eqp Hr/MI	Eqp Cost	Material	Mat Used	Mat Cost	Contractor Cost	Overhead Cost	Total
58/Sternick	01/25/17	7,163w	0.10	2.75							0.00		2.75
58/Sternick	01/25/17	7,163w	0.10	2.75							0.00		2.75
58/Sternick	01/25/17	7,163w	0.10	2.75							0.00		2.75
58/Sternick	01/25/17	7,163w	0.10	2.75							0.00		2.75
58/Sternick	01/25/17	7,163w	0.10	2.75							0.00		2.75
58/Sternick	01/25/17	7,163w	0.10	2.75							0.00		2.75
58/Sternick	01/25/17	7,163w	0.10	2.75							0.00		2.75
58/Sternick	01/25/17	7,163w	0.10	2.75							0.00		2.75
58/Sternick	01/25/17	7,163w	0.10	2.75							0.00		2.75
58/Sternick	01/25/17	7,163w	0.10	2.75							0.00		2.75
58/Sternick	01/25/17	7,163w	0.10	2.75							0.00		2.75
58/Sternick	01/25/17	7,163w	0.10	2.75							0.00		2.75
58/Sternick	01/25/17	7,163w	0.10	2.75							0.00		2.75
58/Sternick	01/25/17	7,163w	0.10	2.75							0.00		2.75
58/Sternick	01/25/17	7,163w	0.10	2.75							0.00		2.75
58/Sternick	01/25/17	7,163w	0.10	2.75							0.00		2.75
58/Sternick	01/25/17	7,163w	0.10	2.75							0.00		2.75
58/Sternick	01/25/17	7,163w	0.10	2.75							0.00		2.75
58/Sternick	01/25/17	7,163w	0.10	2.75							0.00		2.75

2/1/2018

57

Township of Branchburg

Comprehensive Detail by Task/Location

1172 / Inlet Inspection					Equipment	Eqp Hr/MI	Eqp Cost	Material	Mat Used	Mat Cost	Contractor Cost	Overhead Cost	Total
	Labor Hrs		Labor Cost										
58/Sternick	01/25/17	7,163w	0.10	2.75							0.00		2.75
58/Sternick	01/25/17	7,163w	0.10	2.75							0.00		2.75
58/Sternick	01/25/17	7,163w	0.10	2.75							0.00		2.75
58/Sternick	01/25/17	7,163w	0.10	2.75							0.00		2.75
58/Sternick	01/25/17	7,163w	0.10	2.75							0.00		2.75
58/Sternick	01/25/17	7,163w	0.10	2.75							0.00		2.75
58/Sternick	01/25/17	7,163w	0.10	2.75							0.00		2.75
58/Sternick	01/25/17	7,163w	0.10	2.75							0.00		2.75
73/LaBar	01/25/17	7,163w	0.10	2.50							0.00		2.50
73/LaBar	01/25/17	7,163w	0.10	2.50							0.00		2.50
73/LaBar	01/25/17	7,163w	0.10	2.50							0.00		2.50
73/LaBar	01/25/17	7,163w	0.10	2.50							0.00		2.50
73/LaBar	01/25/17	7,163w	0.10	2.50							0.00		2.50
73/LaBar	01/25/17	7,163w	0.10	2.50							0.00		2.50
73/LaBar	01/25/17	7,163w	0.10	2.50							0.00		2.50
73/LaBar	01/25/17	7,163w	0.10	2.50							0.00		2.50
73/LaBar	01/25/17	7,163w	0.10	2.50							0.00		2.50
73/LaBar	01/25/17	7,163w	0.10	2.50							0.00		2.50
73/LaBar	01/25/17	7,163w	0.10	2.50							0.00		2.50
73/LaBar	01/25/17	7,163w	0.10	2.50							0.00		2.50
73/LaBar	01/25/17	7,163w	0.10	2.50							0.00		2.50
73/LaBar	01/25/17	7,163w	0.10	2.50							0.00		2.50
73/LaBar	01/25/17	7,163w	0.10	2.50							0.00		2.50
73/LaBar	01/25/17	7,163w	0.10	2.50							0.00		2.50
73/LaBar	01/25/17	7,163w	0.10	2.50							0.00		2.50
73/LaBar	01/25/17	7,163w	0.10	2.50							0.00		2.50
73/LaBar	01/25/17	7,163w	0.10	2.50							0.00		2.50
73/LaBar	01/25/17	7,163w	0.10	2.50							0.00		2.50
73/LaBar	01/25/17	7,163w	0.10	2.50							0.00		2.50
73/LaBar	01/25/17	7,163w	0.10	2.50							0.00		2.50
73/LaBar	01/25/17	7,163w	0.10	2.50							0.00		2.50
73/LaBar	01/25/17	7,163w	0.10	2.50							0.00		2.50
73/LaBar	01/25/17	7,163w	0.10	2.50							0.00		2.50
73/LaBar	01/25/17	7,163w	0.10	2.50							0.00		2.50
73/LaBar	01/25/17	7,163w	0.10	2.50							0.00		2.50
73/LaBar	01/25/17	7,163w	0.10	2.50							0.00		2.50
73/LaBar	01/25/17	7,163w	0.10	2.50							0.00		2.50
Arrowhead Dr Sub Total			5.13	\$131.36			\$0.00			\$0.00	\$0.00	\$0.00	\$131.36

2/1/2018

58

Comprehensive Detail by Task/Location

1172 / Inlet Inspection					Eqp	Eqp	Mat	Mat	Contractor	Overhead	Total
Labor Hrs	Labor Cost	Equipment	Hr/MI	Cost	Material	Used	Cost	Cost	Cost		
80/Daniels	02/08/17	7,239w	0.13	3.03					0.00		3.03
80/Daniels	02/08/17	7,239w	0.13	3.03					0.00		3.03
80/Daniels	02/08/17	7,239w	0.13	3.03					0.00		3.03
80/Daniels	02/08/17	7,239w	0.13	3.03					0.00		3.03
58/Sternick	02/15/17	7,239w	0.08	2.04					0.00		2.04
60/Daniels	02/15/17	7,239w	0.08	1.79					0.00		1.79
Bald Eagle Dr Sub Total				2.47	\$62.28			\$0.00	\$0.00	\$0.00	\$62.28
RM011 / Barton Ln											
58/Sternick	01/18/17	7,130w	0.13	3.52					0.00		3.52
58/Sternick	01/18/17	7,130w	0.13	3.52					0.00		3.52
58/Sternick	01/18/17	7,130w	0.13	3.52					0.00		3.52
58/Sternick	01/18/17	7,130w	0.13	3.52					0.00		3.52
58/Sternick	01/18/17	7,130w	0.13	3.52					0.00		3.52
58/Sternick	01/18/17	7,130w	0.13	3.52					0.00		3.52
58/Sternick	01/18/17	7,130w	0.13	3.52					0.00		3.52
58/Sternick	01/18/17	7,130w	0.13	3.52					0.00		3.52
58/Sternick	01/18/17	7,130w	0.13	3.52					0.00		3.52
58/Sternick	01/18/17	7,130w	0.13	3.52					0.00		3.52
58/Sternick	01/18/17	7,130w	0.13	3.52					0.00		3.52
85/Ettore	01/18/17	7,130w	0.13	2.70					0.00		2.70
85/Ettore	01/18/17	7,130w	0.13	2.70					0.00		2.70
85/Ettore	01/18/17	7,130w	0.13	2.70					0.00		2.70
85/Ettore	01/18/17	7,130w	0.13	2.70					0.00		2.70
85/Ettore	01/18/17	7,130w	0.13	2.70					0.00		2.70
85/Ettore	01/18/17	7,130w	0.13	2.70					0.00		2.70
85/Ettore	01/18/17	7,130w	0.13	2.70					0.00		2.70
85/Ettore	01/18/17	7,130w	0.13	2.70					0.00		2.70
85/Ettore	01/18/17	7,130w	0.13	2.70					0.00		2.70
85/Ettore	01/18/17	7,130w	0.13	2.70					0.00		2.70
85/Ettore	01/18/17	7,130w	0.13	2.70					0.00		2.70
85/Ettore	01/18/17	7,130w	0.13	2.70					0.00		2.70
85/Ettore	01/18/17	7,130w	0.13	2.70					0.00		2.70
85/Ettore	01/18/17	7,130w	0.13	2.70					0.00		2.70
Barton Ln Sub Total				2.89	\$68.42			\$0.00	\$0.00	\$0.00	\$68.42
RM012 / Bebe Ct											

Comprehensive Detail by Task/Location

1172 / Inlet Inspection					Eqp	Eqp	Mat	Mat	Contractor	Overhead	Total
Labor Hrs	Labor Cost	Equipment	Hr/MI	Cost	Material	Used	Cost	Cost	Cost		
35/Yacone	01/10/17	7,130w	0.06	1.73					0.00		1.73
35/Yacone	01/10/17	7,130w	0.06	1.73					0.00		1.73
35/Yacone	01/10/17	7,130w	0.06	1.73					0.00		1.73
35/Yacone	01/10/17	7,130w	0.06	1.73					0.00		1.73
35/Yacone	01/10/17	7,130w	0.06	1.73					0.00		1.73
35/Yacone	01/10/17	7,130w	0.06	1.73					0.00		1.73
35/Yacone	01/10/17	7,130w	0.06	1.73					0.00		1.73
35/Yacone	01/10/17	7,130w	0.06	1.73					0.00		1.73
35/Yacone	01/10/17	7,130w	0.06	1.73					0.00		1.73
35/Yacone	01/10/17	7,130w	0.06	1.73					0.00		1.73
35/Yacone	01/10/17	7,130w	0.06	1.73					0.00		1.73
58/Sternick	01/10/17	7,130w	0.16	4.38					0.00		4.38
58/Sternick	01/10/17	7,130w	0.16	4.38					0.00		4.38
58/Sternick	01/10/17	7,130w	0.16	4.38					0.00		4.38
58/Sternick	01/10/17	7,130w	0.16	4.38					0.00		4.38
58/Sternick	01/10/17	7,130w	0.16	4.38					0.00		4.38
58/Sternick	01/10/17	7,130w	0.16	4.38					0.00		4.38
58/Sternick	01/10/17	7,130w	0.16	4.38					0.00		4.38
58/Sternick	01/10/17	7,130w	0.16	4.38					0.00		4.38
58/Sternick	01/10/17	7,130w	0.16	4.38					0.00		4.38
58/Sternick	01/10/17	7,130w	0.16	4.38					0.00		4.38
58/Sternick	01/10/17	7,130w	0.16	4.38					0.00		4.38
58/Sternick	01/10/17	7,130w	0.16	4.38					0.00		4.38
58/Sternick	01/10/17	7,130w	0.16	4.38					0.00		4.38
58/Sternick	01/10/17	7,130w	0.16	4.38					0.00		4.38
58/Sternick	01/10/17	7,130w	0.16	4.38					0.00		4.38
58/Sternick	01/10/17	7,130w	0.16	4.38					0.00		4.38
58/Sternick	01/10/17	7,130w	0.16	4.38					0.00		4.38
58/Sternick	01/10/17	7,130w	0.16	4.38					0.00		4.38
58/Sternick	01/18/17	7,130w	0.13	3.52					0.00		3.52
86/Ettore	01/18/17	7,130w	0.13	2.70					0.00		2.70
Bebe Ct Sub Total				2.73	\$73.46			\$0.00	\$0.00	\$0.00	\$73.46
RM013 / Beechwood Rd											
58/Sternick	01/20/17	7,163w	0.07	1.76					0.00		1.76
58/Sternick	01/20/17	7,163w	0.07	1.76					0.00		1.76
58/Sternick	01/20/17	7,163w	0.07	1.76					0.00		1.76
58/Sternick	01/20/17	7,163w	0.07	1.76					0.00		1.76
58/Sternick	01/20/17	7,163w	0.07	1.76					0.00		1.76
58/Sternick	01/20/17	7,163w	0.07	1.76					0.00		1.76
58/Sternick	01/20/17	7,163w	0.07	1.76					0.00		1.76
58/Sternick	01/20/17	7,163w	0.07	1.76					0.00		1.76
58/Sternick	01/20/17	7,163w	0.07	1.76					0.00		1.76
58/Sternick	01/20/17	7,163w	0.07	1.76					0.00		1.76
58/Sternick	01/20/17	7,163w	0.07	1.76					0.00		1.76

Comprehensive Detail by Task/Location

1172 / Inlet Inspection					Equipment	Eqp Hr/MI	Eqp Cost	Material	Mat Used	Mat Cost	Contractor Cost	Overhead Cost	Total
Labor Hrs	Labor Cost												
58/Sternick	01/20/17	7,163w	0.07	1.76							0.00		1.76
86/Ettore	01/20/17	7,163w	0.07	1.35							0.00		1.35
86/Ettore	01/20/17	7,163w	0.07	1.35							0.00		1.35
86/Ettore	01/20/17	7,163w	0.07	1.35							0.00		1.35
86/Ettore	01/20/17	7,163w	0.07	1.35							0.00		1.35
86/Ettore	01/20/17	7,163w	0.07	1.35							0.00		1.35
86/Ettore	01/20/17	7,163w	0.07	1.35							0.00		1.35
86/Ettore	01/20/17	7,163w	0.07	1.35							0.00		1.35
86/Ettore	01/20/17	7,163w	0.07	1.35							0.00		1.35
58/Sternick	01/25/17	7,163w	0.10	2.75							0.00		2.75
73/LaBar	01/25/17	7,163w	0.10	2.50							0.00		2.50
Beechwood Rd Sub Total				1.25	\$30.14		\$0.00			\$0.00	\$0.00		\$30.14
RM014 / Belle Glade Ct													
35/Yacone	01/10/17	7,130w	0.06	1.73							0.00		1.73
35/Yacone	01/10/17	7,130w	0.06	1.73							0.00		1.73
35/Yacone	01/10/17	7,130w	0.06	1.73							0.00		1.73
35/Yacone	01/10/17	7,130w	0.06	1.73							0.00		1.73
35/Yacone	01/10/17	7,130w	0.06	1.73							0.00		1.73
35/Yacone	01/10/17	7,130w	0.06	1.73							0.00		1.73
35/Yacone	01/10/17	7,130w	0.06	1.73							0.00		1.73
35/Yacone	01/10/17	7,130w	0.06	1.73							0.00		1.73
58/Sternick	01/10/17	7,130w	0.16	4.38							0.00		4.38
58/Sternick	01/10/17	7,130w	0.16	4.38							0.00		4.38
58/Sternick	01/10/17	7,130w	0.16	4.38							0.00		4.38
58/Sternick	01/10/17	7,130w	0.16	4.38							0.00		4.38
58/Sternick	01/10/17	7,130w	0.16	4.38							0.00		4.38
58/Sternick	01/10/17	7,130w	0.16	4.38							0.00		4.38
58/Sternick	01/10/17	7,130w	0.16	4.38							0.00		4.38
58/Sternick	01/10/17	7,130w	0.16	4.38							0.00		4.38
58/Sternick	01/10/17	7,130w	0.16	4.38							0.00		4.38
Belle Glade Ct Sub Total				1.80	\$48.90		\$0.00			\$0.00	\$0.00		\$48.90
RM015 / Benjamin Place													

2/1/2018

63

Comprehensive Detail by Task/Location

1172 / Inlet Inspection					Equipment	Eqp Hr/MI	Eqp Cost	Material	Mat Used	Mat Cost	Contractor Cost	Overhead Cost	Total
Labor Hrs	Labor Cost												
58/Sternick	01/11/17	7,130w	0.11	2.83							0.00		2.83
58/Sternick	01/11/17	7,130w	0.11	2.83							0.00		2.83
58/Sternick	01/11/17	7,130w	0.11	2.83							0.00		2.83
58/Sternick	01/11/17	7,130w	0.11	2.83							0.00		2.83
58/Sternick	01/11/17	7,130w	0.11	2.83							0.00		2.83
58/Sternick	01/11/17	7,130w	0.11	2.83							0.00		2.83
58/Sternick	01/11/17	7,130w	0.11	2.83							0.00		2.83
58/Sternick	01/11/17	7,130w	0.11	2.83							0.00		2.83
86/Ettore	01/11/17	7,130w	0.11	2.17							0.00		2.17
86/Ettore	01/11/17	7,130w	0.11	2.17							0.00		2.17
86/Ettore	01/11/17	7,130w	0.11	2.17							0.00		2.17
86/Ettore	01/11/17	7,130w	0.11	2.17							0.00		2.17
86/Ettore	01/11/17	7,130w	0.11	2.17							0.00		2.17
86/Ettore	01/11/17	7,130w	0.11	2.17							0.00		2.17
86/Ettore	01/11/17	7,130w	0.11	2.17							0.00		2.17
86/Ettore	01/11/17	7,130w	0.11	2.17							0.00		2.17
86/Ettore	01/11/17	7,130w	0.11	2.17							0.00		2.17
Benjamin Place Sub Total				1.89	\$44.93		\$0.00			\$0.00	\$0.00		\$44.93
RM017 / Bernard Street													
25/Pucciarelli	02/07/17	7,239w	0.07	2.04							0.00		2.04
25/Pucciarelli	02/07/17	7,239w	0.07	2.04							0.00		2.04
25/Pucciarelli	02/07/17	7,239w	0.07	2.04							0.00		2.04
25/Pucciarelli	02/07/17	7,239w	0.07	2.04							0.00		2.04
25/Pucciarelli	02/07/17	7,239w	0.07	2.04							0.00		2.04
25/Pucciarelli	02/07/17	7,239w	0.07	2.04							0.00		2.04
25/Pucciarelli	02/07/17	7,239w	0.07	2.04							0.00		2.04
25/Pucciarelli	02/07/17	7,239w	0.07	2.04							0.00		2.04
25/Pucciarelli	02/07/17	7,239w	0.07	2.04							0.00		2.04
25/Pucciarelli	02/07/17	7,239w	0.07	2.04							0.00		2.04
25/Pucciarelli	02/07/17	7,239w	0.07	2.04							0.00		2.04
25/Pucciarelli	02/07/17	7,239w	0.07	2.04							0.00		2.04
25/Pucciarelli	02/07/17	7,239w	0.07	2.04							0.00		2.04
25/Pucciarelli	02/07/17	7,239w	0.07	2.04							0.00		2.04
25/Pucciarelli	02/07/17	7,239w	0.07	2.04							0.00		2.04
25/Pucciarelli	02/07/17	7,239w	0.07	2.04							0.00		2.04
25/Pucciarelli	02/07/17	7,239w	0.07	2.04							0.00		2.04

2/1/2018

64

Comprehensive Detail by Task/Location

1172 / Inlet Inspection				Equipment	Eqp Hr/Ml	Eqp Cost	Material	Mat Used	Mat Cost	Contractor Cost	Overhead Cost	Total
Labor Hrs	Labor Cost											
RM019 / Black Point Road												
58/Sternick	01/17/17	7,130w	0.10	2.68						0.00		2.68
58/Sternick	01/17/17	7,130w	0.10	2.68						0.00		2.68
58/Sternick	01/17/17	7,130w	0.10	2.68						0.00		2.68
58/Sternick	01/17/17	7,130w	0.10	2.68						0.00		2.68
58/Sternick	01/17/17	7,130w	0.10	2.68						0.00		2.68
58/Sternick	01/17/17	7,130w	0.10	2.68						0.00		2.68
58/Sternick	01/17/17	7,130w	0.10	2.68						0.00		2.68
58/Sternick	01/17/17	7,130w	0.10	2.68						0.00		2.68
58/Sternick	01/17/17	7,130w	0.10	2.68						0.00		2.68
58/Sternick	01/17/17	7,130w	0.10	2.68						0.00		2.68
80/Daniels	01/17/17	7,130w	0.10	2.35						0.00		2.35
80/Daniels	01/17/17	7,130w	0.10	2.35						0.00		2.35
80/Daniels	01/17/17	7,130w	0.10	2.35						0.00		2.35
80/Daniels	01/17/17	7,130w	0.10	2.35						0.00		2.35
80/Daniels	01/17/17	7,130w	0.10	2.35						0.00		2.35
80/Daniels	01/17/17	7,130w	0.10	2.35						0.00		2.35
80/Daniels	01/17/17	7,130w	0.10	2.35						0.00		2.35
80/Daniels	01/17/17	7,130w	0.10	2.35						0.00		2.35
80/Daniels	01/17/17	7,130w	0.10	2.35						0.00		2.35
80/Daniels	01/17/17	7,130w	0.10	2.35						0.00		2.35
Black Point Road Sub Total			2.20	\$55.36					\$0.00	\$0.00		\$55.36
RM020 / Blackfoot Trail												
80/Daniels	02/27/17	7,331w	0.06	1.38						0.00		1.38
80/Daniels	02/27/17	7,331w	0.06	1.38						0.00		1.38
80/Daniels	02/27/17	7,331w	0.06	1.38						0.00		1.38
80/Daniels	02/27/17	7,331w	0.06	1.38						0.00		1.38
Blackfoot Trail Sub Total			0.24	\$5.53					\$0.00	\$0.00		\$5.53

2/1/2018

67

Comprehensive Detail by Task/Location

1172 / Inlet Inspection				Equipment	Eqp Hr/Ml	Eqp Cost	Material	Mat Used	Mat Cost	Contractor Cost	Overhead Cost	Total
Labor Hrs	Labor Cost											
RM021 / Blue Grass Blvd												
58/Sternick	02/03/17	7,239w	0.07	1.82						0.00		1.82
58/Sternick	02/03/17	7,239w	0.07	1.82						0.00		1.82
58/Sternick	02/03/17	7,239w	0.07	1.82						0.00		1.82
58/Sternick	02/03/17	7,239w	0.07	1.82						0.00		1.82
58/Sternick	02/03/17	7,239w	0.07	1.82						0.00		1.82
58/Sternick	02/03/17	7,239w	0.07	1.82						0.00		1.82
58/Sternick	02/03/17	7,239w	0.07	1.82						0.00		1.82
58/Sternick	02/03/17	7,239w	0.07	1.82						0.00		1.82
58/Sternick	02/03/17	7,239w	0.07	1.82						0.00		1.82
58/Sternick	02/03/17	7,239w	0.07	1.82						0.00		1.82
58/Sternick	02/03/17	7,239w	0.07	1.82						0.00		1.82
58/Sternick	02/03/17	7,239w	0.07	1.82						0.00		1.82
58/Sternick	02/03/17	7,239w	0.07	1.82						0.00		1.82
58/Sternick	02/03/17	7,239w	0.07	1.82						0.00		1.82
58/Sternick	02/03/17	7,239w	0.07	1.82						0.00		1.82
58/Sternick	02/03/17	7,239w	0.07	1.82						0.00		1.82
58/Sternick	02/03/17	7,239w	0.07	1.82						0.00		1.82
58/Sternick	02/03/17	7,239w	0.07	1.82						0.00		1.82
58/Sternick	02/03/17	7,239w	0.07	1.82						0.00		1.82
58/Sternick	02/03/17	7,239w	0.07	1.82						0.00		1.82
58/Sternick	02/03/17	7,239w	0.07	1.82						0.00		1.82
58/Sternick	02/03/17	7,239w	0.07	1.82						0.00		1.82
80/Daniels	02/03/17	7,239w	0.07	1.59						0.00		1.59
80/Daniels	02/03/17	7,239w	0.07	1.59						0.00		1.59
80/Daniels	02/03/17	7,239w	0.07	1.59						0.00		1.59
80/Daniels	02/03/17	7,239w	0.07	1.59						0.00		1.59
80/Daniels	02/03/17	7,239w	0.07	1.59						0.00		1.59
80/Daniels	02/03/17	7,239w	0.07	1.59						0.00		1.59
80/Daniels	02/03/17	7,239w	0.07	1.59						0.00		1.59
80/Daniels	02/03/17	7,239w	0.07	1.59						0.00		1.59
80/Daniels	02/03/17	7,239w	0.07	1.59						0.00		1.59
80/Daniels	02/03/17	7,239w	0.07	1.59						0.00		1.59
80/Daniels	02/03/17	7,239w	0.07	1.59						0.00		1.59
80/Daniels	02/03/17	7,239w	0.07	1.59						0.00		1.59
80/Daniels	02/03/17	7,239w	0.07	1.59						0.00		1.59
80/Daniels	02/03/17	7,239w	0.07	1.59						0.00		1.59
80/Daniels	02/03/17	7,239w	0.07	1.59						0.00		1.59

2/1/2018

68

Township of Branchburg

Reporting Dates Year 2017

Comprehensive Detail by Task/Location

1172 / Inlet Inspection					Eqp	Eqp		Mat	Mat	Contractor	Overhead	Total
		Labor Hrs	Labor Cost	Equipment	Hr/Mi	Cost	Material	Used	Cost	Cost	Cost	
80/Daniels	02/03/17	7,239w	0.07							0.00		1.59
80/Daniels	02/03/17	7,239w	0.07							0.00		1.59
80/Daniels	02/03/17	7,239w	0.07							0.00		1.59
80/Daniels	02/03/17	7,239w	0.07							0.00		1.59
80/Daniels	02/03/17	7,239w	0.07							0.00		1.59
Blue Grass Blvd Sub Total		2.71	\$68.24			\$0.00			\$0.00		\$0.00	\$68.24
RM022 / Blue Jay Ct												
58/Sternick	02/15/17	7,239w	0.08							0.00		2.04
58/Sternick	02/15/17	7,239w	0.08							0.00		2.04
58/Sternick	02/15/17	7,239w	0.08							0.00		2.04
58/Sternick	02/15/17	7,239w	0.08							0.00		2.04
58/Sternick	02/15/17	7,239w	0.08							0.00		2.04
58/Sternick	02/15/17	7,239w	0.08							0.00		2.04
58/Sternick	02/15/17	7,239w	0.08							0.00		2.04
80/Daniels	02/15/17	7,239w	0.08							0.00		1.79
80/Daniels	02/15/17	7,239w	0.08							0.00		1.79
80/Daniels	02/15/17	7,239w	0.08							0.00		1.79
80/Daniels	02/15/17	7,239w	0.08							0.00		1.79
80/Daniels	02/15/17	7,239w	0.08							0.00		1.79
80/Daniels	02/15/17	7,239w	0.08							0.00		1.79
Blue Jay Ct Sub Total		0.91	\$23.01			\$0.00			\$0.00		\$0.00	\$23.01
RM023 / Bowman Ct												
58/Sternick	01/31/17	7,163w	0.07							0.00		1.95
58/Sternick	01/31/17	7,163w	0.07							0.00		1.95
73/LaBar	01/31/17	7,163w	0.07							0.00		1.77
73/LaBar	01/31/17	7,163w	0.07							0.00		1.77
Bowman Ct Sub Total		0.29	\$7.45			\$0.00			\$0.00		\$0.00	\$7.45
RM025 / Branch Drive												
58/Sternick	01/26/17	7,163w	0.11							0.00		2.86
58/Sternick	01/26/17	7,163w	0.11							0.00		2.86

69

2/1/2018

Township of Branchburg

Reporting Dates Year 2017

Comprehensive Detail by Task/Location

1172 / Inlet Inspection					Eqp	Eqp		Mat	Mat	Contractor	Overhead	Total
		Labor Hrs	Labor Cost	Equipment	Hr/Mi	Cost	Material	Used	Cost	Cost	Cost	
58/Sternick	01/26/17	7,163w	0.11							0.00		2.86
58/Sternick	01/26/17	7,163w	0.11							0.00		2.86
58/Sternick	01/26/17	7,163w	0.11							0.00		2.86
58/Sternick	01/26/17	7,163w	0.11							0.00		2.86
58/Sternick	01/26/17	7,163w	0.11							0.00		2.86
73/LaBar	01/26/17	7,163w	0.11							0.00		2.60
73/LaBar	01/26/17	7,163w	0.11							0.00		2.60
73/LaBar	01/26/17	7,163w	0.11							0.00		2.60
73/LaBar	01/26/17	7,163w	0.11							0.00		2.60
73/LaBar	01/26/17	7,163w	0.11							0.00		2.60
73/LaBar	01/26/17	7,163w	0.11							0.00		2.60
Branch Drive Sub Total		1.49	\$38.25			\$0.00			\$0.00		\$0.00	\$38.25
RM026 / Brandon Court												
58/Sternick	01/20/17	7,163w	0.07							0.00		1.76
58/Sternick	01/20/17	7,163w	0.07							0.00		1.76
58/Sternick	01/20/17	7,163w	0.07							0.00		1.76
58/Sternick	01/20/17	7,163w	0.07							0.00		1.76
58/Sternick	01/20/17	7,163w	0.07							0.00		1.76
58/Sternick	01/20/17	7,163w	0.07							0.00		1.76
58/Sternick	01/20/17	7,163w	0.07							0.00		1.76
58/Sternick	01/20/17	7,163w	0.07							0.00		1.76
58/Sternick	01/20/17	7,163w	0.07							0.00		1.76
58/Sternick	01/20/17	7,163w	0.07							0.00		1.76
58/Sternick	01/20/17	7,163w	0.07							0.00		1.76
58/Sternick	01/20/17	7,163w	0.07							0.00		1.76
58/Sternick	01/20/17	7,163w	0.07							0.00		1.76
58/Sternick	01/20/17	7,163w	0.07							0.00		1.76
58/Sternick	01/20/17	7,163w	0.07							0.00		1.76
58/Sternick	01/20/17	7,163w	0.07							0.00		1.76
58/Sternick	01/20/17	7,163w	0.07							0.00		1.76
58/Sternick	01/20/17	7,163w	0.07							0.00		1.76
58/Sternick	01/20/17	7,163w	0.07							0.00		1.76

70

2/1/2018

Comprehensive Detail by Task/Location

1172 / Inlet Inspection						Eqp	Eqp		Mat	Mat	Contractor	Overhead	Total
	Labor Hrs	Labor Cost	Equipment	Hr/Mi	Cost	Material	Used	Cost	Cost	Cost	Cost		
86/Ettore	01/20/17	7,163w	0.07	1.35						0.00	1.35		
86/Ettore	01/20/17	7,163w	0.07	1.35					0.00	1.35			
86/Ettore	01/20/17	7,163w	0.07	1.35					0.00	1.35			
86/Ettore	01/20/17	7,163w	0.07	1.35					0.00	1.35			
86/Ettore	01/20/17	7,163w	0.07	1.35					0.00	1.35			
86/Ettore	01/20/17	7,163w	0.07	1.35					0.00	1.35			
86/Ettore	01/20/17	7,163w	0.07	1.35					0.00	1.35			
86/Ettore	01/20/17	7,163w	0.07	1.35					0.00	1.35			
86/Ettore	01/20/17	7,163w	0.07	1.35					0.00	1.35			
86/Ettore	01/20/17	7,163w	0.07	1.35					0.00	1.35			
86/Ettore	01/20/17	7,163w	0.07	1.35					0.00	1.35			
86/Ettore	01/20/17	7,163w	0.07	1.35					0.00	1.35			
86/Ettore	01/20/17	7,163w	0.07	1.35					0.00	1.35			
58/Sternick	01/31/17	7,163w	0.07	1.95					0.00	1.95			
58/Sternick	01/31/17	7,163w	0.07	1.95					0.00	1.95			
73/LaBar	01/31/17	7,163w	0.07	1.77					0.00	1.77			
73/LaBar	01/31/17	7,163w	0.07	1.77					0.00	1.77			
Brandon Court Sub Total							\$0.00		\$0.00	\$0.00	\$0.00	\$166.07	
RM028 / Breezy Point Rd													
58/Sternick	01/04/17	7,130w	0.07	1.95	49	0.07	0.73			0.00	2.68		
58/Sternick	01/04/17	7,130w	0.07	1.95	49	0.07	0.73			0.00	2.68		
58/Sternick	01/04/17	7,130w	0.07	1.95	49	0.07	0.73			0.00	2.68		
Breezy Point Rd Sub Total							\$2.18		\$0.00	\$0.00	\$0.00	\$8.04	
RM029 / Briar Way													
58/Sternick	01/11/17	7,130w	0.11	2.83						0.00	2.83		
58/Sternick	01/11/17	7,130w	0.11	2.83						0.00	2.83		
58/Sternick	01/11/17	7,130w	0.11	2.83						0.00	2.83		
58/Sternick	01/11/17	7,130w	0.11	2.83						0.00	2.83		
58/Sternick	01/11/17	7,130w	0.11	2.83						0.00	2.83		
58/Sternick	01/11/17	7,130w	0.11	2.83						0.00	2.83		
58/Sternick	01/11/17	7,130w	0.11	2.83						0.00	2.83		
58/Sternick	01/11/17	7,130w	0.11	2.83						0.00	2.83		
58/Sternick	01/11/17	7,130w	0.11	2.83						0.00	2.83		
58/Sternick	01/11/17	7,130w	0.11	2.83						0.00	2.83		
58/Sternick	01/11/17	7,130w	0.11	2.83						0.00	2.83		
58/Sternick	01/11/17	7,130w	0.11	2.83						0.00	2.83		

Township of Branchburg

Comprehensive Detail by Task/Location

1172 / Inlet Inspection						Eqp	Eqp		Mat	Mat	Contractor	Overhead	Total
	Labor Hrs	Labor Cost	Equipment	Hr/Mi	Cost	Material	Used	Cost	Cost	Cost	Cost		
58/Sternick	01/11/17	7,130w	0.11	2.83						0.00	2.83		
58/Sternick	01/11/17	7,130w	0.11	2.83						0.00	2.83		
58/Sternick	01/11/17	7,130w	0.11	2.83						0.00	2.83		
58/Sternick	01/11/17	7,130w	0.11	2.83						0.00	2.83		
58/Sternick	01/11/17	7,130w	0.11	2.83						0.00	2.83		
58/Sternick	01/11/17	7,130w	0.11	2.83						0.00	2.83		
58/Sternick	01/11/17	7,130w	0.11	2.83						0.00	2.83		
58/Sternick	01/11/17	7,130w	0.11	2.83						0.00	2.83		
58/Sternick	01/11/17	7,130w	0.11	2.83						0.00	2.83		
58/Sternick	01/11/17	7,130w	0.11	2.83						0.00	2.83		
58/Sternick	01/11/17	7,130w	0.11	2.83						0.00	2.83		
58/Sternick	01/11/17	7,130w	0.11	2.83						0.00	2.83		
58/Sternick	01/11/17	7,130w	0.11	2.83						0.00	2.83		
58/Sternick	01/11/17	7,130w	0.11	2.83						0.00	2.83		
58/Sternick	01/11/17	7,130w	0.11	2.83						0.00	2.83		
58/Sternick	01/11/17	7,130w	0.11	2.83						0.00	2.83		
58/Sternick	01/11/17	7,130w	0.11	2.83						0.00	2.83		
58/Sternick	01/11/17	7,130w	0.11	2.83						0.00	2.83		
58/Sternick	01/11/17	7,130w	0.11	2.83						0.00	2.83		
58/Sternick	01/11/17	7,130w	0.11	2.83						0.00	2.83		
58/Sternick	01/11/17	7,130w	0.11	2.83						0.00	2.83		
58/Sternick	01/11/17	7,130w	0.11	2.83						0.00	2.83		
86/Ettore	01/11/17	7,130w	0.11	2.17						0.00	2.17		
86/Ettore	01/11/17	7,130w	0.11	2.17						0.00	2.17		
86/Ettore	01/11/17	7,130w	0.11	2.17						0.00	2.17		
86/Ettore	01/11/17	7,130w	0.11	2.17						0.00	2.17		
86/Ettore	01/11/17	7,130w	0.11	2.17						0.00	2.17		
86/Ettore	01/11/17	7,130w	0.11	2.17						0.00	2.17		
86/Ettore	01/11/17	7,130w	0.11	2.17						0.00	2.17		
86/Ettore	01/11/17	7,130w	0.11	2.17						0.00	2.17		
86/Ettore	01/11/17	7,130w	0.11	2.17						0.00	2.17		
86/Ettore	01/11/17	7,130w	0.11	2.17						0.00	2.17		
86/Ettore	01/11/17	7,130w	0.11	2.17						0.00	2.17		
86/Ettore	01/11/17	7,130w	0.11	2.17						0.00	2.17		
86/Ettore	01/11/17	7,130w	0.11	2.17						0.00	2.17		
86/Ettore	01/11/17	7,130w	0.11	2.17						0.00	2.17		
86/Ettore	01/11/17	7,130w	0.11	2.17						0.00	2.17		

Comprehensive Detail by Task/Location

1172 / Inlet Inspection					Eqp	Eqp		Mat	Mat	Contractor	Overhead	Total
Labor Hrs	Labor Cost	Equipment	Hr/MI	Cost	Material	Used	Cost	Cost	Cost	Cost		
										\$0.00		
RM026 / Carlisle Rd												
58/Sternick	02/15/17	7,239w	0.08	2.04						0.00		2.04
58/Sternick	02/15/17	7,239w	0.08	2.04						0.00		2.04
58/Sternick	02/15/17	7,239w	0.08	2.04						0.00		2.04
58/Sternick	02/15/17	7,239w	0.08	2.04						0.00		2.04
58/Sternick	02/15/17	7,239w	0.08	2.04						0.00		2.04
58/Sternick	02/15/17	7,239w	0.08	2.04						0.00		2.04
80/Daniels	02/15/17	7,239w	0.08	1.79						0.00		1.79
80/Daniels	02/15/17	7,239w	0.08	1.79						0.00		1.79
80/Daniels	02/15/17	7,239w	0.08	1.79						0.00		1.79
80/Daniels	02/15/17	7,239w	0.08	1.79						0.00		1.79
80/Daniels	02/15/17	7,239w	0.08	1.79						0.00		1.79
80/Daniels	02/15/17	7,239w	0.08	1.79						0.00		1.79
Carlisle Rd Sub Total	0.91	\$23.01					\$0.00		\$0.00		\$0.00	\$23.01
RM037 / Carol Jean Way												
58/Sternick	02/22/17	7,331w	0.09	2.33						0.00		2.33
58/Sternick	02/22/17	7,331w	0.09	2.33						0.00		2.33
58/Sternick	02/22/17	7,331w	0.09	2.33						0.00		2.33
58/Sternick	02/22/17	7,331w	0.09	2.33						0.00		2.33
58/Sternick	02/22/17	7,331w	0.09	2.33						0.00		2.33
58/Sternick	02/22/17	7,331w	0.09	2.33						0.00		2.33
58/Sternick	02/22/17	7,331w	0.09	2.33						0.00		2.33
58/Sternick	02/22/17	7,331w	0.09	2.33						0.00		2.33
58/Sternick	02/22/17	7,331w	0.09	2.33						0.00		2.33
58/Sternick	02/22/17	7,331w	0.09	2.33						0.00		2.33
58/Sternick	02/22/17	7,331w	0.09	2.33						0.00		2.33
58/Sternick	02/22/17	7,331w	0.09	2.33						0.00		2.33
58/Sternick	02/22/17	7,331w	0.09	2.33						0.00		2.33
58/Sternick	02/22/17	7,331w	0.09	2.33						0.00		2.33
58/Sternick	02/22/17	7,331w	0.09	2.33						0.00		2.33
80/Daniels	02/22/17	7,331w	0.09	2.04						0.00		2.04
80/Daniels	02/22/17	7,331w	0.09	2.04						0.00		2.04
80/Daniels	02/22/17	7,331w	0.09	2.04						0.00		2.04
80/Daniels	02/22/17	7,331w	0.09	2.04						0.00		2.04

2/1/2018

Comprehensive Detail by Task/Location

1172 / Inlet Inspection					Eqp	Eqp		Mat	Mat	Contractor	Overhead	Total
Labor Hrs	Labor Cost	Equipment	Hr/MI	Cost	Material	Used	Cost	Cost	Cost	Cost		
										0.00		2.04
80/Daniels	02/22/17	7,331w	0.09	2.04						0.00		2.04
80/Daniels	02/22/17	7,331w	0.09	2.04						0.00		2.04
80/Daniels	02/22/17	7,331w	0.09	2.04						0.00		2.04
80/Daniels	02/22/17	7,331w	0.09	2.04						0.00		2.04
80/Daniels	02/22/17	7,331w	0.09	2.04						0.00		2.04
80/Daniels	02/22/17	7,331w	0.09	2.04						0.00		2.04
80/Daniels	02/22/17	7,331w	0.09	2.04						0.00		2.04
80/Daniels	02/22/17	7,331w	0.09	2.04						0.00		2.04
80/Daniels	02/22/17	7,331w	0.09	2.04						0.00		2.04
Carol Jean Way Sub Total	2.26	\$56.89					\$0.00		\$0.00		\$0.00	\$56.89
RM038 / Carriage Hill Rd.												
58/Sternick	01/25/17	7,163w	0.10	2.75						0.00		2.75
58/Sternick	01/25/17	7,163w	0.10	2.75						0.00		2.75
58/Sternick	01/25/17	7,163w	0.10	2.75						0.00		2.75
58/Sternick	01/25/17	7,163w	0.10	2.75						0.00		2.75
58/Sternick	01/25/17	7,163w	0.10	2.75						0.00		2.75
58/Sternick	01/25/17	7,163w	0.10	2.75						0.00		2.75
58/Sternick	01/25/17	7,163w	0.10	2.75						0.00		2.75
58/Sternick	01/25/17	7,163w	0.10	2.75						0.00		2.75
58/Sternick	01/25/17	7,163w	0.10	2.75						0.00		2.75
58/Sternick	01/25/17	7,163w	0.10	2.75						0.00		2.75
58/Sternick	01/25/17	7,163w	0.10	2.75						0.00		2.75
58/Sternick	01/25/17	7,163w	0.10	2.75						0.00		2.75
58/Sternick	01/25/17	7,163w	0.10	2.75						0.00		2.75
58/Sternick	01/25/17	7,163w	0.10	2.75						0.00		2.75
58/Sternick	01/25/17	7,163w	0.10	2.75						0.00		2.75
58/Sternick	01/25/17	7,163w	0.10	2.75						0.00		2.75
58/Sternick	01/25/17	7,163w	0.10	2.75						0.00		2.75
58/Sternick	01/25/17	7,163w	0.10	2.75						0.00		2.75
58/Sternick	01/25/17	7,163w	0.10	2.75						0.00		2.75
58/Sternick	01/25/17	7,163w	0.10	2.75						0.00		2.75
73/LaBar	01/25/17	7,163w	0.10	2.50						0.00		2.50
73/LaBar	01/25/17	7,163w	0.10	2.50						0.00		2.50
73/LaBar	01/25/17	7,163w	0.10	2.50						0.00		2.50
73/LaBar	01/25/17	7,163w	0.10	2.50						0.00		2.50
73/LaBar	01/25/17	7,163w	0.10	2.50						0.00		2.50
73/LaBar	01/25/17	7,163w	0.10	2.50						0.00		2.50
73/LaBar	01/25/17	7,163w	0.10	2.50						0.00		2.50
73/LaBar	01/25/17	7,163w	0.10	2.50						0.00		2.50
73/LaBar	01/25/17	7,163w	0.10	2.50						0.00		2.50

2/1/2018

Comprehensive Detail by Task/Location

1172 / Inlet Inspection					Equip	Equip	Material	Mat	Mat	Contractor	Overhead	Total
	Labor Hrs	Labor Cost	Equipment	Hr/MI	Cost		Used	Cost	Cost	Cost		
73/LaBar	01/25/17	7,163w	0.10	2.50					0.00		2.50	
73/LaBar	01/25/17	7,163w	0.10	2.50					0.00		2.50	
73/LaBar	01/25/17	7,163w	0.10	2.50					0.00		2.50	
73/LaBar	01/25/17	7,163w	0.10	2.50					0.00		2.50	
73/LaBar	01/25/17	7,163w	0.10	2.50					0.00		2.50	
73/LaBar	01/25/17	7,163w	0.10	2.50					0.00		2.50	
73/LaBar	01/25/17	7,163w	0.10	2.50					0.00		2.50	
73/LaBar	01/25/17	7,163w	0.10	2.50					0.00		2.50	
73/LaBar	01/25/17	7,163w	0.10	2.50					0.00		2.50	
Carriage Hill Rd. Sub Total	3.28	\$84.07			\$0.00			\$0.00		\$0.00	\$84.07	
RM039 / Caruso Court												
58/Sternick	01/04/17	7,130w	0.07	1.95	49	0.07	0.73		0.00		2.68	
58/Sternick	01/04/17	7,130w	0.07	1.95	49	0.07	0.73		0.00		2.68	
58/Sternick	01/04/17	7,130w	0.07	1.95	49	0.07	0.73		0.00		2.68	
58/Sternick	01/04/17	7,130w	0.07	1.95	49	0.07	0.73		0.00		2.68	
58/Sternick	01/04/17	7,130w	0.07	1.95	49	0.07	0.73		0.00		2.68	
58/Sternick	01/04/17	7,130w	0.07	1.95	49	0.07	0.73		0.00		2.68	
58/Sternick	01/04/17	7,130w	0.07	1.95	49	0.07	0.73		0.00		2.68	
58/Sternick	01/04/17	7,130w	0.07	1.95	49	0.07	0.73		0.00		2.68	
Caruso Court Sub Total	0.58	\$15.62			\$5.82			\$0.00		\$0.00	\$21.43	
RM040 / Cascades Terrace												
58/Sternick	02/15/17	7,239w	0.08	2.04					0.00		2.04	
58/Sternick	02/15/17	7,239w	0.08	2.04					0.00		2.04	
58/Sternick	02/15/17	7,239w	0.08	2.04					0.00		2.04	
58/Sternick	02/15/17	7,239w	0.08	2.04					0.00		2.04	
58/Sternick	02/15/17	7,239w	0.08	2.04					0.00		2.04	
58/Sternick	02/15/17	7,239w	0.08	2.04					0.00		2.04	
58/Sternick	02/15/17	7,239w	0.08	2.04					0.00		2.04	
58/Sternick	02/15/17	7,239w	0.08	2.04					0.00		2.04	
58/Sternick	02/15/17	7,239w	0.08	2.04					0.00		2.04	
58/Sternick	02/15/17	7,239w	0.08	2.04					0.00		2.04	
58/Sternick	02/15/17	7,239w	0.08	2.04					0.00		2.04	
58/Sternick	02/15/17	7,239w	0.08	2.04					0.00		2.04	
58/Sternick	02/15/17	7,239w	0.08	2.04					0.00		2.04	
58/Sternick	02/15/17	7,239w	0.08	2.04					0.00		2.04	

Comprehensive Detail by Task/Location

1172 / Inlet Inspection					Equip	Equip	Material	Mat	Mat	Contractor	Overhead	Total
	Labor Hrs	Labor Cost	Equipment	Hr/MI	Cost		Used	Cost	Cost	Cost		
80/Daniels	02/15/17	7,239w	0.08	1.79					0.00		1.79	
80/Daniels	02/15/17	7,239w	0.08	1.79					0.00		1.79	
80/Daniels	02/15/17	7,239w	0.08	1.79					0.00		1.79	
80/Daniels	02/15/17	7,239w	0.08	1.79					0.00		1.79	
80/Daniels	02/15/17	7,239w	0.08	1.79					0.00		1.79	
80/Daniels	02/15/17	7,239w	0.08	1.79					0.00		1.79	
80/Daniels	02/15/17	7,239w	0.08	1.79					0.00		1.79	
80/Daniels	02/15/17	7,239w	0.08	1.79					0.00		1.79	
80/Daniels	02/15/17	7,239w	0.08	1.79					0.00		1.79	
80/Daniels	02/15/17	7,239w	0.08	1.79					0.00		1.79	
Cascades Terrace Sub Total	1.52	\$38.35			\$0.00			\$0.00		\$0.00	\$38.35	
RM041 / Case Rd												
58/Sternick	01/18/17	7,163w	0.11	2.90					0.00		2.90	
58/Sternick	01/18/17	7,163w	0.11	2.90					0.00		2.90	
58/Sternick	01/18/17	7,163w	0.11	2.90					0.00		2.90	
58/Sternick	01/18/17	7,163w	0.11	2.90					0.00		2.90	
58/Sternick	01/18/17	7,163w	0.11	2.90					0.00		2.90	
58/Sternick	01/18/17	7,163w	0.11	2.90					0.00		2.90	
58/Sternick	01/18/17	7,163w	0.11	2.90					0.00		2.90	
58/Sternick	01/18/17	7,163w	0.11	2.90					0.00		2.90	
58/Sternick	01/18/17	7,163w	0.11	2.90					0.00		2.90	
58/Sternick	01/18/17	7,163w	0.11	2.90					0.00		2.90	
58/Sternick	01/18/17	7,163w	0.11	2.90					0.00		2.90	
86/Ettore	01/18/17	7,163w	0.11	2.23					0.00		2.23	
86/Ettore	01/18/17	7,163w	0.11	2.23					0.00		2.23	
86/Ettore	01/18/17	7,163w	0.11	2.23					0.00		2.23	
86/Ettore	01/18/17	7,163w	0.11	2.23					0.00		2.23	
86/Ettore	01/18/17	7,163w	0.11	2.23					0.00		2.23	
86/Ettore	01/18/17	7,163w	0.11	2.23					0.00		2.23	
86/Ettore	01/18/17	7,163w	0.11	2.23					0.00		2.23	
86/Ettore	01/18/17	7,163w	0.11	2.23					0.00		2.23	
86/Ettore	01/18/17	7,163w	0.11	2.23					0.00		2.23	
86/Ettore	01/18/17	7,163w	0.11	2.23					0.00		2.23	
86/Ettore	01/18/17	7,163w	0.11	2.23					0.00		2.23	
86/Ettore	01/18/17	7,163w	0.11	2.23					0.00		2.23	
86/Ettore	01/18/17	7,163w	0.11	2.23					0.00		2.23	
86/Ettore	01/18/17	7,163w	0.11	2.23					0.00		2.23	
86/Ettore	01/18/17	7,163w	0.11	2.23					0.00		2.23	
86/Ettore	01/18/17	7,163w	0.11	2.23					0.00		2.23	

Township of Branchburg

Reporting Dates Year 2017

Comprehensive Detail by Task/Location

1172 / Inlet Inspection		Labor Hrs	Labor Cost	Equipment	Eqp Hr/MI	Eqp Cost	Material	Mat Used	Mat Cost	Contractor Cost	Overhead Cost	Total
80/Daniels	02/16/17	7,239w	0.09							0.00		2.19
80/Daniels	02/16/17	7,239w	0.09							0.00		2.19
Century Lane Sub Total		1.26	\$31.08			\$0.00			\$0.00	\$0.00	\$0.00	\$31.08
RM046 / Chambers Brook Road												
80/Daniels	02/23/17	7,331w	0.06							0.00		1.46
80/Daniels	02/23/17	7,331w	0.06							0.00		1.46
80/Daniels	02/23/17	7,331w	0.06							0.00		1.46
80/Daniels	02/23/17	7,331w	0.06							0.00		1.46
80/Daniels	02/23/17	7,331w	0.06							0.00		1.46
80/Daniels	02/23/17	7,331w	0.06							0.00		1.46
80/Daniels	02/23/17	7,331w	0.06							0.00		1.46
80/Daniels	02/23/17	7,331w	0.06							0.00		1.46
80/Daniels	02/23/17	7,331w	0.06							0.00		1.46
80/Daniels	02/23/17	7,331w	0.06							0.00		1.46
80/Daniels	02/23/17	7,331w	0.06							0.00		1.46
80/Daniels	02/23/17	7,331w	0.06							0.00		1.46
80/Daniels	02/23/17	7,331w	0.06							0.00		1.46
80/Daniels	02/23/17	7,331w	0.06							0.00		1.46
25/Pucciarelli	02/24/17	7,331w	0.06							0.00		1.57
58/Sternick	02/24/17	7,331w	0.06							0.00		1.57
Chambers Brook Road Sub Total		0.99	\$23.61			\$0.00			\$0.00	\$0.00	\$0.00	\$23.61
RM047 / Champlons Circle												
58/Sternick	02/03/17	7,239w	0.07							0.00		1.82
58/Sternick	02/03/17	7,239w	0.07							0.00		1.82
58/Sternick	02/03/17	7,239w	0.07							0.00		1.82
58/Sternick	02/03/17	7,239w	0.07							0.00		1.82
58/Sternick	02/03/17	7,239w	0.07							0.00		1.82
58/Sternick	02/03/17	7,239w	0.07							0.00		1.82
58/Sternick	02/03/17	7,239w	0.07							0.00		1.82
58/Sternick	02/03/17	7,239w	0.07							0.00		1.82
58/Sternick	02/03/17	7,239w	0.07							0.00		1.82
80/Daniels	02/03/17	7,239w	0.07							0.00		1.59

2/1/2018

Township of Branchburg

Reporting Dates Year 2017

Comprehensive Detail by Task/Location

1172 / Inlet Inspection		Labor Hrs	Labor Cost	Equipment	Eqp Hr/MI	Eqp Cost	Material	Mat Used	Mat Cost	Contractor Cost	Overhead Cost	Total
80/Daniels	02/03/17	7,239w	0.07							0.00		1.59
80/Daniels	02/03/17	7,239w	0.07							0.00		1.59
80/Daniels	02/03/17	7,239w	0.07							0.00		1.59
80/Daniels	02/03/17	7,239w	0.07							0.00		1.59
80/Daniels	02/03/17	7,239w	0.07							0.00		1.59
80/Daniels	02/03/17	7,239w	0.07							0.00		1.59
80/Daniels	02/03/17	7,239w	0.07							0.00		1.59
Champlons Circle Sub Total		1.08	\$27.30			\$0.00			\$0.00	\$0.00	\$0.00	\$27.30
RM048 / Charlton Ln												
58/Sternick	01/20/17	7,163w	0.07							0.00		1.76
86/Ettore	01/20/17	7,163w	0.07							0.00		1.35
Charlton Ln Sub Total		0.13	\$3.11			\$0.00			\$0.00	\$0.00	\$0.00	\$3.11
RM050 / Chelsey Ct												
58/Sternick	02/03/17	7,239w	0.07							0.00		1.82
58/Sternick	02/03/17	7,239w	0.07							0.00		1.82
58/Sternick	02/03/17	7,239w	0.07							0.00		1.82
80/Daniels	02/03/17	7,239w	0.07							0.00		1.59
80/Daniels	02/03/17	7,239w	0.07							0.00		1.59
80/Daniels	02/03/17	7,239w	0.07							0.00		1.59
Chelsey Ct Sub Total		0.41	\$10.24			\$0.00			\$0.00	\$0.00	\$0.00	\$10.24
RM051 / Cherokee Path												
80/Daniels	02/27/17	7,331w	0.06							0.00		1.38
80/Daniels	02/27/17	7,331w	0.06							0.00		1.38
80/Daniels	02/27/17	7,331w	0.06							0.00		1.38
80/Daniels	02/27/17	7,331w	0.06							0.00		1.38
80/Daniels	02/27/17	7,331w	0.06							0.00		1.38
Cherokee Path Sub Total		0.29	\$6.91			\$0.00			\$0.00	\$0.00	\$0.00	\$6.91

2/1/2018

Township of Branchburg

Reporting Dates Year 2017

Comprehensive Detail by Task/Location

1172 / Inlet Inspection					Eqp	Eqp	Mat	Mat	Contractor	Overhead	Total
Labor Hrs	Labor Cost	Equipment	Hr/Mi	Cost	Material	Used	Cost	Cost	Cost		
RM052 / Cheryl Lane											
58/Sternick	01/11/17	7,130w	0.11	2.83					0.00		2.83
58/Sternick	01/11/17	7,130w	0.11	2.83					0.00		2.83
58/Sternick	01/11/17	7,130w	0.11	2.83					0.00		2.83
58/Sternick	01/11/17	7,130w	0.11	2.83					0.00		2.83
58/Sternick	01/11/17	7,130w	0.11	2.83					0.00		2.83
86/Ettore	01/11/17	7,130w	0.11	2.17					0.00		2.17
86/Ettore	01/11/17	7,130w	0.11	2.17					0.00		2.17
86/Ettore	01/11/17	7,130w	0.11	2.17					0.00		2.17
86/Ettore	01/11/17	7,130w	0.11	2.17					0.00		2.17
86/Ettore	01/11/17	7,130w	0.11	2.17					0.00		2.17
Cheryl Lane Sub Total				1.05	\$24.96			\$0.00	\$0.00		\$24.96
RM054 / Cheyenne Trail											
25/Pucciarelli	02/24/17	7,331w	0.06	1.65					0.00		1.65
25/Pucciarelli	02/24/17	7,331w	0.06	1.65					0.00		1.65
25/Pucciarelli	02/24/17	7,331w	0.06	1.65					0.00		1.65
25/Pucciarelli	02/24/17	7,331w	0.06	1.65					0.00		1.65
25/Pucciarelli	02/24/17	7,331w	0.06	1.65					0.00		1.65
25/Pucciarelli	02/24/17	7,331w	0.06	1.65					0.00		1.65
58/Sternick	02/24/17	7,331w	0.06	1.57					0.00		1.57
58/Sternick	02/24/17	7,331w	0.06	1.57					0.00		1.57
58/Sternick	02/24/17	7,331w	0.06	1.57					0.00		1.57
58/Sternick	02/24/17	7,331w	0.06	1.57					0.00		1.57
58/Sternick	02/24/17	7,331w	0.06	1.57					0.00		1.57
58/Sternick	02/24/17	7,331w	0.06	1.57					0.00		1.57
Cheyenne Trail Sub Total				0.70	\$19.31			\$0.00	\$0.00		\$19.31
RM055 / Chippewa Trail											
80/Daniels	02/27/17	7,331w	0.06	1.38					0.00		1.38
80/Daniels	02/27/17	7,331w	0.06	1.38					0.00		1.38
80/Daniels	02/27/17	7,331w	0.06	1.38					0.00		1.38
80/Daniels	02/27/17	7,331w	0.06	1.38					0.00		1.38

85

2/1/2018

Township of Branchburg

Reporting Dates Year 2017

Comprehensive Detail by Task/Location

1172 / Inlet Inspection					Eqp	Eqp	Mat	Mat	Contractor	Overhead	Total
Labor Hrs	Labor Cost	Equipment	Hr/Mi	Cost	Material	Used	Cost	Cost	Cost		
Chippewa Trail Sub Total				0.24	\$5.53			\$0.00	\$0.00		\$5.53
RM056 / Choctaw Ridge Road											
25/Pucciarelli	02/24/17	7,331w	0.06	1.65					0.00		1.65
25/Pucciarelli	02/24/17	7,331w	0.06	1.65					0.00		1.65
25/Pucciarelli	02/24/17	7,331w	0.06	1.65					0.00		1.65
25/Pucciarelli	02/24/17	7,331w	0.06	1.65					0.00		1.65
25/Pucciarelli	02/24/17	7,331w	0.06	1.65					0.00		1.65
25/Pucciarelli	02/24/17	7,331w	0.06	1.65					0.00		1.65
25/Pucciarelli	02/24/17	7,331w	0.06	1.65					0.00		1.65
25/Pucciarelli	02/24/17	7,331w	0.06	1.65					0.00		1.65
25/Pucciarelli	02/24/17	7,331w	0.06	1.65					0.00		1.65
25/Pucciarelli	02/24/17	7,331w	0.06	1.65					0.00		1.65
25/Pucciarelli	02/24/17	7,331w	0.06	1.65					0.00		1.65
25/Pucciarelli	02/24/17	7,331w	0.06	1.65					0.00		1.65
25/Pucciarelli	02/24/17	7,331w	0.06	1.65					0.00		1.65
25/Pucciarelli	02/24/17	7,331w	0.06	1.65					0.00		1.65
25/Pucciarelli	02/24/17	7,331w	0.06	1.65					0.00		1.65
25/Pucciarelli	02/24/17	7,331w	0.06	1.65					0.00		1.65
25/Pucciarelli	02/24/17	7,331w	0.06	1.65					0.00		1.65
25/Pucciarelli	02/24/17	7,331w	0.06	1.65					0.00		1.65
25/Pucciarelli	02/24/17	7,331w	0.06	1.65					0.00		1.65
25/Pucciarelli	02/24/17	7,331w	0.06	1.65					0.00		1.65
25/Pucciarelli	02/24/17	7,331w	0.06	1.65					0.00		1.65
25/Pucciarelli	02/24/17	7,331w	0.06	1.65					0.00		1.65
25/Pucciarelli	02/24/17	7,331w	0.06	1.65					0.00		1.65
25/Pucciarelli	02/24/17	7,331w	0.06	1.65					0.00		1.65
25/Pucciarelli	02/24/17	7,331w	0.06	1.65					0.00		1.65
25/Pucciarelli	02/24/17	7,331w	0.06	1.65					0.00		1.65
25/Pucciarelli	02/24/17	7,331w	0.06	1.65					0.00		1.65
25/Pucciarelli	02/24/17	7,331w	0.06	1.65					0.00		1.65
25/Pucciarelli	02/24/17	7,331w	0.06	1.65					0.00		1.65
58/Sternick	02/24/17	7,331w	0.06	1.57					0.00		1.57
58/Sternick	02/24/17	7,331w	0.06	1.57					0.00		1.57
58/Sternick	02/24/17	7,331w	0.06	1.57					0.00		1.57

86

2/1/2018

Comprehensive Detail by Task/Location

1172 / Inlet Inspection				Equipment	Eqp Hr/MI	Eqp Cost	Material	Mat Used	Mat Cost	Contractor Cost	Overhead Cost	Total
58/Sternick	01/10/17	7,130w	0.16	4.38						0.00		4.38
58/Sternick	01/10/17	7,130w	0.16	4.38						0.00		4.38
58/Sternick	01/10/17	7,130w	0.16	4.38						0.00		4.38
58/Sternick	01/10/17	7,130w	0.16	4.38						0.00		4.38
58/Sternick	01/10/17	7,130w	0.16	4.38						0.00		4.38
58/Sternick	01/10/17	7,130w	0.16	4.38						0.00		4.38
58/Sternick	01/10/17	7,130w	0.16	4.38						0.00		4.38
58/Sternick	01/10/17	7,130w	0.16	4.38						0.00		4.38
58/Sternick	01/10/17	7,130w	0.16	4.38						0.00		4.38
58/Sternick	01/10/17	7,130w	0.16	4.38						0.00		4.38
58/Sternick	01/10/17	7,130w	0.16	4.38						0.00		4.38
Christie Way Sub Total			4.49	\$122.25		\$0.00		\$0.00		\$0.00	\$0.00	\$122.25
RM062 / Clover Ct				Equipment	Eqp Hr/MI	Eqp Cost	Material	Mat Used	Mat Cost	Contractor Cost	Overhead Cost	Total
58/Sternick	01/19/17	7,163w	0.08	2.17						0.00		2.17
58/Sternick	01/19/17	7,163w	0.08	2.17						0.00		2.17
86/Ettore	01/19/17	7,163w	0.08	1.66						0.00		1.66
86/Ettore	01/19/17	7,163w	0.08	1.66						0.00		1.66
Clover Ct Sub Total			0.32	\$7.67		\$0.00		\$0.00		\$0.00	\$0.00	\$7.67
RM063 / Collin Ct				Equipment	Eqp Hr/MI	Eqp Cost	Material	Mat Used	Mat Cost	Contractor Cost	Overhead Cost	Total
35/Yacone	01/10/17	7,130w	0.06	1.73						0.00		1.73
58/Sternick	01/10/17	7,130w	0.16	4.38						0.00		4.38
Collin Ct Sub Total			0.22	\$6.11		\$0.00		\$0.00		\$0.00	\$0.00	\$6.11
RM064 / Colonial Court				Equipment	Eqp Hr/MI	Eqp Cost	Material	Mat Used	Mat Cost	Contractor Cost	Overhead Cost	Total
58/Sternick	01/18/17	7,163w	0.11	2.90						0.00		2.90
58/Sternick	01/18/17	7,163w	0.11	2.90						0.00		2.90
58/Sternick	01/18/17	7,163w	0.11	2.90						0.00		2.90
58/Sternick	01/18/17	7,163w	0.11	2.90						0.00		2.90
58/Sternick	01/18/17	7,163w	0.11	2.90						0.00		2.90
58/Sternick	01/18/17	7,163w	0.11	2.90						0.00		2.90
58/Sternick	01/18/17	7,163w	0.11	2.90						0.00		2.90
86/Ettore	01/18/17	7,163w	0.11	2.23						0.00		2.23

Comprehensive Detail by Task/Location

1172 / Inlet Inspection				Equipment	Eqp Hr/MI	Eqp Cost	Material	Mat Used	Mat Cost	Contractor Cost	Overhead Cost	Total
86/Ettore	01/18/17	7,163w	0.11	2.23						0.00		2.23
86/Ettore	01/18/17	7,163w	0.11	2.23						0.00		2.23
86/Ettore	01/18/17	7,163w	0.11	2.23						0.00		2.23
86/Ettore	01/18/17	7,163w	0.11	2.23						0.00		2.23
86/Ettore	01/18/17	7,163w	0.11	2.23						0.00		2.23
Colonial Court Sub Total			1.30	\$30.77		\$0.00		\$0.00		\$0.00	\$0.00	\$30.77
RM065 / Columbia Rd.				Equipment	Eqp Hr/MI	Eqp Cost	Material	Mat Used	Mat Cost	Contractor Cost	Overhead Cost	Total
80/Daniels	02/23/17	7,331w	0.06	1.46						0.00		1.46
80/Daniels	02/23/17	7,331w	0.06	1.46						0.00		1.46
80/Daniels	02/23/17	7,331w	0.06	1.46						0.00		1.46
80/Daniels	02/23/17	7,331w	0.06	1.46						0.00		1.46
80/Daniels	02/23/17	7,331w	0.06	1.46						0.00		1.46
80/Daniels	02/23/17	7,331w	0.06	1.46						0.00		1.46
80/Daniels	02/23/17	7,331w	0.06	1.46						0.00		1.46
80/Daniels	02/23/17	7,331w	0.06	1.46						0.00		1.46
Columbia Rd. Sub Total			0.48	\$10.20		\$0.00		\$0.00		\$0.00	\$0.00	\$10.20
RM066 / Concord Way				Equipment	Eqp Hr/MI	Eqp Cost	Material	Mat Used	Mat Cost	Contractor Cost	Overhead Cost	Total
58/Sternick	01/31/17	7,163w	0.07	1.95						0.00		1.95
58/Sternick	01/31/17	7,163w	0.07	1.95						0.00		1.95
73/LaBar	01/31/17	7,163w	0.07	1.77						0.00		1.77
73/LaBar	01/31/17	7,163w	0.07	1.77						0.00		1.77
Concord Way Sub Total			0.29	\$7.45		\$0.00		\$0.00		\$0.00	\$0.00	\$7.45
RM067 / Corliss Ct				Equipment	Eqp Hr/MI	Eqp Cost	Material	Mat Used	Mat Cost	Contractor Cost	Overhead Cost	Total
58/Sternick	01/31/17	7,163w	0.07	1.95						0.00		1.95
58/Sternick	01/31/17	7,163w	0.07	1.95						0.00		1.95
73/LaBar	01/31/17	7,163w	0.07	1.77						0.00		1.77
73/LaBar	01/31/17	7,163w	0.07	1.77						0.00		1.77
Corliss Ct Sub Total			0.29	\$7.45		\$0.00		\$0.00		\$0.00	\$0.00	\$7.45

Comprehensive Detail by Task/Location

1172 / Inlet Inspection		Labor Hrs		Labor Cost	Equipment	Eqp Hr/Mi	Eqp Cost	Material	Mat Used	Mat Cost	Contractor Cost	Overhead Cost	Total
RM068 / Cottage PI													
58/Sternick	02/15/17	7,239w	0.08	2.04							0.00		2.04
58/Sternick	02/15/17	7,239w	0.08	2.04							0.00		2.04
58/Sternick	02/15/17	7,239w	0.08	2.04							0.00		2.04
58/Sternick	02/15/17	7,239w	0.08	2.04							0.00		2.04
80/Daniels	02/15/17	7,239w	0.08	1.79							0.00		1.79
80/Daniels	02/15/17	7,239w	0.08	1.79							0.00		1.79
80/Daniels	02/15/17	7,239w	0.08	1.79							0.00		1.79
80/Daniels	02/15/17	7,239w	0.08	1.79							0.00		1.79
Cottage PI Sub Total		0.61	\$15.34				\$0.00			\$0.00		\$0.00	\$15.34
RM069 / Country Squire Way													
58/Sternick	02/08/17	7,239w	0.13	3.46							0.00		3.46
58/Sternick	02/08/17	7,239w	0.13	3.46							0.00		3.46
58/Sternick	02/08/17	7,239w	0.13	3.46							0.00		3.46
58/Sternick	02/08/17	7,239w	0.13	3.46							0.00		3.46
58/Sternick	02/08/17	7,239w	0.13	3.46							0.00		3.46
58/Sternick	02/08/17	7,239w	0.13	3.46							0.00		3.46
58/Sternick	02/08/17	7,239w	0.13	3.46							0.00		3.46
58/Sternick	02/08/17	7,239w	0.13	3.46							0.00		3.46
58/Sternick	02/08/17	7,239w	0.13	3.46							0.00		3.46
58/Sternick	02/08/17	7,239w	0.13	3.46							0.00		3.46
58/Sternick	02/08/17	7,239w	0.13	3.46							0.00		3.46
58/Sternick	02/08/17	7,239w	0.13	3.46							0.00		3.46
58/Sternick	02/08/17	7,239w	0.13	3.46							0.00		3.46
58/Sternick	02/08/17	7,239w	0.13	3.46							0.00		3.46
58/Sternick	02/08/17	7,239w	0.13	3.46							0.00		3.46
58/Sternick	02/08/17	7,239w	0.13	3.46							0.00		3.46
58/Sternick	02/08/17	7,239w	0.13	3.46							0.00		3.46
58/Sternick	02/08/17	7,239w	0.13	3.46							0.00		3.46
80/Daniels	02/08/17	7,239w	0.13	3.03							0.00		3.03
80/Daniels	02/08/17	7,239w	0.13	3.03							0.00		3.03
80/Daniels	02/08/17	7,239w	0.13	3.03							0.00		3.03
80/Daniels	02/08/17	7,239w	0.13	3.03							0.00		3.03

2/1/2018

91

Comprehensive Detail by Task/Location

1172 / Inlet Inspection		Labor Hrs		Labor Cost	Equipment	Eqp Hr/Mi	Eqp Cost	Material	Mat Used	Mat Cost	Contractor Cost	Overhead Cost	Total
80/Daniels	02/08/17	7,239w	0.13	3.03							0.00		3.03
80/Daniels	02/08/17	7,239w	0.13	3.03							0.00		3.03
80/Daniels	02/08/17	7,239w	0.13	3.03							0.00		3.03
80/Daniels	02/08/17	7,239w	0.13	3.03							0.00		3.03
80/Daniels	02/08/17	7,239w	0.13	3.03							0.00		3.03
80/Daniels	02/08/17	7,239w	0.13	3.03							0.00		3.03
80/Daniels	02/08/17	7,239w	0.13	3.03							0.00		3.03
80/Daniels	02/08/17	7,239w	0.13	3.03							0.00		3.03
80/Daniels	02/08/17	7,239w	0.13	3.03							0.00		3.03
80/Daniels	02/08/17	7,239w	0.13	3.03							0.00		3.03
80/Daniels	02/08/17	7,239w	0.13	3.03							0.00		3.03
80/Daniels	02/08/17	7,239w	0.13	3.03							0.00		3.03
80/Daniels	02/08/17	7,239w	0.13	3.03							0.00		3.03
80/Daniels	02/08/17	7,239w	0.13	3.03							0.00		3.03
Country Squire Way Sub Total		4.65	\$116.90				\$0.00			\$0.00		\$0.00	\$116.90
RM071 / County Line Rd (off Rt 22)													
80/Daniels	02/28/17	7,331w	0.07	1.74							0.00		1.74
County Line Rd (off Rt 22) Sub Total		0.07	\$1.74				\$0.00			\$0.00		\$0.00	\$1.74
RM072 / Covered Bridge Rd													
58/Sternick	01/25/17	7,163w	0.10	2.75							0.00		2.75
58/Sternick	01/25/17	7,163w	0.10	2.75							0.00		2.75
58/Sternick	01/25/17	7,163w	0.10	2.75							0.00		2.75
58/Sternick	01/25/17	7,163w	0.10	2.75							0.00		2.75
58/Sternick	01/25/17	7,163w	0.10	2.75							0.00		2.75
58/Sternick	01/25/17	7,163w	0.10	2.75							0.00		2.75
58/Sternick	01/25/17	7,163w	0.10	2.75							0.00		2.75
58/Sternick	01/25/17	7,163w	0.10	2.75							0.00		2.75
58/Sternick	01/25/17	7,163w	0.10	2.75							0.00		2.75
58/Sternick	01/25/17	7,163w	0.10	2.75							0.00		2.75
58/Sternick	01/25/17	7,163w	0.10	2.75							0.00		2.75
58/Sternick	01/25/17	7,163w	0.10	2.75							0.00		2.75
58/Sternick	01/25/17	7,163w	0.10	2.75							0.00		2.75
58/Sternick	01/25/17	7,163w	0.10	2.75							0.00		2.75

2/1/2018

92

Comprehensive Detail by Task/Location

1172 / Inlet Inspection													
		Labor Hrs	Labor Cost	Equipment	Egp Hr/MI	Egp Cost	Material	Mat Used	Mat Cost	Contractor Cost	Overhead Cost	Total	
80/Daniels	02/27/17	7,331w	0.06	1.38						0.00		1.38	
80/Daniels	02/27/17	7,331w	0.06	1.38						0.00		1.38	
80/Daniels	02/27/17	7,331w	0.06	1.38						0.00		1.38	
80/Daniels	02/27/17	7,331w	0.06	1.38						0.00		1.38	
80/Daniels	02/27/17	7,331w	0.06	1.38						0.00		1.38	
80/Daniels	02/27/17	7,331w	0.06	1.38						0.00		1.38	
80/Daniels	02/27/17	7,331w	0.06	1.38						0.00		1.38	
Creek Trail Sub Total		0.47	\$11.05			\$0.00			\$0.00	\$0.00	\$0.00	\$11.05	
RM076 / Crestwood Ave.													
58/Sternick	01/31/17	7,163w	0.07	1.95						0.00		1.95	
73/LaBar	01/31/17	7,163w	0.07	1.77						0.00		1.77	
Crestwood Ave. Sub Total		0.15	\$3.73			\$0.00			\$0.00	\$0.00	\$0.00	\$3.73	
RM077 / Crystal Ct													
35/Yacone	01/10/17	7,130w	0.06	1.73						0.00		1.73	
35/Yacone	01/10/17	7,130w	0.06	1.73						0.00		1.73	
35/Yacone	01/10/17	7,130w	0.06	1.73						0.00		1.73	
35/Yacone	01/10/17	7,130w	0.06	1.73						0.00		1.73	
35/Yacone	01/10/17	7,130w	0.06	1.73						0.00		1.73	
35/Yacone	01/10/17	7,130w	0.06	1.73						0.00		1.73	
58/Sternick	01/10/17	7,130w	0.16	4.38						0.00		4.38	
58/Sternick	01/10/17	7,130w	0.16	4.38						0.00		4.38	
58/Sternick	01/10/17	7,130w	0.16	4.38						0.00		4.38	
58/Sternick	01/10/17	7,130w	0.16	4.38						0.00		4.38	
58/Sternick	01/10/17	7,130w	0.16	4.38						0.00		4.38	
58/Sternick	01/10/17	7,130w	0.16	4.38						0.00		4.38	
Crystal Ct Sub Total		1.12	\$30.56			\$0.00			\$0.00	\$0.00	\$0.00	\$30.56	
RM078 / Culnen Dr													
80/Daniels	02/27/17	7,331w	0.06	1.38						0.00		1.38	
80/Daniels	02/27/17	7,331w	0.06	1.38						0.00		1.38	
80/Daniels	02/27/17	7,331w	0.06	1.38						0.00		1.38	
80/Daniels	02/27/17	7,331w	0.06	1.38						0.00		1.38	

2/1/2018

95

Comprehensive Detail by Task/Location

1172 / Inlet Inspection													
		Labor Hrs	Labor Cost	Equipment	Egp Hr/MI	Egp Cost	Material	Mat Used	Mat Cost	Contractor Cost	Overhead Cost	Total	
80/Daniels	02/27/17	7,331w	0.06	1.38						0.00		1.38	
80/Daniels	02/27/17	7,331w	0.06	1.38						0.00		1.38	
80/Daniels	02/27/17	7,331w	0.06	1.38						0.00		1.38	
80/Daniels	02/27/17	7,331w	0.06	1.38						0.00		1.38	
80/Daniels	02/27/17	7,331w	0.06	1.38						0.00		1.38	
80/Daniels	02/27/17	7,331w	0.06	1.38						0.00		1.38	
Culnen Dr Sub Total		0.59	\$13.82			\$0.00			\$0.00	\$0.00	\$0.00	\$13.82	
RM079 / Dakota Trail													
25/Pucciarelli	02/24/17	7,331w	0.06	1.65						0.00		1.65	
25/Pucciarelli	02/24/17	7,331w	0.06	1.65						0.00		1.65	
25/Pucciarelli	02/24/17	7,331w	0.06	1.65						0.00		1.65	
25/Pucciarelli	02/24/17	7,331w	0.06	1.65						0.00		1.65	
25/Pucciarelli	02/24/17	7,331w	0.06	1.65						0.00		1.65	
58/Sternick	02/24/17	7,331w	0.06	1.57						0.00		1.57	
58/Sternick	02/24/17	7,331w	0.06	1.57						0.00		1.57	
58/Sternick	02/24/17	7,331w	0.06	1.57						0.00		1.57	
58/Sternick	02/24/17	7,331w	0.06	1.57						0.00		1.57	
58/Sternick	02/24/17	7,331w	0.06	1.57						0.00		1.57	
Dakota Trail Sub Total		0.58	\$16.99			\$0.00			\$0.00	\$0.00	\$0.00	\$16.99	
RM080 / Dana Terrace													
58/Sternick	02/15/17	7,239w	0.08	2.04						0.00		2.04	
58/Sternick	02/15/17	7,239w	0.08	2.04						0.00		2.04	
58/Sternick	02/15/17	7,239w	0.08	2.04						0.00		2.04	
58/Sternick	02/15/17	7,239w	0.08	2.04						0.00		2.04	
58/Sternick	02/15/17	7,239w	0.08	2.04						0.00		2.04	
58/Sternick	02/15/17	7,239w	0.08	2.04						0.00		2.04	
58/Sternick	02/15/17	7,239w	0.08	2.04						0.00		2.04	
80/Daniels	02/15/17	7,239w	0.08	1.79						0.00		1.79	
80/Daniels	02/15/17	7,239w	0.08	1.79						0.00		1.79	
80/Daniels	02/15/17	7,239w	0.08	1.79						0.00		1.79	

2/1/2018

96

Comprehensive Detail by Task/Location

Table with columns: Labor Hrs, Labor Cost, Equipment, Eqp Hr/MI, Eqp Cost, Material, Mat Used, Mat Cost, Contractor Cost, Overhead Cost, Total. Rows include tasks like 1172 / Inlet Inspection, Delaware Ln Sub Total, RM087 / Devon Ln, RM089 / Dow Place, and RM091 / Edgewood Road.

2/1/2018

99

Comprehensive Detail by Task/Location

Table with columns: Labor Hrs, Labor Cost, Equipment, Eqp Hr/MI, Eqp Cost, Material, Mat Used, Mat Cost, Contractor Cost, Overhead Cost, Total. Rows include tasks like 1172 / Inlet Inspection, Edgewood Road Sub Total, RM092 / Elliot Ct, and RM093 / Elm St (cty. Rte 667).

2/1/2018

100

Comprehensive Detail by Task/Location

1172 / Inlet Inspection	Labor Hrs	Labor Cost	Equipment	Eqp Hr/MI	Eqp Cost	Material	Mat Used	Mat Cost	Contractor Cost	Overhead Cost	Total
									0.00		2.68
58/Sternick 01/17/17 7,130w 0.10 2.68									0.00		2.35
80/Daniels 01/17/17 7,130w 0.10 2.35									0.00		2.35
80/Daniels 01/17/17 7,130w 0.10 2.35									0.00		2.35
80/Daniels 01/17/17 7,130w 0.10 2.35									0.00		2.35
80/Daniels 01/17/17 7,130w 0.10 2.35									0.00		2.35
80/Daniels 01/17/17 7,130w 0.10 2.35									0.00		2.35
80/Daniels 01/17/17 7,130w 0.10 2.35									0.00		2.35
80/Daniels 01/17/17 7,130w 0.10 2.35									0.00		2.35
80/Daniels 01/17/17 7,130w 0.10 2.35									0.00		2.35
80/Daniels 01/17/17 7,130w 0.10 2.35									0.00		2.35
80/Daniels 01/17/17 7,130w 0.10 2.35									0.00		2.35
80/Daniels 01/17/17 7,130w 0.10 2.35									0.00		2.35
80/Daniels 01/17/17 7,130w 0.10 2.35									0.00		2.35
80/Daniels 01/17/17 7,130w 0.10 2.35									0.00		2.35
80/Daniels 01/17/17 7,130w 0.10 2.35									0.00		2.35
80/Daniels 01/17/17 7,130w 0.10 2.35									0.00		2.35
80/Daniels 01/17/17 7,130w 0.10 2.35									0.00		2.35
80/Daniels 01/17/17 7,130w 0.10 2.35									0.00		2.35
80/Daniels 01/17/17 7,130w 0.10 2.35									0.00		2.35
80/Daniels 01/17/17 7,130w 0.10 2.35									0.00		2.35
80/Daniels 01/17/17 7,130w 0.10 2.35									0.00		2.35
58/Sternick 01/18/17 7,130w 0.13 3.52									0.00		3.52
58/Sternick 01/18/17 7,130w 0.13 3.52									0.00		3.52
58/Sternick 01/18/17 7,130w 0.13 3.52									0.00		3.52
58/Sternick 01/18/17 7,130w 0.13 3.52									0.00		3.52
58/Sternick 01/18/17 7,130w 0.13 3.52									0.00		3.52
58/Sternick 01/18/17 7,130w 0.13 3.52									0.00		3.52
58/Sternick 01/18/17 7,130w 0.13 3.52									0.00		3.52
58/Sternick 01/18/17 7,130w 0.13 3.52									0.00		3.52
58/Sternick 01/18/17 7,130w 0.13 3.52									0.00		3.52
58/Sternick 01/18/17 7,130w 0.13 3.52									0.00		3.52
58/Sternick 01/18/17 7,130w 0.13 3.52									0.00		3.52
58/Sternick 01/18/17 7,130w 0.13 3.52									0.00		3.52
58/Sternick 01/18/17 7,130w 0.13 3.52									0.00		3.52
58/Sternick 01/18/17 7,130w 0.13 3.52									0.00		3.52
58/Sternick 01/18/17 7,130w 0.13 3.52									0.00		3.52
58/Sternick 01/18/17 7,130w 0.13 3.52									0.00		3.52
86/Ettore 01/18/17 7,130w 0.13 2.70									0.00		2.70
86/Ettore 01/18/17 7,130w 0.13 2.70									0.00		2.70
86/Ettore 01/18/17 7,130w 0.13 2.70									0.00		2.70
86/Ettore 01/18/17 7,130w 0.13 2.70									0.00		2.70
86/Ettore 01/18/17 7,130w 0.13 2.70									0.00		2.70
86/Ettore 01/18/17 7,130w 0.13 2.70									0.00		2.70
86/Ettore 01/18/17 7,130w 0.13 2.70									0.00		2.70
86/Ettore 01/18/17 7,130w 0.13 2.70									0.00		2.70
86/Ettore 01/18/17 7,130w 0.13 2.70									0.00		2.70
86/Ettore 01/18/17 7,130w 0.13 2.70									0.00		2.70
86/Ettore 01/18/17 7,130w 0.13 2.70									0.00		2.70
86/Ettore 01/18/17 7,130w 0.13 2.70									0.00		2.70
86/Ettore 01/18/17 7,130w 0.13 2.70									0.00		2.70
86/Ettore 01/18/17 7,130w 0.13 2.70									0.00		2.70
86/Ettore 01/18/17 7,130w 0.13 2.70									0.00		2.70
86/Ettore 01/18/17 7,130w 0.13 2.70									0.00		2.70
86/Ettore 01/18/17 7,130w 0.13 2.70									0.00		2.70

2/1/2018

103

Comprehensive Detail by Task/Location

1172 / Inlet Inspection	Labor Hrs	Labor Cost	Equipment	Eqp Hr/MI	Eqp Cost	Material	Mat Used	Mat Cost	Contractor Cost	Overhead Cost	Total
86/Ettore 01/18/17 7,130w 0.13 2.70									0.00		2.70
Fairview Drive Sub Total	5.69	\$138.89			\$0.00			\$0.00	\$0.00	\$0.00	\$138.89
RM097 / Falls Rd											
58/Sternick 01/19/17 7,163w 0.08 2.17									0.00		2.17
58/Sternick 01/19/17 7,163w 0.08 2.17									0.00		2.17
58/Sternick 01/19/17 7,163w 0.08 2.17									0.00		2.17
58/Sternick 01/19/17 7,163w 0.08 2.17									0.00		2.17
86/Ettore 01/19/17 7,163w 0.08 1.66									0.00		1.66
86/Ettore 01/19/17 7,163w 0.08 1.66									0.00		1.66
86/Ettore 01/19/17 7,163w 0.08 1.66									0.00		1.66
86/Ettore 01/19/17 7,163w 0.08 1.66									0.00		1.66
Falls Rd Sub Total	0.65	\$15.33			\$0.00			\$0.00	\$0.00	\$0.00	\$15.33
RM099 / Farrington Ln											
58/Sternick 01/31/17 7,163w 0.07 1.95									0.00		1.95
58/Sternick 01/31/17 7,163w 0.07 1.95									0.00		1.95
58/Sternick 01/31/17 7,163w 0.07 1.95									0.00		1.95
58/Sternick 01/31/17 7,163w 0.07 1.95									0.00		1.95
58/Sternick 01/31/17 7,163w 0.07 1.95									0.00		1.95
58/Sternick 01/31/17 7,163w 0.07 1.95									0.00		1.95
58/Sternick 01/31/17 7,163w 0.07 1.95									0.00		1.95
58/Sternick 01/31/17 7,163w 0.07 1.95									0.00		1.95
58/Sternick 01/31/17 7,163w 0.07 1.95									0.00		1.95
58/Sternick 01/31/17 7,163w 0.07 1.95									0.00		1.95
58/Sternick 01/31/17 7,163w 0.07 1.95									0.00		1.95
58/Sternick 01/31/17 7,163w 0.07 1.95									0.00		1.95
58/Sternick 01/31/17 7,163w 0.07 1.95									0.00		1.95
58/Sternick 01/31/17 7,163w 0.07 1.95									0.00		1.95
58/Sternick 01/31/17 7,163w 0.07 1.95									0.00		1.95
58/Sternick 01/31/17 7,163w 0.07 1.95									0.00		1.95
58/Sternick 01/31/17 7,163w 0.07 1.95									0.00		1.95
58/Sternick 01/31/17 7,163w 0.07 1.95									0.00		1.95
58/Sternick 01/31/17 7,163w 0.07 1.95									0.00		1.95
58/Sternick 01/31/17 7,163w 0.07 1.95									0.00		1.95
73/LaBar 01/31/17 7,163w 0.07 1.77									0.00		1.77
73/LaBar 01/31/17 7,163w 0.07 1.77									0.00		1.77
73/LaBar 01/31/17 7,163w 0.07 1.77									0.00		1.77

2/1/2018

104

Comprehensive Detail by Task/Location

1172 / Inlet Inspection		Labor Hrs	Labor Cost	Equipment	Eqp Hr/MI	Eqp Cost	Material	Mat Used	Mat Cost	Contractor Cost	Overhead Cost	Total
58/Sternick	02/22/17	7,331w	0.09	2.33						0.00		2.33
58/Sternick	02/22/17	7,331w	0.09	2.33						0.00		2.33
58/Sternick	02/22/17	7,331w	0.09	2.33						0.00		2.33
58/Sternick	02/22/17	7,331w	0.09	2.33						0.00		2.33
58/Sternick	02/22/17	7,331w	0.09	2.33						0.00		2.33
58/Sternick	02/22/17	7,331w	0.09	2.33						0.00		2.33
80/Daniels	02/22/17	7,331w	0.09	2.04						0.00		2.04
80/Daniels	02/22/17	7,331w	0.09	2.04						0.00		2.04
80/Daniels	02/22/17	7,331w	0.09	2.04						0.00		2.04
80/Daniels	02/22/17	7,331w	0.09	2.04						0.00		2.04
80/Daniels	02/22/17	7,331w	0.09	2.04						0.00		2.04
80/Daniels	02/22/17	7,331w	0.09	2.04						0.00		2.04
80/Daniels	02/22/17	7,331w	0.09	2.04						0.00		2.04
80/Daniels	02/22/17	7,331w	0.09	2.04						0.00		2.04
80/Daniels	02/22/17	7,331w	0.09	2.04						0.00		2.04
80/Daniels	02/22/17	7,331w	0.09	2.04						0.00		2.04
80/Daniels	02/22/17	7,331w	0.09	2.04						0.00		2.04
80/Daniels	02/22/17	7,331w	0.09	2.04						0.00		2.04
80/Daniels	02/22/17	7,331w	0.09	2.04						0.00		2.04
France Dr Sub Total		2.26	\$56.89			\$0.00			\$0.00		\$0.00	\$56.89
RM105 / Fremont Street												
58/Sternick	01/31/17	7,163w	0.07	1.95						0.00		1.95
58/Sternick	01/31/17	7,163w	0.07	1.95						0.00		1.95
58/Sternick	01/31/17	7,163w	0.07	1.95						0.00		1.95
58/Sternick	01/31/17	7,163w	0.07	1.95						0.00		1.95
73/LaBar	01/31/17	7,163w	0.07	1.77						0.00		1.77
73/LaBar	01/31/17	7,163w	0.07	1.77						0.00		1.77
73/LaBar	01/31/17	7,163w	0.07	1.77						0.00		1.77
73/LaBar	01/31/17	7,163w	0.07	1.77						0.00		1.77
Fremont Street Sub Total		0.58	\$14.90			\$0.00			\$0.00		\$0.00	\$14.90
RM108 / Glen Crest Drive												

2/1/2018

107

Comprehensive Detail by Task/Location

1172 / Inlet Inspection		Labor Hrs	Labor Cost	Equipment	Eqp Hr/MI	Eqp Cost	Material	Mat Used	Mat Cost	Contractor Cost	Overhead Cost	Total
58/Sternick	01/26/17	7,163w	0.11	2.86						0.00		2.86
58/Sternick	01/26/17	7,163w	0.11	2.86						0.00		2.86
58/Sternick	01/26/17	7,163w	0.11	2.86						0.00		2.86
73/LaBar	01/26/17	7,163w	0.11	2.60						0.00		2.60
73/LaBar	01/26/17	7,163w	0.11	2.60						0.00		2.60
73/LaBar	01/26/17	7,163w	0.11	2.60						0.00		2.60
Glen Crest Drive Sub Total		0.64	\$16.39			\$0.00			\$0.00		\$0.00	\$16.39
RM109 / Gordon Place												
58/Sternick	01/17/17	7,130w	0.10	2.68						0.00		2.68
58/Sternick	01/17/17	7,130w	0.10	2.68						0.00		2.68
58/Sternick	01/17/17	7,130w	0.10	2.68						0.00		2.68
58/Sternick	01/17/17	7,130w	0.10	2.68						0.00		2.68
58/Sternick	01/17/17	7,130w	0.10	2.68						0.00		2.68
58/Sternick	01/17/17	7,130w	0.10	2.68						0.00		2.68
80/Daniels	01/17/17	7,130w	0.10	2.35						0.00		2.35
80/Daniels	01/17/17	7,130w	0.10	2.35						0.00		2.35
80/Daniels	01/17/17	7,130w	0.10	2.35						0.00		2.35
80/Daniels	01/17/17	7,130w	0.10	2.35						0.00		2.35
80/Daniels	01/17/17	7,130w	0.10	2.35						0.00		2.35
80/Daniels	01/17/17	7,130w	0.10	2.35						0.00		2.35
Gordon Place Sub Total		1.20	\$30.20			\$0.00			\$0.00		\$0.00	\$30.20
RM110 / Grandview Dr												
58/Sternick	01/19/17	7,163w	0.08	2.17						0.00		2.17
58/Sternick	01/19/17	7,163w	0.08	2.17						0.00		2.17
58/Sternick	01/19/17	7,163w	0.08	2.17						0.00		2.17
58/Sternick	01/19/17	7,163w	0.08	2.17						0.00		2.17
58/Sternick	01/19/17	7,163w	0.08	2.17						0.00		2.17
58/Sternick	01/19/17	7,163w	0.08	2.17						0.00		2.17
58/Sternick	01/19/17	7,163w	0.08	2.17						0.00		2.17
58/Sternick	01/19/17	7,163w	0.08	2.17						0.00		2.17
58/Sternick	01/19/17	7,163w	0.08	2.17						0.00		2.17
58/Sternick	01/19/17	7,163w	0.08	2.17						0.00		2.17
58/Sternick	01/19/17	7,163w	0.08	2.17						0.00		2.17

2/1/2018

108

Comprehensive Detail by Task/Location

1172 / Inlet Inspection						Eqp Hr/MI	Eqp Cost	Material	Mat Used	Mat Cost	Contractor Cost	Overhead Cost	Total
	Labor Hrs	Labor Cost	Equipment										
58/Sternick	01/19/17	7,163w	0.08	2.17							0.00		2.17
58/Sternick	01/19/17	7,163w	0.08	2.17							0.00		2.17
58/Sternick	01/19/17	7,163w	0.08	2.17							0.00		2.17
58/Sternick	01/19/17	7,163w	0.08	2.17							0.00		2.17
58/Sternick	01/19/17	7,163w	0.08	2.17							0.00		2.17
58/Sternick	01/19/17	7,163w	0.08	2.17							0.00		2.17
58/Sternick	01/19/17	7,163w	0.08	2.17							0.00		2.17
58/Sternick	01/19/17	7,163w	0.08	2.17							0.00		2.17
58/Sternick	01/19/17	7,163w	0.08	2.17							0.00		2.17
86/Ettore	01/19/17	7,163w	0.08	1.66							0.00		1.66
86/Ettore	01/19/17	7,163w	0.08	1.66							0.00		1.66
86/Ettore	01/19/17	7,163w	0.08	1.66							0.00		1.66
86/Ettore	01/19/17	7,163w	0.08	1.66							0.00		1.66
86/Ettore	01/19/17	7,163w	0.08	1.66							0.00		1.66
86/Ettore	01/19/17	7,163w	0.08	1.66							0.00		1.66
86/Ettore	01/19/17	7,163w	0.08	1.66							0.00		1.66
86/Ettore	01/19/17	7,163w	0.08	1.66							0.00		1.66
86/Ettore	01/19/17	7,163w	0.08	1.66							0.00		1.66
86/Ettore	01/19/17	7,163w	0.08	1.66							0.00		1.66
86/Ettore	01/19/17	7,163w	0.08	1.66							0.00		1.66
86/Ettore	01/19/17	7,163w	0.08	1.66							0.00		1.66
86/Ettore	01/19/17	7,163w	0.08	1.66							0.00		1.66
86/Ettore	01/19/17	7,163w	0.08	1.66							0.00		1.66
Grandview Dr Sub Total	2.91	\$68.99				\$0.00				\$0.00			\$68.99
RM111 / Greenwood Ct													
73/LaBar	02/14/17	7,239w	0.09	2.10							0.00		2.10
73/LaBar	02/14/17	7,239w	0.09	2.10							0.00		2.10
73/LaBar	02/14/17	7,239w	0.09	2.10							0.00		2.10
73/LaBar	02/14/17	7,239w	0.09	2.10							0.00		2.10
73/LaBar	02/14/17	7,239w	0.09	2.10							0.00		2.10

2/1/2018

Comprehensive Detail by Task/Location

1172 / Inlet Inspection						Eqp Hr/MI	Eqp Cost	Material	Mat Used	Mat Cost	Contractor Cost	Overhead Cost	Total
	Labor Hrs	Labor Cost	Equipment										
80/Daniels	02/14/17	7,239w	0.09	2.02							0.00		2.02
80/Daniels	02/14/17	7,239w	0.09	2.02							0.00		2.02
80/Daniels	02/14/17	7,239w	0.09	2.02							0.00		2.02
80/Daniels	02/14/17	7,239w	0.09	2.02							0.00		2.02
80/Daniels	02/14/17	7,239w	0.09	2.02							0.00		2.02
Greenwood Ct Sub Total	0.86	\$20.59				\$0.00				\$0.00			\$20.59
RM112 / Gregory Lane													
58/Sternick	01/20/17	7,163w	0.07	1.76							0.00		1.76
58/Sternick	01/20/17	7,163w	0.07	1.76							0.00		1.76
58/Sternick	01/20/17	7,163w	0.07	1.76							0.00		1.76
86/Ettore	01/20/17	7,163w	0.07	1.35							0.00		1.35
86/Ettore	01/20/17	7,163w	0.07	1.35							0.00		1.35
86/Ettore	01/20/17	7,163w	0.07	1.35							0.00		1.35
Gregory Lane Sub Total	0.39	\$9.33				\$0.00				\$0.00			\$9.33
RM113 / Harlan School Rd (by County Line)													
80/Daniels	02/27/17	7,331w	0.06	1.38							0.00		1.38
80/Daniels	02/27/17	7,331w	0.06	1.38							0.00		1.38
80/Daniels	02/27/17	7,331w	0.06	1.38							0.00		1.38
80/Daniels	02/28/17	7,331w	0.07	1.74							0.00		1.74
80/Daniels	02/28/17	7,331w	0.07	1.74							0.00		1.74
80/Daniels	02/28/17	7,331w	0.07	1.74							0.00		1.74
80/Daniels	02/28/17	7,331w	0.07	1.74							0.00		1.74
80/Daniels	02/28/17	7,331w	0.07	1.74							0.00		1.74
80/Daniels	02/28/17	7,331w	0.07	1.74							0.00		1.74
80/Daniels	02/28/17	7,331w	0.07	1.74							0.00		1.74
80/Daniels	02/28/17	7,331w	0.07	1.74							0.00		1.74
80/Daniels	02/28/17	7,331w	0.07	1.74							0.00		1.74
Harlan School Rd (by County Line)	0.84	\$19.81				\$0.00				\$0.00			\$19.81
RM114 / Harlan School Rd.													

2/1/2018

Comprehensive Detail by Task/Location

1172 / Inlet Inspection					Equipment	Eqp Hr/MI	Eqp Cost	Material	Mat Used	Mat Cost	Contractor Cost	Overhead Cost	Total
Labor Hrs	Labor Cost												
58/Sternick	02/16/17	7,239w	0.09	2.50							0.00		2.50
58/Sternick	02/16/17	7,239w	0.09	2.50							0.00		2.50
80/Daniels	02/16/17	7,239w	0.09	2.19							0.00		2.19
80/Daniels	02/16/17	7,239w	0.09	2.19							0.00		2.19
58/Sternick	02/22/17	7,239w	0.36	9.76							0.00		9.76
58/Sternick	02/22/17	7,239w	0.36	9.76							0.00		9.76
58/Sternick	02/22/17	7,239w	0.36	9.76							0.00		9.76
58/Sternick	02/22/17	7,239w	0.36	9.76							0.00		9.76
58/Sternick	02/22/17	7,239w	0.36	9.76							0.00		9.76
58/Sternick	02/22/17	7,239w	0.36	9.76							0.00		9.76
58/Sternick	02/22/17	7,239w	0.36	9.76							0.00		9.76
58/Sternick	02/22/17	7,239w	0.36	9.76							0.00		9.76
58/Sternick	02/22/17	7,239w	0.36	9.76							0.00		9.76
80/Daniels	02/28/17	7,331w	0.07	1.74							0.00		1.74
80/Daniels	02/28/17	7,331w	0.07	1.74							0.00		1.74
Harlan School Rd. Sub Total			3.79	\$100.68			\$0.00			\$0.00		\$0.00	\$100.68
RM115 / Harvest Dr													
58/Sternick	01/24/17	7,163w	0.17	4.47							0.00		4.47
58/Sternick	01/24/17	7,163w	0.17	4.47							0.00		4.47
58/Sternick	01/24/17	7,163w	0.17	4.47							0.00		4.47
58/Sternick	01/24/17	7,163w	0.17	4.47							0.00		4.47
58/Sternick	01/24/17	7,163w	0.17	4.47							0.00		4.47
58/Sternick	01/24/17	7,163w	0.17	4.47							0.00		4.47
58/Sternick	01/24/17	7,163w	0.17	4.47							0.00		4.47
73/LaBar	01/24/17	7,163w	0.17	4.07							0.00		4.07
73/LaBar	01/24/17	7,163w	0.17	4.07							0.00		4.07
73/LaBar	01/24/17	7,163w	0.17	4.07							0.00		4.07
73/LaBar	01/24/17	7,163w	0.17	4.07							0.00		4.07
73/LaBar	01/24/17	7,163w	0.17	4.07							0.00		4.07
73/LaBar	01/24/17	7,163w	0.17	4.07							0.00		4.07
73/LaBar	01/24/17	7,163w	0.17	4.07							0.00		4.07
73/LaBar	01/24/17	7,163w	0.17	4.07							0.00		4.07
73/LaBar	01/24/17	7,163w	0.17	4.07							0.00		4.07
Harvest Dr Sub Total			2.33	\$59.77			\$0.00			\$0.00		\$0.00	\$59.77

Comprehensive Detail by Task/Location

1172 / Inlet Inspection					Equipment	Eqp Hr/MI	Eqp Cost	Material	Mat Used	Mat Cost	Contractor Cost	Overhead Cost	Total
Labor Hrs	Labor Cost												
RM116 / Henry Rd													
58/Sternick	02/03/17	7,239w	0.07	1.82							0.00		1.82
58/Sternick	02/03/17	7,239w	0.07	1.82							0.00		1.82
58/Sternick	02/03/17	7,239w	0.07	1.82							0.00		1.82
58/Sternick	02/03/17	7,239w	0.07	1.82							0.00		1.82
58/Sternick	02/03/17	7,239w	0.07	1.82							0.00		1.82
58/Sternick	02/03/17	7,239w	0.07	1.82							0.00		1.82
58/Sternick	02/03/17	7,239w	0.07	1.82							0.00		1.82
80/Daniels	02/03/17	7,239w	0.07	1.59							0.00		1.59
80/Daniels	02/03/17	7,239w	0.07	1.59							0.00		1.59
80/Daniels	02/03/17	7,239w	0.07	1.59							0.00		1.59
80/Daniels	02/03/17	7,239w	0.07	1.59							0.00		1.59
80/Daniels	02/03/17	7,239w	0.07	1.59							0.00		1.59
80/Daniels	02/03/17	7,239w	0.07	1.59							0.00		1.59
80/Daniels	02/03/17	7,239w	0.07	1.59							0.00		1.59
Henry Rd Sub Total			1.08	\$27.30			\$0.00			\$0.00		\$0.00	\$27.30
RM117 / Heritage Ct													
80/Daniels	02/23/17	7,331w	0.06	1.46							0.00		1.46
80/Daniels	02/23/17	7,331w	0.06	1.46							0.00		1.46
80/Daniels	02/23/17	7,331w	0.06	1.46							0.00		1.46
80/Daniels	02/23/17	7,331w	0.06	1.46							0.00		1.46
Heritage Ct Sub Total			0.31	\$7.28			\$0.00			\$0.00		\$0.00	\$7.28
RM118 / Hickory Hill Rd													
58/Sternick	01/17/17	7,130w	0.10	2.68							0.00		2.68
58/Sternick	01/17/17	7,130w	0.10	2.68							0.00		2.68
58/Sternick	01/17/17	7,130w	0.10	2.68							0.00		2.68
58/Sternick	01/17/17	7,130w	0.10	2.68							0.00		2.68
80/Daniels	01/17/17	7,130w	0.10	2.35							0.00		2.35

Comprehensive Detail by Task/Location

1172 / Inlet Inspection					Equipment	Eqp Hr/MI	Eqp Cost	Material	Mat Used	Mat Cost	Contractor Cost	Overhead Cost	Total
Labor Hrs	Labor Cost												
80/Daniels	01/17/17	7,130w	0.10	2.35							0.00		2.35
80/Daniels	01/17/17	7,130w	0.10	2.35							0.00		2.35
80/Daniels	01/17/17	7,130w	0.10	2.35							0.00		2.35
Hickory Hill Rd Sub Total			0.80	\$20.13			\$0.00			\$0.00	\$0.00	\$0.00	\$20.13
RM119 / Hidden Lane					Equipment	Eqp Hr/MI	Eqp Cost	Material	Mat Used	Mat Cost	Contractor Cost	Overhead Cost	Total
58/Sternick	01/26/17	7,163w	0.11	2.86							0.00		2.86
58/Sternick	01/26/17	7,163w	0.11	2.86							0.00		2.86
58/Sternick	01/26/17	7,163w	0.11	2.86							0.00		2.86
58/Sternick	01/26/17	7,163w	0.11	2.86							0.00		2.86
58/Sternick	01/26/17	7,163w	0.11	2.86							0.00		2.86
58/Sternick	01/26/17	7,163w	0.11	2.86							0.00		2.86
73/LaBar	01/26/17	7,163w	0.11	2.60							0.00		2.60
73/LaBar	01/26/17	7,163w	0.11	2.60							0.00		2.60
73/LaBar	01/26/17	7,163w	0.11	2.60							0.00		2.60
73/LaBar	01/26/17	7,163w	0.11	2.60							0.00		2.60
73/LaBar	01/26/17	7,163w	0.11	2.60							0.00		2.60
Hidden Lane Sub Total			1.07	\$27.32			\$0.00			\$0.00	\$0.00	\$0.00	\$27.32
RM120 / Highview Court					Equipment	Eqp Hr/MI	Eqp Cost	Material	Mat Used	Mat Cost	Contractor Cost	Overhead Cost	Total
58/Sternick	01/18/17	7,130w	0.13	3.52							0.00		3.52
58/Sternick	01/18/17	7,130w	0.13	3.52							0.00		3.52
86/Ettore	01/18/17	7,130w	0.13	2.70							0.00		2.70
86/Ettore	01/18/17	7,130w	0.13	2.70							0.00		2.70
Highview Court Sub Total			0.52	\$12.44			\$0.00			\$0.00	\$0.00	\$0.00	\$12.44
RM121 / Hill Top Ln					Equipment	Eqp Hr/MI	Eqp Cost	Material	Mat Used	Mat Cost	Contractor Cost	Overhead Cost	Total
58/Sternick	01/31/17	7,163w	0.07	1.95							0.00		1.95
58/Sternick	01/31/17	7,163w	0.07	1.95							0.00		1.95
58/Sternick	01/31/17	7,163w	0.07	1.95							0.00		1.95
58/Sternick	01/31/17	7,163w	0.07	1.95							0.00		1.95
73/LaBar	01/31/17	7,163w	0.07	1.77							0.00		1.77
73/LaBar	01/31/17	7,163w	0.07	1.77							0.00		1.77

Comprehensive Detail by Task/Location

1172 / Inlet Inspection					Equipment	Eqp Hr/MI	Eqp Cost	Material	Mat Used	Mat Cost	Contractor Cost	Overhead Cost	Total
Labor Hrs	Labor Cost												
73/LaBar	01/31/17	7,163w	0.07	1.77							0.00		1.77
73/LaBar	01/31/17	7,163w	0.07	1.77							0.00		1.77
Hill Top Ln Sub Total			0.58	\$14.90			\$0.00			\$0.00	\$0.00	\$0.00	\$14.90
RM122 / Hillcrest Drive					Equipment	Eqp Hr/MI	Eqp Cost	Material	Mat Used	Mat Cost	Contractor Cost	Overhead Cost	Total
58/Sternick	01/19/17	7,163w	0.08	2.17							0.00		2.17
58/Sternick	01/19/17	7,163w	0.08	2.17							0.00		2.17
58/Sternick	01/19/17	7,163w	0.08	2.17							0.00		2.17
58/Sternick	01/19/17	7,163w	0.08	2.17							0.00		2.17
58/Sternick	01/19/17	7,163w	0.08	2.17							0.00		2.17
58/Sternick	01/19/17	7,163w	0.08	2.17							0.00		2.17
58/Sternick	01/19/17	7,163w	0.08	2.17							0.00		2.17
58/Sternick	01/19/17	7,163w	0.08	2.17							0.00		2.17
58/Sternick	01/19/17	7,163w	0.08	2.17							0.00		2.17
58/Sternick	01/19/17	7,163w	0.08	2.17							0.00		2.17
58/Sternick	01/19/17	7,163w	0.08	2.17							0.00		2.17
58/Sternick	01/19/17	7,163w	0.08	2.17							0.00		2.17
58/Sternick	01/19/17	7,163w	0.08	2.17							0.00		2.17
58/Sternick	01/19/17	7,163w	0.08	2.17							0.00		2.17
58/Sternick	01/19/17	7,163w	0.08	2.17							0.00		2.17
58/Sternick	01/19/17	7,163w	0.08	2.17							0.00		2.17
58/Sternick	01/19/17	7,163w	0.08	2.17							0.00		2.17
58/Sternick	01/19/17	7,163w	0.08	2.17							0.00		2.17
58/Sternick	01/19/17	7,163w	0.08	2.17							0.00		2.17
58/Sternick	01/19/17	7,163w	0.08	2.17							0.00		2.17
58/Sternick	01/19/17	7,163w	0.08	2.17							0.00		2.17
58/Sternick	01/19/17	7,163w	0.08	2.17							0.00		2.17
58/Sternick	01/19/17	7,163w	0.08	2.17							0.00		2.17
58/Sternick	01/19/17	7,163w	0.08	2.17							0.00		2.17
58/Sternick	01/19/17	7,163w	0.08	2.17							0.00		2.17

Township of Branchburg

Reporting Dates Year 2017

Comprehensive Detail by Task/Location

1172 / Inlet Inspection		Labor Hrs	Labor Cost	Equipment	Eqp Hr/M	Eqp Cost	Material	Mat Used	Mat Cost	Contractor Cost	Overhead Cost	Total
58/Sternick	01/19/17	7,163w	0.08	2.17						0.00		2.17
58/Sternick	01/19/17	7,163w	0.08	2.17						0.00		2.17
58/Sternick	01/19/17	7,163w	0.08	2.17						0.00		2.17
58/Sternick	01/19/17	7,163w	0.08	2.17						0.00		2.17
58/Sternick	01/19/17	7,163w	0.08	2.17						0.00		2.17
58/Sternick	01/19/17	7,163w	0.08	2.17						0.00		2.17
58/Sternick	01/19/17	7,163w	0.08	2.17						0.00		2.17
58/Sternick	01/19/17	7,163w	0.08	2.17						0.00		2.17
86/Ettore	01/19/17	7,163w	0.08	1.66						0.00		1.66
86/Ettore	01/19/17	7,163w	0.08	1.66						0.00		1.66
86/Ettore	01/19/17	7,163w	0.08	1.66						0.00		1.66
86/Ettore	01/19/17	7,163w	0.08	1.66						0.00		1.66
86/Ettore	01/19/17	7,163w	0.08	1.66						0.00		1.66
86/Ettore	01/19/17	7,163w	0.08	1.66						0.00		1.66
86/Ettore	01/19/17	7,163w	0.08	1.66						0.00		1.66
86/Ettore	01/19/17	7,163w	0.08	1.66						0.00		1.66
86/Ettore	01/19/17	7,163w	0.08	1.66						0.00		1.66
86/Ettore	01/19/17	7,163w	0.08	1.66						0.00		1.66
86/Ettore	01/19/17	7,163w	0.08	1.66						0.00		1.66
86/Ettore	01/19/17	7,163w	0.08	1.66						0.00		1.66
86/Ettore	01/19/17	7,163w	0.08	1.66						0.00		1.66
86/Ettore	01/19/17	7,163w	0.08	1.66						0.00		1.66
86/Ettore	01/19/17	7,163w	0.08	1.66						0.00		1.66
86/Ettore	01/19/17	7,163w	0.08	1.66						0.00		1.66
86/Ettore	01/19/17	7,163w	0.08	1.66						0.00		1.66
86/Ettore	01/19/17	7,163w	0.08	1.66						0.00		1.66
86/Ettore	01/19/17	7,163w	0.08	1.66						0.00		1.66
86/Ettore	01/19/17	7,163w	0.08	1.66						0.00		1.66
86/Ettore	01/19/17	7,163w	0.08	1.66						0.00		1.66
86/Ettore	01/19/17	7,163w	0.08	1.66						0.00		1.66
86/Ettore	01/19/17	7,163w	0.08	1.66						0.00		1.66
86/Ettore	01/19/17	7,163w	0.08	1.66						0.00		1.66

2/1/2018

115

Township of Branchburg

Reporting Dates Year 2017

Comprehensive Detail by Task/Location

1172 / Inlet Inspection		Labor Hrs	Labor Cost	Equipment	Eqp Hr/M	Eqp Cost	Material	Mat Used	Mat Cost	Contractor Cost	Overhead Cost	Total
86/Ettore	01/19/17	7,163w	0.08	1.66						0.00		1.66
86/Ettore	01/19/17	7,163w	0.08	1.66						0.00		1.66
86/Ettore	01/19/17	7,163w	0.08	1.66						0.00		1.66
86/Ettore	01/19/17	7,163w	0.08	1.66						0.00		1.66
86/Ettore	01/19/17	7,163w	0.08	1.66						0.00		1.66
86/Ettore	01/19/17	7,163w	0.08	1.66						0.00		1.66
86/Ettore	01/19/17	7,163w	0.08	1.66						0.00		1.66
86/Ettore	01/19/17	7,163w	0.08	1.66						0.00		1.66
86/Ettore	01/19/17	7,163w	0.08	1.66						0.00		1.66
86/Ettore	01/19/17	7,163w	0.08	1.66						0.00		1.66
86/Ettore	01/19/17	7,163w	0.08	1.66						0.00		1.66
86/Ettore	01/19/17	7,163w	0.08	1.66						0.00		1.66
86/Ettore	01/19/17	7,163w	0.08	1.66						0.00		1.66
Hillcrest Drive Sub Total		6.14	\$145.64			\$0.00			\$0.00	\$0.00		\$145.64
RM123 / Holland Brook Rd West												
58/Sternick	01/27/17	7,163w	0.08	2.24						0.00		2.24
58/Sternick	01/27/17	7,163w	0.08	2.24						0.00		2.24
58/Sternick	01/27/17	7,163w	0.08	2.24						0.00		2.24
58/Sternick	01/27/17	7,163w	0.08	2.24						0.00		2.24
58/Sternick	01/27/17	7,163w	0.08	2.24						0.00		2.24
58/Sternick	01/27/17	7,163w	0.08	2.24						0.00		2.24
58/Sternick	01/27/17	7,163w	0.08	2.24						0.00		2.24
58/Sternick	01/27/17	7,163w	0.08	2.24						0.00		2.24
58/Sternick	01/27/17	7,163w	0.08	2.24						0.00		2.24
58/Sternick	01/27/17	7,163w	0.08	2.24						0.00		2.24
58/Sternick	01/27/17	7,163w	0.08	2.24						0.00		2.24
58/Sternick	01/27/17	7,163w	0.08	2.24						0.00		2.24
58/Sternick	01/27/17	7,163w	0.08	2.24						0.00		2.24
58/Sternick	01/27/17	7,163w	0.08	2.24						0.00		2.24
58/Sternick	01/27/17	7,163w	0.08	2.24						0.00		2.24
58/Sternick	01/27/17	7,163w	0.08	2.24						0.00		2.24
58/Sternick	01/27/17	7,163w	0.08	2.24						0.00		2.24
Holland Brook Rd West Sub Total		1.25	\$33.55			\$0.00			\$0.00	\$0.00		\$33.55
RM124 / Holland Brook Rd.												
58/Sternick	01/20/17	7,163w	0.07	1.76						0.00		1.76
58/Sternick	01/20/17	7,163w	0.07	1.76						0.00		1.76

2/1/2018

116

Comprehensive Detail by Task/Location

1172 / Inlet Inspection		Labor Hrs	Labor Cost	Equipment	Eqp Hr/MI	Eqp Cost	Material	Mat Used	Mat Cost	Contractor Cost	Overhead Cost	Total
Horizon Way Sub Total		3.42	\$90.05			\$0.00			\$0.00	\$0.00	\$0.00	\$90.05
RM127 / Howell Drive												
58/Sternick	02/22/17	7,331w	0.09	2.33						0.00		2.33
58/Sternick	02/22/17	7,331w	0.09	2.33						0.00		2.33
58/Sternick	02/22/17	7,331w	0.09	2.33						0.00		2.33
58/Sternick	02/22/17	7,331w	0.09	2.33						0.00		2.33
58/Sternick	02/22/17	7,331w	0.09	2.33						0.00		2.33
58/Sternick	02/22/17	7,331w	0.09	2.33						0.00		2.33
58/Sternick	02/22/17	7,331w	0.09	2.33						0.00		2.33
58/Sternick	02/22/17	7,331w	0.09	2.33						0.00		2.33
80/Daniels	02/22/17	7,331w	0.09	2.04						0.00		2.04
80/Daniels	02/22/17	7,331w	0.09	2.04						0.00		2.04
80/Daniels	02/22/17	7,331w	0.09	2.04						0.00		2.04
80/Daniels	02/22/17	7,331w	0.09	2.04						0.00		2.04
80/Daniels	02/22/17	7,331w	0.09	2.04						0.00		2.04
80/Daniels	02/22/17	7,331w	0.09	2.04						0.00		2.04
80/Daniels	02/22/17	7,331w	0.09	2.04						0.00		2.04
80/Daniels	02/22/17	7,331w	0.09	2.04						0.00		2.04
80/Daniels	02/28/17	7,331w	0.07	1.74						0.00		1.74
Howell Drive Sub Total		1.29	\$32.38			\$0.00			\$0.00	\$0.00	\$0.00	\$32.38
RM128 / Hummingbird Lane												
58/Sternick	02/16/17	7,239w	0.09	2.50						0.00		2.50
58/Sternick	02/16/17	7,239w	0.09	2.50						0.00		2.50
80/Daniels	02/16/17	7,239w	0.09	2.19						0.00		2.19
80/Daniels	02/16/17	7,239w	0.09	2.19						0.00		2.19
Hummingbird Lane Sub Total		0.37	\$9.36			\$0.00			\$0.00	\$0.00	\$0.00	\$9.36
RM129 / Huron Trail												
25/Pucciarelli	02/24/17	7,331w	0.06	1.65						0.00		1.65
25/Pucciarelli	02/24/17	7,331w	0.06	1.65						0.00		1.65
25/Pucciarelli	02/24/17	7,331w	0.06	1.65						0.00		1.65
25/Pucciarelli	02/24/17	7,331w	0.06	1.65						0.00		1.65

2/1/2018

119

Township of Branchburg

Comprehensive Detail by Task/Location

1172 / Inlet Inspection		Labor Hrs	Labor Cost	Equipment	Eqp Hr/MI	Eqp Cost	Material	Mat Used	Mat Cost	Contractor Cost	Overhead Cost	Total
58/Sternick	02/24/17	7,331w	0.06	1.57						0.00		1.57
58/Sternick	02/24/17	7,331w	0.06	1.57						0.00		1.57
58/Sternick	02/24/17	7,331w	0.06	1.57						0.00		1.57
58/Sternick	02/24/17	7,331w	0.06	1.57						0.00		1.57
Huron Trail Sub Total		0.47	\$12.87			\$0.00			\$0.00	\$0.00	\$0.00	\$12.87
RM130 / Huyler Rd												
25/Pucciarelli	02/07/17	7,239w	0.07	2.04						0.00		2.04
25/Pucciarelli	02/07/17	7,239w	0.07	2.04						0.00		2.04
25/Pucciarelli	02/07/17	7,239w	0.07	2.04						0.00		2.04
25/Pucciarelli	02/07/17	7,239w	0.07	2.04						0.00		2.04
25/Pucciarelli	02/07/17	7,239w	0.07	2.04						0.00		2.04
25/Pucciarelli	02/07/17	7,239w	0.07	2.04						0.00		2.04
25/Pucciarelli	02/07/17	7,239w	0.07	2.04						0.00		2.04
25/Pucciarelli	02/07/17	7,239w	0.07	2.04						0.00		2.04
25/Pucciarelli	02/07/17	7,239w	0.07	2.04						0.00		2.04
25/Pucciarelli	02/07/17	7,239w	0.07	2.04						0.00		2.04
25/Pucciarelli	02/07/17	7,239w	0.07	2.04						0.00		2.04
25/Pucciarelli	02/07/17	7,239w	0.07	2.04						0.00		2.04
25/Pucciarelli	02/07/17	7,239w	0.07	2.04						0.00		2.04
25/Pucciarelli	02/07/17	7,239w	0.07	2.04						0.00		2.04
25/Pucciarelli	02/07/17	7,239w	0.07	2.04						0.00		2.04
25/Pucciarelli	02/07/17	7,239w	0.07	2.04						0.00		2.04
25/Pucciarelli	02/07/17	7,239w	0.07	2.04						0.00		2.04
25/Pucciarelli	02/07/17	7,239w	0.07	2.04						0.00		2.04
25/Pucciarelli	02/07/17	7,239w	0.07	2.04						0.00		2.04
25/Pucciarelli	02/07/17	7,239w	0.07	2.04						0.00		2.04
25/Pucciarelli	02/07/17	7,239w	0.07	2.04						0.00		2.04
25/Pucciarelli	02/07/17	7,239w	0.07	2.04						0.00		2.04
25/Pucciarelli	02/07/17	7,239w	0.07	2.04						0.00		2.04
25/Pucciarelli	02/07/17	7,239w	0.07	2.04						0.00		2.04
25/Pucciarelli	02/07/17	7,239w	0.07	2.04						0.00		2.04
25/Pucciarelli	02/07/17	7,239w	0.07	2.04						0.00		2.04
25/Pucciarelli	02/07/17	7,239w	0.07	2.04						0.00		2.04
25/Pucciarelli	02/07/17	7,239w	0.07	2.04						0.00		2.04
25/Pucciarelli	02/07/17	7,239w	0.07	2.04						0.00		2.04
25/Pucciarelli	02/07/17	7,239w	0.07	2.04						0.00		2.04
25/Pucciarelli	02/07/17	7,239w	0.07	2.04						0.00		2.04
25/Pucciarelli	02/07/17	7,239w	0.07	2.04						0.00		2.04
25/Pucciarelli	02/07/17	7,239w	0.07	2.04						0.00		2.04
25/Pucciarelli	02/07/17	7,239w	0.07	2.04						0.00		2.04
25/Pucciarelli	02/07/17	7,239w	0.07	2.04						0.00		2.04
25/Pucciarelli	02/07/17	7,239w	0.07	2.04						0.00		2.04
25/Pucciarelli	02/07/17	7,239w	0.07	2.04						0.00		2.04
25/Pucciarelli	02/07/17	7,239w	0.07	2.04						0.00		2.04
25/Pucciarelli	02/07/17	7,239w	0.07	2.04						0.00		2.04
25/Pucciarelli	02/07/17	7,239w	0.07	2.04						0.00		2.04
25/Pucciarelli	02/07/17	7,239w	0.07	2.04						0.00		2.04
25/Pucciarelli	02/07/17	7,239w	0.07	2.04						0.00		2.04
25/Pucciarelli	02/07/17	7,239w	0.07	2.04						0.00		2.04
25/Pucciarelli	02/07/17	7,239w	0.07	2.04						0.00		2.04
25/Pucciarelli	02/07/17	7,239w	0.07	2.04						0.00		2.04
25/Pucciarelli	02/07/17	7,239w	0.07	2.04						0.00		2.04
25/Pucciarelli	02/07/17	7,239w	0.07	2.04						0.00		2.04
25/Pucciarelli	02/07/17	7,239w	0.07	2.04						0.00		2.04
25/Pucciarelli	02/07/17	7,239w	0.07	2.04						0.00		2.04
25/Pucciarelli	02/07/17	7,239w	0.07	2.04						0.00		2.04
Huyler Rd Sub Total		1.87	\$51.63			\$0.00			\$0.00	\$0.00	\$0.00	\$51.63

2/1/2018

120

Comprehensive Detail by Task/Location

1172 / Inlet Inspection				Eqp	Eqp	Mat	Mat	Contractor	Overhead	Total
Labor Hrs	Labor Cost	Equipment	Hr/MI	Cost	Material	Used	Cost	Cost	Cost	
80/Daniels	02/28/17	7,331w	0.07	1.74				0.00		1.74
80/Daniels	02/28/17	7,331w	0.07	1.74				0.00		1.74
80/Daniels	02/28/17	7,331w	0.07	1.74				0.00		1.74
80/Daniels	02/28/17	7,331w	0.07	1.74				0.00		1.74
80/Daniels	02/28/17	7,331w	0.07	1.74				0.00		1.74
80/Daniels	02/28/17	7,331w	0.07	1.74				0.00		1.74
80/Daniels	02/28/17	7,331w	0.07	1.74				0.00		1.74
80/Daniels	02/28/17	7,331w	0.07	1.74				0.00		1.74
80/Daniels	02/28/17	7,331w	0.07	1.74				0.00		1.74
80/Daniels	02/28/17	7,331w	0.07	1.74				0.00		1.74
80/Daniels	02/28/17	7,331w	0.07	1.74				0.00		1.74
80/Daniels	02/28/17	7,331w	0.07	1.74				0.00		1.74
80/Daniels	02/28/17	7,331w	0.07	1.74				0.00		1.74
80/Daniels	02/28/17	7,331w	0.07	1.74				0.00		1.74
80/Daniels	02/28/17	7,331w	0.07	1.74				0.00		1.74
80/Daniels	02/28/17	7,331w	0.07	1.74				0.00		1.74
80/Daniels	02/28/17	7,331w	0.07	1.74				0.00		1.74
80/Daniels	02/28/17	7,331w	0.07	1.74				0.00		1.74
Industrial Parkway (county Line Rd)	2.04	\$47.95					\$0.00	\$0.00	\$0.00	\$47.95
RM134 / Iroquois Trail										
25/Pucciarelli	02/24/17	7,331w	0.06	1.65				0.00		1.65
25/Pucciarelli	02/24/17	7,331w	0.06	1.65				0.00		1.65
25/Pucciarelli	02/24/17	7,331w	0.06	1.65				0.00		1.65
25/Pucciarelli	02/24/17	7,331w	0.06	1.65				0.00		1.65
25/Pucciarelli	02/24/17	7,331w	0.06	1.65				0.00		1.65
25/Pucciarelli	02/24/17	7,331w	0.06	1.65				0.00		1.65
25/Pucciarelli	02/24/17	7,331w	0.06	1.65				0.00		1.65
25/Pucciarelli	02/24/17	7,331w	0.06	1.65				0.00		1.65
58/Sternick	02/24/17	7,331w	0.06	1.57				0.00		1.57
58/Sternick	02/24/17	7,331w	0.06	1.57				0.00		1.57
58/Sternick	02/24/17	7,331w	0.06	1.57				0.00		1.57
58/Sternick	02/24/17	7,331w	0.06	1.57				0.00		1.57
58/Sternick	02/24/17	7,331w	0.06	1.57				0.00		1.57
58/Sternick	02/24/17	7,331w	0.06	1.57				0.00		1.57
58/Sternick	02/24/17	7,331w	0.06	1.57				0.00		1.57
58/Sternick	02/24/17	7,331w	0.06	1.57				0.00		1.57
58/Sternick	02/24/17	7,331w	0.06	1.57				0.00		1.57
58/Sternick	02/24/17	7,331w	0.06	1.57				0.00		1.57
58/Sternick	02/24/17	7,331w	0.06	1.57				0.00		1.57
58/Sternick	02/24/17	7,331w	0.06	1.57				0.00		1.57

2/1/2018

Comprehensive Detail by Task/Location

1172 / Inlet Inspection				Eqp	Eqp	Mat	Mat	Contractor	Overhead	Total
Labor Hrs	Labor Cost	Equipment	Hr/MI	Cost	Material	Used	Cost	Cost	Cost	
Iroquois Trail Sub Total	0.82	\$22.52		\$0.00			\$0.00	\$0.00	\$0.00	\$22.52
RM135 / Jeffrey Ct										
25/Pucciarelli	02/07/17	7,239w	0.07	2.04				0.00		2.04
25/Pucciarelli	02/07/17	7,239w	0.07	2.04				0.00		2.04
25/Pucciarelli	02/07/17	7,239w	0.07	2.04				0.00		2.04
25/Pucciarelli	02/07/17	7,239w	0.07	2.04				0.00		2.04
25/Pucciarelli	02/07/17	7,239w	0.07	2.04				0.00		2.04
58/Sternick	02/07/17	7,239w	0.07	1.93				0.00		1.93
58/Sternick	02/07/17	7,239w	0.07	1.93				0.00		1.93
58/Sternick	02/07/17	7,239w	0.07	1.93				0.00		1.93
58/Sternick	02/07/17	7,239w	0.07	1.93				0.00		1.93
58/Sternick	02/07/17	7,239w	0.07	1.93				0.00		1.93
58/Sternick	02/07/17	7,239w	0.07	1.93				0.00		1.93
58/Sternick	02/07/17	7,239w	0.07	1.93				0.00		1.93
58/Sternick	02/07/17	7,239w	0.07	1.93				0.00		1.93
58/Sternick	02/07/17	7,239w	0.07	1.93				0.00		1.93
58/Sternick	02/07/17	7,239w	0.07	1.93				0.00		1.93
58/Sternick	02/07/17	7,239w	0.07	1.93				0.00		1.93
58/Sternick	02/07/17	7,239w	0.07	1.93				0.00		1.93
58/Sternick	02/07/17	7,239w	0.07	1.93				0.00		1.93
58/Sternick	02/07/17	7,239w	0.07	1.93				0.00		1.93
58/Sternick	02/07/17	7,239w	0.07	1.93				0.00		1.93
58/Sternick	02/07/17	7,239w	0.07	1.93				0.00		1.93
58/Sternick	02/07/17	7,239w	0.07	1.93				0.00		1.93
58/Sternick	02/07/17	7,239w	0.07	1.93				0.00		1.93
Jeffrey Ct Sub Total	0.72	\$19.86		\$0.00			\$0.00	\$0.00	\$0.00	\$19.86
RM136 / Johns Ln										
58/Sternick	01/06/17	7,130w	0.10	2.59				0.00		2.59
58/Sternick	01/06/17	7,130w	0.10	2.59				0.00		2.59
58/Sternick	01/06/17	7,130w	0.10	2.59				0.00		2.59
58/Sternick	01/06/17	7,130w	0.10	2.59				0.00		2.59
58/Sternick	01/06/17	7,130w	0.10	2.59				0.00		2.59
58/Sternick	01/06/17	7,130w	0.10	2.59				0.00		2.59
58/Sternick	01/06/17	7,130w	0.10	2.59				0.00		2.59
58/Sternick	01/06/17	7,130w	0.10	2.59				0.00		2.59
58/Sternick	01/06/17	7,130w	0.10	2.59				0.00		2.59
58/Sternick	01/06/17	7,130w	0.10	2.59				0.00		2.59
58/Sternick	01/06/17	7,130w	0.10	2.59				0.00		2.59
58/Sternick	01/06/17	7,130w	0.10	2.59				0.00		2.59
58/Sternick	01/06/17	7,130w	0.10	2.59				0.00		2.59
58/Sternick	01/06/17	7,130w	0.10	2.59				0.00		2.59
58/Sternick	01/06/17	7,130w	0.10	2.59				0.00		2.59
58/Sternick	01/06/17	7,130w	0.10	2.59				0.00		2.59
58/Sternick	01/06/17	7,130w	0.10	2.59				0.00		2.59
58/Sternick	01/06/17	7,130w	0.10	2.59				0.00		2.59
58/Sternick	01/06/17	7,130w	0.10	2.59				0.00		2.59
58/Sternick	01/06/17	7,130w	0.10	2.59				0.00		2.59
58/Sternick	01/06/17	7,130w	0.10	2.59				0.00		2.59
58/Sternick	01/06/17	7,130w	0.10	2.59				0.00		2.59

2/1/2018

Township of Branchburg

Reporting Dates Year 2017

Comprehensive Detail by Task/Location

1172 / Inlet Inspection					Eqp	Eqp	Mat	Mat	Contractor	Overhead	Total
		Labor Hrs	Labor Cost	Equipment	Hr/MI	Cost	Used	Cost	Cost	Cost	
Johns Ln Sub Total		1.54	\$41.39			\$0.00		\$0.00	\$0.00	\$0.00	\$41.39
RM137 / Justin Way											
25/Pucciarelli	02/02/17	7,163w	0.26						0.00		7.29
25/Pucciarelli	02/02/17	7,163w	0.26						0.00		7.29
58/Sternick	02/02/17	7,163w	0.26						0.00		6.93
58/Sternick	02/02/17	7,163w	0.26						0.00		6.93
Justin Way Sub Total		1.03	\$28.44			\$0.00		\$0.00	\$0.00	\$0.00	\$28.44
RM138 / Kacey Ct											
58/Sternick	01/31/17	7,163w	0.07						0.00		1.95
73/LaBar	01/31/17	7,163w	0.07						0.00		1.77
Kacey Ct Sub Total		0.15	\$3.73			\$0.00		\$0.00	\$0.00	\$0.00	\$3.73
RM139 / Katherine Street											
58/Sternick	02/16/17	7,239w	0.09						0.00		2.50
58/Sternick	02/16/17	7,239w	0.09						0.00		2.50
58/Sternick	02/16/17	7,239w	0.09						0.00		2.50
58/Sternick	02/16/17	7,239w	0.09						0.00		2.50
58/Sternick	02/16/17	7,239w	0.09						0.00		2.50
80/Daniels	02/16/17	7,239w	0.09						0.00		2.19
80/Daniels	02/16/17	7,239w	0.09						0.00		2.19
80/Daniels	02/16/17	7,239w	0.09						0.00		2.19
80/Daniels	02/16/17	7,239w	0.09						0.00		2.19
80/Daniels	02/16/17	7,239w	0.09						0.00		2.19
Katherine Street Sub Total		0.93	\$23.41			\$0.00		\$0.00	\$0.00	\$0.00	\$23.41
RM140 / Katydid Drive											
80/Daniels	02/23/17	7,331w	0.06						0.00		1.46
80/Daniels	02/23/17	7,331w	0.06						0.00		1.46
80/Daniels	02/23/17	7,331w	0.06						0.00		1.46
80/Daniels	02/23/17	7,331w	0.06						0.00		1.46

2/1/2018

125

Township of Branchburg

Reporting Dates Year 2017

Comprehensive Detail by Task/Location

1172 / Inlet Inspection					Eqp	Eqp	Mat	Mat	Contractor	Overhead	Total
		Labor Hrs	Labor Cost	Equipment	Hr/MI	Cost	Used	Cost	Cost	Cost	
80/Daniels	02/23/17	7,331w	0.06						0.00		1.46
80/Daniels	02/23/17	7,331w	0.06						0.00		1.46
80/Daniels	02/23/17	7,331w	0.06						0.00		1.46
Katydid Drive Sub Total		0.43	\$10.20			\$0.00		\$0.00	\$0.00	\$0.00	\$10.20
RM141 / Kelly Dr											
58/Sternick	01/06/17	7,130w	0.10						0.00		2.59
58/Sternick	01/06/17	7,130w	0.10						0.00		2.59
58/Sternick	01/06/17	7,130w	0.10						0.00		2.59
58/Sternick	01/06/17	7,130w	0.10						0.00		2.59
58/Sternick	01/06/17	7,130w	0.10						0.00		2.59
58/Sternick	01/06/17	7,130w	0.10						0.00		2.59
58/Sternick	01/06/17	7,130w	0.10						0.00		2.59
58/Sternick	01/06/17	7,130w	0.10						0.00		2.59
58/Sternick	01/06/17	7,130w	0.10						0.00		2.59
58/Sternick	01/06/17	7,130w	0.10						0.00		2.59
58/Sternick	01/06/17	7,130w	0.10						0.00		2.59
58/Sternick	01/06/17	7,130w	0.10						0.00		2.59
58/Sternick	01/06/17	7,130w	0.10						0.00		2.59
58/Sternick	01/06/17	7,130w	0.10						0.00		2.59
58/Sternick	01/06/17	7,130w	0.10						0.00		2.59
58/Sternick	01/06/17	7,130w	0.10						0.00		2.59
Kelly Dr Sub Total		1.45	\$38.80			\$0.00		\$0.00	\$0.00	\$0.00	\$38.80
RM142 / Kenbury Rd.											
58/Sternick	02/03/17	7,239w	0.07						0.00		1.82
58/Sternick	02/03/17	7,239w	0.07						0.00		1.82
58/Sternick	02/03/17	7,239w	0.07						0.00		1.82
80/Daniels	02/03/17	7,239w	0.07						0.00		1.59
80/Daniels	02/03/17	7,239w	0.07						0.00		1.59
80/Daniels	02/03/17	7,239w	0.07						0.00		1.59
Kenbury Rd. Sub Total		0.41	\$10.24			\$0.00		\$0.00	\$0.00	\$0.00	\$10.24

2/1/2018

125

Comprehensive Detail by Task/Location

1172 / Inlet Inspection													
		Labor Hrs	Labor Cost	Equipment	Eqp Hr/MI	Eqp Cost	Material	Mat Used	Mat Cost	Contractor Cost	Overhead Cost	Total	
RM143 / Kensington Ct													
58/Sternick	01/24/17	7,163w	0.17	4.47						0.00		4.47	
58/Sternick	01/24/17	7,163w	0.17	4.47						0.00		4.47	
73/LaBar	01/24/17	7,163w	0.17	4.07						0.00		4.07	
73/LaBar	01/24/17	7,163w	0.17	4.07						0.00		4.07	
Kensington Ct Sub Total		0.67	\$17.08			\$0.00			\$0.00	\$0.00	\$0.00	\$17.08	
RM145 / Kip Ln													
58/Sternick	01/04/17	7,130w	0.07	1.95	49	0.07	0.73			0.00		2.68	
58/Sternick	01/04/17	7,130w	0.07	1.95	49	0.07	0.73			0.00		2.68	
58/Sternick	01/04/17	7,130w	0.07	1.95	49	0.07	0.73			0.00		2.68	
58/Sternick	01/04/17	7,130w	0.07	1.95	49	0.07	0.73			0.00		2.68	
Kip Ln Sub Total		0.29	\$7.81			\$2.91			\$0.00	\$0.00	\$0.00	\$10.72	
RM146 / Kiva Place													
58/Sternick	02/22/17	7,331w	0.09	2.33						0.00		2.33	
58/Sternick	02/22/17	7,331w	0.09	2.33						0.00		2.33	
58/Sternick	02/22/17	7,331w	0.09	2.33						0.00		2.33	
58/Sternick	02/22/17	7,331w	0.09	2.33						0.00		2.33	
58/Sternick	02/22/17	7,331w	0.09	2.33						0.00		2.33	
58/Sternick	02/22/17	7,331w	0.09	2.33						0.00		2.33	
58/Sternick	02/22/17	7,331w	0.09	2.33						0.00		2.33	
80/Daniels	02/22/17	7,331w	0.09	2.04						0.00		2.04	
80/Daniels	02/22/17	7,331w	0.09	2.04						0.00		2.04	
80/Daniels	02/22/17	7,331w	0.09	2.04						0.00		2.04	
80/Daniels	02/22/17	7,331w	0.09	2.04						0.00		2.04	
80/Daniels	02/22/17	7,331w	0.09	2.04						0.00		2.04	
80/Daniels	02/22/17	7,331w	0.09	2.04						0.00		2.04	
80/Daniels	02/22/17	7,331w	0.09	2.04						0.00		2.04	
Kiva Place Sub Total		1.04	\$26.26			\$0.00			\$0.00	\$0.00	\$0.00	\$26.26	
RM147 / Kyle Ct													
73/LaBar	02/14/17	7,239w	0.09	2.10						0.00		2.10	
73/LaBar	02/14/17	7,239w	0.09	2.10						0.00		2.10	

2/1/2018

Comprehensive Detail by Task/Location

1172 / Inlet Inspection													
		Labor Hrs	Labor Cost	Equipment	Eqp Hr/MI	Eqp Cost	Material	Mat Used	Mat Cost	Contractor Cost	Overhead Cost	Total	
RM148 / Laggren Way													
80/Daniels	02/14/17	7,239w	0.09	2.02						0.00		2.02	
80/Daniels	02/14/17	7,239w	0.09	2.02						0.00		2.02	
Kyle Ct Sub Total		0.34	\$8.24			\$0.00			\$0.00	\$0.00	\$0.00	\$8.24	
RM148 / Laggren Way													
58/Sternick	01/18/17	7,130w	0.13	3.52						0.00		3.52	
58/Sternick	01/18/17	7,130w	0.13	3.52						0.00		3.52	
58/Sternick	01/18/17	7,130w	0.13	3.52						0.00		3.52	
58/Sternick	01/18/17	7,130w	0.13	3.52						0.00		3.52	
58/Sternick	01/18/17	7,130w	0.13	3.52						0.00		3.52	
58/Sternick	01/18/17	7,130w	0.13	3.52						0.00		3.52	
58/Sternick	01/18/17	7,130w	0.13	3.52						0.00		3.52	
58/Sternick	01/18/17	7,130w	0.13	3.52						0.00		3.52	
58/Sternick	01/18/17	7,130w	0.13	3.52						0.00		3.52	
58/Sternick	01/18/17	7,130w	0.13	3.52						0.00		3.52	
86/Ettore	01/18/17	7,130w	0.13	2.70						0.00		2.70	
86/Ettore	01/18/17	7,130w	0.13	2.70						0.00		2.70	
86/Ettore	01/18/17	7,130w	0.13	2.70						0.00		2.70	
86/Ettore	01/18/17	7,130w	0.13	2.70						0.00		2.70	
86/Ettore	01/18/17	7,130w	0.13	2.70						0.00		2.70	
86/Ettore	01/18/17	7,130w	0.13	2.70						0.00		2.70	
86/Ettore	01/18/17	7,130w	0.13	2.70						0.00		2.70	
86/Ettore	01/18/17	7,130w	0.13	2.70						0.00		2.70	
86/Ettore	01/18/17	7,130w	0.13	2.70						0.00		2.70	
86/Ettore	01/18/17	7,130w	0.13	2.70						0.00		2.70	
86/Ettore	01/18/17	7,130w	0.13	2.70						0.00		2.70	
86/Ettore	01/18/17	7,130w	0.13	2.70						0.00		2.70	
Laggren Way Sub Total		2.36	\$55.98			\$0.00			\$0.00	\$0.00	\$0.00	\$55.98	
RM150 / Laurel Ct													
58/Sternick	02/03/17	7,239w	0.07	1.82						0.00		1.82	
58/Sternick	02/03/17	7,239w	0.07	1.82						0.00		1.82	
58/Sternick	02/03/17	7,239w	0.07	1.82						0.00		1.82	
58/Sternick	02/03/17	7,239w	0.07	1.82						0.00		1.82	
58/Sternick	02/03/17	7,239w	0.07	1.82						0.00		1.82	
58/Sternick	02/03/17	7,239w	0.07	1.82						0.00		1.82	
58/Sternick	02/03/17	7,239w	0.07	1.82						0.00		1.82	
58/Sternick	02/03/17	7,239w	0.07	1.82						0.00		1.82	
58/Sternick	02/03/17	7,239w	0.07	1.82						0.00		1.82	

2/1/2018

Comprehensive Detail by Task/Location

1172 / Inlet Inspection		Labor Hrs	Labor Cost	Equipment	Eqp Hr/MI	Eqp Cost	Material	Mat Used	Mat Cost	Contractor Cost	Overhead Cost	Total
80/Daniels	02/03/17	7,239w	0.07	1.59						0.00		1.59
80/Daniels	02/03/17	7,239w	0.07	1.59						0.00		1.59
80/Daniels	02/03/17	7,239w	0.07	1.59						0.00		1.59
80/Daniels	02/03/17	7,239w	0.07	1.59						0.00		1.59
80/Daniels	02/03/17	7,239w	0.07	1.59						0.00		1.59
80/Daniels	02/03/17	7,239w	0.07	1.59						0.00		1.59
80/Daniels	02/03/17	7,239w	0.07	1.59						0.00		1.59
Laurel Ct Sub Total		0.95	\$23.89			\$0.00			\$0.00	\$0.00		\$23.89
RM151 / Lehigh Road												
58/Sternick	01/11/17	7,130w	0.11	2.83						0.00		2.83
58/Sternick	01/11/17	7,130w	0.11	2.83						0.00		2.83
58/Sternick	01/11/17	7,130w	0.11	2.83						0.00		2.83
86/Ettore	01/11/17	7,130w	0.11	2.17						0.00		2.17
86/Ettore	01/11/17	7,130w	0.11	2.17						0.00		2.17
86/Ettore	01/11/17	7,130w	0.11	2.17						0.00		2.17
Lehigh Road Sub Total		0.63	\$14.98			\$0.00			\$0.00	\$0.00		\$14.98
RM152 / Lehman Ln												
58/Sternick	01/26/17	7,163w	0.11	2.86						0.00		2.86
58/Sternick	01/26/17	7,163w	0.11	2.86						0.00		2.86
58/Sternick	01/26/17	7,163w	0.11	2.86						0.00		2.86
73/LaBar	01/26/17	7,163w	0.11	2.60						0.00		2.60
73/LaBar	01/26/17	7,163w	0.11	2.60						0.00		2.60
73/LaBar	01/26/17	7,163w	0.11	2.60						0.00		2.60
Lehman Ln Sub Total		0.64	\$16.39			\$0.00			\$0.00	\$0.00		\$16.39
RM153 / Lenape Trail												
80/Daniels	02/27/17	7,331w	0.06	1.38						0.00		1.38
80/Daniels	02/27/17	7,331w	0.06	1.38						0.00		1.38
80/Daniels	02/27/17	7,331w	0.06	1.38						0.00		1.38
80/Daniels	02/27/17	7,331w	0.06	1.38						0.00		1.38

2/1/2018

129

Comprehensive Detail by Task/Location

1172 / Inlet Inspection		Labor Hrs	Labor Cost	Equipment	Eqp Hr/MI	Eqp Cost	Material	Mat Used	Mat Cost	Contractor Cost	Overhead Cost	Total
80/Daniels	02/27/17	7,331w	0.06	1.38						0.00		1.38
Lenape Trail Sub Total		0.29	\$6.91			\$0.00			\$0.00	\$0.00		\$6.91
RM155 / Lexington Ave												
58/Sternick	01/24/17	7,163w	0.17	4.47						0.00		4.47
58/Sternick	01/24/17	7,163w	0.17	4.47						0.00		4.47
58/Sternick	01/24/17	7,163w	0.17	4.47						0.00		4.47
58/Sternick	01/24/17	7,163w	0.17	4.47						0.00		4.47
58/Sternick	01/24/17	7,163w	0.17	4.47						0.00		4.47
58/Sternick	01/24/17	7,163w	0.17	4.47						0.00		4.47
58/Sternick	01/24/17	7,163w	0.17	4.47						0.00		4.47
73/LaBar	01/24/17	7,163w	0.17	4.07						0.00		4.07
73/LaBar	01/24/17	7,163w	0.17	4.07						0.00		4.07
73/LaBar	01/24/17	7,163w	0.17	4.07						0.00		4.07
73/LaBar	01/24/17	7,163w	0.17	4.07						0.00		4.07
73/LaBar	01/24/17	7,163w	0.17	4.07						0.00		4.07
73/LaBar	01/24/17	7,163w	0.17	4.07						0.00		4.07
73/LaBar	01/24/17	7,163w	0.17	4.07						0.00		4.07
73/LaBar	01/24/17	7,163w	0.17	4.07						0.00		4.07
Lexington Ave Sub Total		2.33	\$59.77			\$0.00			\$0.00	\$0.00		\$59.77
RM156 / Libby Lane												
58/Sternick	02/22/17	7,331w	0.09	2.33						0.00		2.33
58/Sternick	02/22/17	7,331w	0.09	2.33						0.00		2.33
58/Sternick	02/22/17	7,331w	0.09	2.33						0.00		2.33
58/Sternick	02/22/17	7,331w	0.09	2.33						0.00		2.33
80/Daniels	02/22/17	7,331w	0.09	2.04						0.00		2.04
80/Daniels	02/22/17	7,331w	0.09	2.04						0.00		2.04
80/Daniels	02/22/17	7,331w	0.09	2.04						0.00		2.04
80/Daniels	02/22/17	7,331w	0.09	2.04						0.00		2.04
Libby Lane Sub Total		0.70	\$17.51			\$0.00			\$0.00	\$0.00		\$17.51
RM158 / Lindsay Ct												

2/1/2018

130

Comprehensive Detail by Task/Location

Table with columns: Labor Hrs, Labor Cost, Equipment, Eqp Hr/Mi, Eqp Cost, Material, Mat Used, Mat Cost, Contractor Cost, Overhead Cost, Total. Rows include 1172 / Inlet Inspection, Lindsay Ct Sub Total, RM160 / Logan Drive, RM161 / Long Meadow Ct, and Long Meadow Ct Sub Total.

2/1/2018

131

Comprehensive Detail by Task/Location

Table with columns: Labor Hrs, Labor Cost, Equipment, Eqp Hr/Mi, Eqp Cost, Material, Mat Used, Mat Cost, Contractor Cost, Overhead Cost, Total. Rows include 1172 / Inlet Inspection and RM163 / Lukes Pond Rd with multiple entries for 58/Sternick and 80/Daniels.

2/1/2018

132

Township of Branchburg

Reporting Dates Year 2017

Comprehensive Detail by Task/Location

Table with columns: Labor Hrs, Labor Cost, Equipment, Eqp Hr/MI, Eqp Cost, Material, Mat Used, Mat Cost, Contractor Cost, Overhead Cost, Total. Includes task details for '1172 / Inlet Inspection', 'Lukes Pond Rd Sub Total', 'RM164 / Lunde Ln', and 'RM165 / Macintosh Rd'.

2/1/2018

133

Township of Branchburg

Reporting Dates Year 2017

Comprehensive Detail by Task/Location

Table with columns: Labor Hrs, Labor Cost, Equipment, Eqp Hr/MI, Eqp Cost, Material, Mat Used, Mat Cost, Contractor Cost, Overhead Cost, Total. Includes task details for '1172 / Inlet Inspection', 'Macintosh Rd Sub Total', and 'RM167 / Main St'.

2/1/2018

134

Comprehensive Detail by Task/Location

1172 / Inlet Inspection					Equipment	Eqp Hr/MI	Eqp Cost	Material	Mat Used	Mat Cost	Contractor Cost	Overhead Cost	Total
Labor Hrs	Labor Cost												
												\$0.00	
RM168 / Manchester Dr													
58/Sternick	01/31/17	7,163w	0.07	1.95							0.00		1.95
58/Sternick	01/31/17	7,163w	0.07	1.95							0.00		1.95
58/Sternick	01/31/17	7,163w	0.07	1.95							0.00		1.95
58/Sternick	01/31/17	7,163w	0.07	1.95							0.00		1.95
58/Sternick	01/31/17	7,163w	0.07	1.95							0.00		1.95
58/Sternick	01/31/17	7,163w	0.07	1.95							0.00		1.95
58/Sternick	01/31/17	7,163w	0.07	1.95							0.00		1.95
58/Sternick	01/31/17	7,163w	0.07	1.95							0.00		1.95
58/Sternick	01/31/17	7,163w	0.07	1.95							0.00		1.95
73/LaBar	01/31/17	7,163w	0.07	1.77							0.00		1.77
73/LaBar	01/31/17	7,163w	0.07	1.77							0.00		1.77
73/LaBar	01/31/17	7,163w	0.07	1.77							0.00		1.77
73/LaBar	01/31/17	7,163w	0.07	1.77							0.00		1.77
73/LaBar	01/31/17	7,163w	0.07	1.77							0.00		1.77
73/LaBar	01/31/17	7,163w	0.07	1.77							0.00		1.77
73/LaBar	01/31/17	7,163w	0.07	1.77							0.00		1.77
73/LaBar	01/31/17	7,163w	0.07	1.77							0.00		1.77
Manchester Dr Sub Total	1.16	\$29.81					\$0.00			\$0.00		\$0.00	\$29.81
RM169 / Maple Ave													
58/Sternick	01/17/17	7,130w	0.10	2.68							0.00		2.68
58/Sternick	01/17/17	7,130w	0.10	2.68							0.00		2.68
58/Sternick	01/17/17	7,130w	0.10	2.68							0.00		2.68
58/Sternick	01/17/17	7,130w	0.10	2.68							0.00		2.68
58/Sternick	01/17/17	7,130w	0.10	2.68							0.00		2.68
58/Sternick	01/17/17	7,130w	0.10	2.68							0.00		2.68
58/Sternick	01/17/17	7,130w	0.10	2.68							0.00		2.68
58/Sternick	01/17/17	7,130w	0.10	2.68							0.00		2.68
58/Sternick	01/17/17	7,130w	0.10	2.68							0.00		2.68
58/Sternick	01/17/17	7,130w	0.10	2.68							0.00		2.68
80/Daniels	01/17/17	7,130w	0.10	2.35							0.00		2.35
80/Daniels	01/17/17	7,130w	0.10	2.35							0.00		2.35
80/Daniels	01/17/17	7,130w	0.10	2.35							0.00		2.35
80/Daniels	01/17/17	7,130w	0.10	2.35							0.00		2.35

Comprehensive Detail by Task/Location

1172 / Inlet Inspection					Equipment	Eqp Hr/MI	Eqp Cost	Material	Mat Used	Mat Cost	Contractor Cost	Overhead Cost	Total
Labor Hrs	Labor Cost												
80/Daniels	01/17/17	7,130w	0.10	2.35							0.00		2.35
80/Daniels	01/17/17	7,130w	0.10	2.35							0.00		2.35
80/Daniels	01/17/17	7,130w	0.10	2.35							0.00		2.35
80/Daniels	01/17/17	7,130w	0.10	2.35							0.00		2.35
80/Daniels	01/17/17	7,130w	0.10	2.35							0.00		2.35
Maple Ave Sub Total	1.80	\$45.30					\$0.00			\$0.00		\$0.00	\$45.30
RM170 / Marshall St													
58/Sternick	01/17/17	7,130w	0.10	2.68							0.00		2.68
58/Sternick	01/17/17	7,130w	0.10	2.68							0.00		2.68
58/Sternick	01/17/17	7,130w	0.10	2.68							0.00		2.68
58/Sternick	01/17/17	7,130w	0.10	2.68							0.00		2.68
58/Sternick	01/17/17	7,130w	0.10	2.68							0.00		2.68
58/Sternick	01/17/17	7,130w	0.10	2.68							0.00		2.68
58/Sternick	01/17/17	7,130w	0.10	2.68							0.00		2.68
58/Sternick	01/17/17	7,130w	0.10	2.68							0.00		2.68
80/Daniels	01/17/17	7,130w	0.10	2.35							0.00		2.35
80/Daniels	01/17/17	7,130w	0.10	2.35							0.00		2.35
80/Daniels	01/17/17	7,130w	0.10	2.35							0.00		2.35
80/Daniels	01/17/17	7,130w	0.10	2.35							0.00		2.35
80/Daniels	01/17/17	7,130w	0.10	2.35							0.00		2.35
80/Daniels	01/17/17	7,130w	0.10	2.35							0.00		2.35
Marshall St Sub Total	1.20	\$30.20					\$0.00			\$0.00		\$0.00	\$30.20
RM171 / Mary Lynn Lane													
25/Pucciarelli	02/07/17	7,239w	0.07	2.04							0.00		2.04
25/Pucciarelli	02/07/17	7,239w	0.07	2.04							0.00		2.04
25/Pucciarelli	02/07/17	7,239w	0.07	2.04							0.00		2.04
25/Pucciarelli	02/07/17	7,239w	0.07	2.04							0.00		2.04
25/Pucciarelli	02/07/17	7,239w	0.07	2.04							0.00		2.04
25/Pucciarelli	02/07/17	7,239w	0.07	2.04							0.00		2.04
25/Pucciarelli	02/07/17	7,239w	0.07	2.04							0.00		2.04
25/Pucciarelli	02/07/17	7,239w	0.07	2.04							0.00		2.04
25/Pucciarelli	02/07/17	7,239w	0.07	2.04							0.00		2.04
25/Pucciarelli	02/07/17	7,239w	0.07	2.04							0.00		2.04
25/Pucciarelli	02/07/17	7,239w	0.07	2.04							0.00		2.04
25/Pucciarelli	02/07/17	7,239w	0.07	2.04							0.00		2.04
25/Pucciarelli	02/07/17	7,239w	0.07	2.04							0.00		2.04
25/Pucciarelli	02/07/17	7,239w	0.07	2.04							0.00		2.04
25/Pucciarelli	02/07/17	7,239w	0.07	2.04							0.00		2.04
25/Pucciarelli	02/07/17	7,239w	0.07	2.04							0.00		2.04

Comprehensive Detail by Task/Location

1172 / Inlet Inspection												
		Labor Hrs	Labor Cost	Equipment	Eqp Hr/MI	Eqp Cost	Material	Mat Used	Mat Cost	Contractor Cost	Overhead Cost	Total
25/Pucciarelli	02/07/17	7.239w	0.07	2.04						0.00		2.04
25/Pucciarelli	02/07/17	7.239w	0.07	2.04						0.00		2.04
58/Sternick	02/07/17	7.239w	0.07	1.93						0.00		1.93
58/Sternick	02/07/17	7.239w	0.07	1.93						0.00		1.93
58/Sternick	02/07/17	7.239w	0.07	1.93						0.00		1.93
58/Sternick	02/07/17	7.239w	0.07	1.93						0.00		1.93
58/Sternick	02/07/17	7.239w	0.07	1.93						0.00		1.93
58/Sternick	02/07/17	7.239w	0.07	1.93						0.00		1.93
58/Sternick	02/07/17	7.239w	0.07	1.93						0.00		1.93
58/Sternick	02/07/17	7.239w	0.07	1.93						0.00		1.93
58/Sternick	02/07/17	7.239w	0.07	1.93						0.00		1.93
58/Sternick	02/07/17	7.239w	0.07	1.93						0.00		1.93
58/Sternick	02/07/17	7.239w	0.07	1.93						0.00		1.93
58/Sternick	02/07/17	7.239w	0.07	1.93						0.00		1.93
58/Sternick	02/07/17	7.239w	0.07	1.93						0.00		1.93
Mary Lynn Lane Sub Total		1.73	\$47.66			\$0.00			\$0.00	\$0.00	\$0.00	\$47.66
RM172 / Mathers Lane												
58/Sternick	01/24/17	7.163w	0.17	4.47						0.00		4.47
58/Sternick	01/24/17	7.163w	0.17	4.47						0.00		4.47
58/Sternick	01/24/17	7.163w	0.17	4.47						0.00		4.47
73/LaBar	01/24/17	7.163w	0.17	4.07						0.00		4.07
73/LaBar	01/24/17	7.163w	0.17	4.07						0.00		4.07
73/LaBar	01/24/17	7.163w	0.17	4.07						0.00		4.07
Mathers Lane Sub Total		1.00	\$25.62			\$0.00			\$0.00	\$0.00	\$0.00	\$25.62
RM173 / Meadow View Ct												
80/Daniels	02/23/17	7.331w	0.06	1.46						0.00		1.46
80/Daniels	02/23/17	7.331w	0.06	1.46						0.00		1.46
80/Daniels	02/23/17	7.331w	0.06	1.46						0.00		1.46
80/Daniels	02/23/17	7.331w	0.06	1.46						0.00		1.46
80/Daniels	02/23/17	7.331w	0.06	1.46						0.00		1.46
80/Daniels	02/23/17	7.331w	0.06	1.46						0.00		1.46

Comprehensive Detail by Task/Location

1172 / Inlet Inspection												
		Labor Hrs	Labor Cost	Equipment	Eqp Hr/MI	Eqp Cost	Material	Mat Used	Mat Cost	Contractor Cost	Overhead Cost	Total
Meadow View Ct Sub Total		0.37	\$8.74			\$0.00			\$0.00	\$0.00	\$0.00	\$8.74
RM174 / Meister Ave (county Line)												
80/Daniels	02/28/17	7.331w	0.07	1.74						0.00		1.74
80/Daniels	02/28/17	7.331w	0.07	1.74						0.00		1.74
80/Daniels	02/28/17	7.331w	0.07	1.74						0.00		1.74
80/Daniels	02/28/17	7.331w	0.07	1.74						0.00		1.74
80/Daniels	02/28/17	7.331w	0.07	1.74						0.00		1.74
80/Daniels	02/28/17	7.331w	0.07	1.74						0.00		1.74
80/Daniels	02/28/17	7.331w	0.07	1.74						0.00		1.74
80/Daniels	02/28/17	7.331w	0.07	1.74						0.00		1.74
80/Daniels	02/28/17	7.331w	0.07	1.74						0.00		1.74
80/Daniels	02/28/17	7.331w	0.07	1.74						0.00		1.74
80/Daniels	02/28/17	7.331w	0.07	1.74						0.00		1.74
80/Daniels	02/28/17	7.331w	0.07	1.74						0.00		1.74
80/Daniels	02/28/17	7.331w	0.07	1.74						0.00		1.74
80/Daniels	02/28/17	7.331w	0.07	1.74						0.00		1.74
80/Daniels	02/28/17	7.331w	0.07	1.74						0.00		1.74
80/Daniels	02/28/17	7.331w	0.07	1.74						0.00		1.74
80/Daniels	02/28/17	7.331w	0.07	1.74						0.00		1.74
80/Daniels	02/28/17	7.331w	0.07	1.74						0.00		1.74
Meister Ave (county Line) Sub Tot		1.41	\$33.06			\$0.00			\$0.00	\$0.00	\$0.00	\$33.06
RM175 / Meister Ave (readington Rd)												
80/Daniels	02/23/17	7.331w	0.06	1.46						0.00		1.46
80/Daniels	02/23/17	7.331w	0.06	1.46						0.00		1.46
80/Daniels	02/23/17	7.331w	0.06	1.46						0.00		1.46
80/Daniels	02/23/17	7.331w	0.06	1.46						0.00		1.46
80/Daniels	02/23/17	7.331w	0.06	1.46						0.00		1.46
80/Daniels	02/23/17	7.331w	0.06	1.46						0.00		1.46
80/Daniels	02/23/17	7.331w	0.06	1.46						0.00		1.46
80/Daniels	02/23/17	7.331w	0.06	1.46						0.00		1.46
80/Daniels	02/23/17	7.331w	0.06	1.46						0.00		1.46
80/Daniels	02/23/17	7.331w	0.06	1.46						0.00		1.46

Comprehensive Detail by Task/Location

1172 / Inlet Inspection				Equipment	Eq Hr/MI	Eq Cost	Material	Mat Used	Mat Cost	Contractor Cost	Overhead Cost	Total
Labor Hrs	Labor Cost											
Meister Ave (readlington Rd) Sub T						\$0.00			\$0.00	\$0.00	\$0.00	\$11.65
	0.50	\$11.65									\$0.00	
RM176 / Michael Ct										0.00		1.46
80/Daniels	02/23/17	7,331w	0.06	1.46						0.00		1.46
80/Daniels	02/23/17	7,331w	0.06	1.46						0.00		1.46
80/Daniels	02/23/17	7,331w	0.06	1.46						0.00		1.46
80/Daniels	02/23/17	7,331w	0.06	1.46						0.00		1.46
80/Daniels	02/23/17	7,331w	0.06	1.46						0.00		1.46
80/Daniels	02/23/17	7,331w	0.06	1.46						0.00		1.46
Michael Ct Sub Total						\$0.00			\$0.00	\$0.00	\$0.00	\$8.74
	0.37	\$8.74										
RM177 / Mill Lane										0.00		2.50
58/Sternick	02/16/17	7,239w	0.09	2.50						0.00		2.50
58/Sternick	02/16/17	7,239w	0.09	2.50						0.00		2.50
58/Sternick	02/16/17	7,239w	0.09	2.50						0.00		2.50
80/Daniels	02/16/17	7,239w	0.09	2.19						0.00		2.19
80/Daniels	02/16/17	7,239w	0.09	2.19						0.00		2.19
80/Daniels	02/16/17	7,239w	0.09	2.19						0.00		2.19
Mill Lane Sub Total						\$0.00			\$0.00	\$0.00	\$0.00	\$14.05
	0.56	\$14.05										
RM178 / Millenium Way										0.00		7.29
25/Pucciarelli	02/02/17	7,163w	0.26	7.29						0.00		7.29
25/Pucciarelli	02/02/17	7,163w	0.26	7.29						0.00		7.29
25/Pucciarelli	02/02/17	7,163w	0.26	7.29						0.00		7.29
25/Pucciarelli	02/02/17	7,163w	0.26	7.29						0.00		7.29
25/Pucciarelli	02/02/17	7,163w	0.26	7.29						0.00		7.29
25/Pucciarelli	02/02/17	7,163w	0.26	7.29						0.00		7.29
58/Sternick	02/02/17	7,163w	0.26	6.93						0.00		6.93
58/Sternick	02/02/17	7,163w	0.26	6.93						0.00		6.93
58/Sternick	02/02/17	7,163w	0.26	6.93						0.00		6.93
58/Sternick	02/02/17	7,163w	0.26	6.93						0.00		6.93
58/Sternick	02/02/17	7,163w	0.26	6.93						0.00		6.93
Millenium Way Sub Total						\$0.00			\$0.00	\$0.00	\$0.00	\$71.10
	2.58	\$71.10										

2/1/2018

139

Comprehensive Detail by Task/Location

1172 / Inlet Inspection				Equipment	Eq Hr/MI	Eq Cost	Material	Mat Used	Mat Cost	Contractor Cost	Overhead Cost	Total
Labor Hrs	Labor Cost											
											\$0.00	
RM179 / Miller Ave.										0.00		2.10
73/LaBar	02/14/17	7,239w	0.09	2.10						0.00		2.10
73/LaBar	02/14/17	7,239w	0.09	2.10						0.00		2.10
73/LaBar	02/14/17	7,239w	0.09	2.10						0.00		2.10
73/LaBar	02/14/17	7,239w	0.09	2.10						0.00		2.10
73/LaBar	02/14/17	7,239w	0.09	2.10						0.00		2.10
73/LaBar	02/14/17	7,239w	0.09	2.10						0.00		2.10
73/LaBar	02/14/17	7,239w	0.09	2.10						0.00		2.10
73/LaBar	02/14/17	7,239w	0.09	2.10						0.00		2.10
73/LaBar	02/14/17	7,239w	0.09	2.10						0.00		2.10
73/LaBar	02/14/17	7,239w	0.09	2.10						0.00		2.10
73/LaBar	02/14/17	7,239w	0.09	2.10						0.00		2.10
73/LaBar	02/14/17	7,239w	0.09	2.10						0.00		2.10
73/LaBar	02/14/17	7,239w	0.09	2.10						0.00		2.10
73/LaBar	02/14/17	7,239w	0.09	2.10						0.00		2.10
73/LaBar	02/14/17	7,239w	0.09	2.10						0.00		2.10
80/Daniels	02/14/17	7,239w	0.09	2.02						0.00		2.02
80/Daniels	02/14/17	7,239w	0.09	2.02						0.00		2.02
80/Daniels	02/14/17	7,239w	0.09	2.02						0.00		2.02
80/Daniels	02/14/17	7,239w	0.09	2.02						0.00		2.02
80/Daniels	02/14/17	7,239w	0.09	2.02						0.00		2.02
80/Daniels	02/14/17	7,239w	0.09	2.02						0.00		2.02
80/Daniels	02/14/17	7,239w	0.09	2.02						0.00		2.02
80/Daniels	02/14/17	7,239w	0.09	2.02						0.00		2.02
80/Daniels	02/14/17	7,239w	0.09	2.02						0.00		2.02
80/Daniels	02/14/17	7,239w	0.09	2.02						0.00		2.02
80/Daniels	02/14/17	7,239w	0.09	2.02						0.00		2.02
80/Daniels	02/14/17	7,239w	0.09	2.02						0.00		2.02
Miller Ave. Sub Total						\$0.00			\$0.00	\$0.00	\$0.00	\$57.66
	2.41	\$57.66										
RM181 / Mohave Path										0.00		1.38
80/Daniels	02/27/17	7,331w	0.06	1.38						0.00		1.38

2/1/2018

140

Comprehensive Detail by Task/Location

1172 / Inlet Inspection					Equipment	Eqp Hr/MI	Eqp Cost	Material	Mat Used	Mat Cost	Contractor Cost	Overhead Cost	Total
	Labor Hrs	Labor Cost											
80/Daniels	02/27/17	7.331w	0.06	1.38							0.00		1.38
80/Daniels	02/27/17	7.331w	0.06	1.38							0.00		1.38
Mohave Path Sub Total			0.18	\$4.15			\$0.00			\$0.00		\$0.00	\$4.15
RM182 / Mohawk Trail													
80/Daniels	02/27/17	7.331w	0.06	1.38							0.00		1.38
80/Daniels	02/27/17	7.331w	0.06	1.38							0.00		1.38
80/Daniels	02/27/17	7.331w	0.06	1.38							0.00		1.38
80/Daniels	02/27/17	7.331w	0.06	1.38							0.00		1.38
80/Daniels	02/27/17	7.331w	0.06	1.38							0.00		1.38
80/Daniels	02/27/17	7.331w	0.06	1.38							0.00		1.38
80/Daniels	02/27/17	7.331w	0.06	1.38							0.00		1.38
80/Daniels	02/27/17	7.331w	0.06	1.38							0.00		1.38
80/Daniels	02/27/17	7.331w	0.06	1.38							0.00		1.38
80/Daniels	02/27/17	7.331w	0.06	1.38							0.00		1.38
80/Daniels	02/27/17	7.331w	0.06	1.38							0.00		1.38
80/Daniels	02/27/17	7.331w	0.06	1.38							0.00		1.38
Mohawk Trail Sub Total			0.76	\$17.96			\$0.00			\$0.00		\$0.00	\$17.96
RM183 / Mohegan Trail													
25/Pucciarelli	02/24/17	7.331w	0.06	1.65							0.00		1.65
25/Pucciarelli	02/24/17	7.331w	0.06	1.65							0.00		1.65
58/Sternick	02/24/17	7.331w	0.06	1.57							0.00		1.57
58/Sternick	02/24/17	7.331w	0.06	1.57							0.00		1.57
Mohegan Trail Sub Total			0.23	\$6.44			\$0.00			\$0.00		\$0.00	\$6.44
RM184 / Monica Ct													
73/LaBar	02/14/17	7.239w	0.09	2.10							0.00		2.10
73/LaBar	02/14/17	7.239w	0.09	2.10							0.00		2.10
73/LaBar	02/14/17	7.239w	0.09	2.10							0.00		2.10
73/LaBar	02/14/17	7.239w	0.09	2.10							0.00		2.10

2/1/2018

141

Township of Branchburg

Comprehensive Detail by Task/Location

1172 / Inlet Inspection					Equipment	Eqp Hr/MI	Eqp Cost	Material	Mat Used	Mat Cost	Contractor Cost	Overhead Cost	Total
	Labor Hrs	Labor Cost											
73/LaBar	02/14/17	7.239w	0.09	2.10							0.00		2.10
73/LaBar	02/14/17	7.239w	0.09	2.10							0.00		2.10
73/LaBar	02/14/17	7.239w	0.09	2.10							0.00		2.10
73/LaBar	02/14/17	7.239w	0.09	2.10							0.00		2.10
73/LaBar	02/14/17	7.239w	0.09	2.10							0.00		2.10
73/LaBar	02/14/17	7.239w	0.09	2.10							0.00		2.10
73/LaBar	02/14/17	7.239w	0.09	2.10							0.00		2.10
73/LaBar	02/14/17	7.239w	0.09	2.10							0.00		2.10
80/Daniels	02/14/17	7.239w	0.09	2.02							0.00		2.02
80/Daniels	02/14/17	7.239w	0.09	2.02							0.00		2.02
80/Daniels	02/14/17	7.239w	0.09	2.02							0.00		2.02
80/Daniels	02/14/17	7.239w	0.09	2.02							0.00		2.02
80/Daniels	02/14/17	7.239w	0.09	2.02							0.00		2.02
80/Daniels	02/14/17	7.239w	0.09	2.02							0.00		2.02
80/Daniels	02/14/17	7.239w	0.09	2.02							0.00		2.02
80/Daniels	02/14/17	7.239w	0.09	2.02							0.00		2.02
80/Daniels	02/14/17	7.239w	0.09	2.02							0.00		2.02
80/Daniels	02/14/17	7.239w	0.09	2.02							0.00		2.02
80/Daniels	02/28/17	7.331w	0.07	1.74							0.00		1.74
Monica Ct Sub Total			1.79	\$42.93			\$0.00			\$0.00		\$0.00	\$42.93
RM185 / Mountain View Terr													
58/Sternick	01/19/17	7.163w	0.08	2.17							0.00		2.17
58/Sternick	01/19/17	7.163w	0.08	2.17							0.00		2.17
58/Sternick	01/19/17	7.163w	0.08	2.17							0.00		2.17
58/Sternick	01/19/17	7.163w	0.08	2.17							0.00		2.17
58/Sternick	01/19/17	7.163w	0.08	2.17							0.00		2.17
58/Sternick	01/19/17	7.163w	0.08	2.17							0.00		2.17
58/Sternick	01/19/17	7.163w	0.08	2.17							0.00		2.17
58/Sternick	01/19/17	7.163w	0.08	2.17							0.00		2.17
58/Sternick	01/19/17	7.163w	0.08	2.17							0.00		2.17
86/Ettore	01/19/17	7.163w	0.08	1.66							0.00		1.66
86/Ettore	01/19/17	7.163w	0.08	1.66							0.00		1.66
86/Ettore	01/19/17	7.163w	0.08	1.66							0.00		1.66
86/Ettore	01/19/17	7.163w	0.08	1.66							0.00		1.66
86/Ettore	01/19/17	7.163w	0.08	1.66							0.00		1.66
86/Ettore	01/19/17	7.163w	0.08	1.66							0.00		1.66
86/Ettore	01/19/17	7.163w	0.08	1.66							0.00		1.66
86/Ettore	01/19/17	7.163w	0.08	1.66							0.00		1.66

2/1/2018

142

Township of Branchburg

Comprehensive Detail by Task/Location

1172 / Inlet Inspection					Equipment	Eqp Hr/Mi	Eqp Cost	Material	Mat Used	Mat Cost	Contractor Cost	Overhead Cost	Total
	Labor Hrs	Labor Cost											
58/Sternick	02/24/17	7,331w	0.06	1.57							0.00		1.57
58/Sternick	02/24/17	7,331w	0.06	1.57							0.00		1.57
58/Sternick	02/24/17	7,331w	0.06	1.57							0.00		1.57
58/Sternick	02/24/17	7,331w	0.06	1.57							0.00		1.57
58/Sternick	02/24/17	7,331w	0.06	1.57							0.00		1.57
58/Sternick	02/24/17	7,331w	0.06	1.57							0.00		1.57
58/Sternick	02/24/17	7,331w	0.06	1.57							0.00		1.57
58/Sternick	02/24/17	7,331w	0.06	1.57							0.00		1.57
58/Sternick	02/24/17	7,331w	0.06	1.57							0.00		1.57
58/Sternick	02/24/17	7,331w	0.06	1.57							0.00		1.57
58/Sternick	02/24/17	7,331w	0.06	1.57							0.00		1.57
58/Sternick	02/24/17	7,331w	0.06	1.57							0.00		1.57
58/Sternick	02/24/17	7,331w	0.06	1.57							0.00		1.57
58/Sternick	02/24/17	7,331w	0.06	1.57							0.00		1.57
58/Sternick	02/24/17	7,331w	0.06	1.57							0.00		1.57
58/Sternick	02/24/17	7,331w	0.06	1.57							0.00		1.57
58/Sternick	02/24/17	7,331w	0.06	1.57							0.00		1.57
58/Sternick	02/24/17	7,331w	0.06	1.57							0.00		1.57
58/Sternick	02/24/17	7,331w	0.06	1.57							0.00		1.57
58/Sternick	02/24/17	7,331w	0.06	1.57							0.00		1.57
58/Sternick	02/24/17	7,331w	0.06	1.57							0.00		1.57
58/Sternick	02/24/17	7,331w	0.06	1.57							0.00		1.57
58/Sternick	02/24/17	7,331w	0.06	1.57							0.00		1.57
58/Sternick	02/24/17	7,331w	0.06	1.57							0.00		1.57
58/Sternick	02/24/17	7,331w	0.06	1.57							0.00		1.57
58/Sternick	02/24/17	7,331w	0.06	1.57							0.00		1.57
58/Sternick	02/24/17	7,331w	0.06	1.57							0.00		1.57
58/Sternick	02/24/17	7,331w	0.06	1.57							0.00		1.57
58/Sternick	02/24/17	7,331w	0.06	1.57							0.00		1.57
Narragansett Dr. Sub Total	4.20	\$115.84				\$0.00				\$0.00		\$0.00	\$115.84
RM190 / Nassau Court													
58/Sternick	02/22/17	7,239w	0.36	9.76							0.00		9.76
58/Sternick	02/22/17	7,239w	0.36	9.76							0.00		9.76
58/Sternick	02/22/17	7,239w	0.36	9.76							0.00		9.76
58/Sternick	02/22/17	7,239w	0.36	9.76							0.00		9.76
58/Sternick	02/22/17	7,239w	0.36	9.76							0.00		9.76
Nassau Court Sub Total	1.82	\$48.80				\$0.00				\$0.00		\$0.00	\$48.80
RM191 / Natures Ln													

2/1/2018

145

Township of Branchburg

Comprehensive Detail by Task/Location

1172 / Inlet Inspection					Equipment	Eqp Hr/Mi	Eqp Cost	Material	Mat Used	Mat Cost	Contractor Cost	Overhead Cost	Total
	Labor Hrs	Labor Cost											
58/Sternick	02/15/17	7,239w	0.08	2.04							0.00		2.04
58/Sternick	02/15/17	7,239w	0.08	2.04							0.00		2.04
58/Sternick	02/15/17	7,239w	0.08	2.04							0.00		2.04
58/Sternick	02/15/17	7,239w	0.08	2.04							0.00		2.04
58/Sternick	02/15/17	7,239w	0.08	2.04							0.00		2.04
58/Sternick	02/15/17	7,239w	0.08	2.04							0.00		2.04
58/Sternick	02/15/17	7,239w	0.08	2.04							0.00		2.04
80/Daniels	02/15/17	7,239w	0.08	1.79							0.00		1.79
80/Daniels	02/15/17	7,239w	0.08	1.79							0.00		1.79
80/Daniels	02/15/17	7,239w	0.08	1.79							0.00		1.79
80/Daniels	02/15/17	7,239w	0.08	1.79							0.00		1.79
80/Daniels	02/15/17	7,239w	0.08	1.79							0.00		1.79
80/Daniels	02/15/17	7,239w	0.08	1.79							0.00		1.79
80/Daniels	02/15/17	7,239w	0.08	1.79							0.00		1.79
Natures Ln Sub Total	1.07	\$26.84				\$0.00				\$0.00		\$0.00	\$26.84
RM192 / Navajo Trail													
80/Daniels	02/27/17	7,331w	0.06	1.38							0.00		1.38
80/Daniels	02/27/17	7,331w	0.06	1.38							0.00		1.38
Navajo Trail Sub Total	0.12	\$2.76				\$0.00				\$0.00		\$0.00	\$2.76
RM193 / Nicholas Ct													
80/Daniels	02/23/17	7,331w	0.06	1.46							0.00		1.46
80/Daniels	02/23/17	7,331w	0.06	1.46							0.00		1.46
80/Daniels	02/23/17	7,331w	0.06	1.46							0.00		1.46
Nicholas Ct Sub Total	0.19	\$4.37				\$0.00				\$0.00		\$0.00	\$4.37
RM194 / North Branch River Rd													
25/Pucciarelli	02/02/17	7,163w	0.26	7.29							0.00		7.29
25/Pucciarelli	02/02/17	7,163w	0.26	7.29							0.00		7.29
58/Sternick	02/02/17	7,163w	0.26	6.93							0.00		6.93
58/Sternick	02/02/17	7,163w	0.26	6.93							0.00		6.93

2/1/2018

145

Comprehensive Detail by Task/Location

1172 / Inlet Inspection					Equipment	Eqp Hr/MI	Eqp Cost	Material	Mat Used	Mat Cost	Contractor Cost	Overhead Cost	Total
	Labor Hrs	Labor Cost											
86/Ettore	01/20/17	7,163w	0.07	1.35							0.00		1.35
86/Ettore	01/20/17	7,163w	0.07	1.35							0.00		1.35
86/Ettore	01/20/17	7,163w	0.07	1.35							0.00		1.35
Oak Hill Road Sub Total			1.31	\$31.10		\$0.00			\$0.00	\$0.00		\$0.00	\$31.10
RM197 / Oak Tavern Circle													
58/Sternick	01/27/17	7,163w	0.08	2.24							0.00		2.24
58/Sternick	01/27/17	7,163w	0.08	2.24							0.00		2.24
58/Sternick	01/27/17	7,163w	0.08	2.24							0.00		2.24
58/Sternick	01/27/17	7,163w	0.08	2.24							0.00		2.24
58/Sternick	01/27/17	7,163w	0.08	2.24							0.00		2.24
58/Sternick	01/27/17	7,163w	0.08	2.24							0.00		2.24
58/Sternick	01/27/17	7,163w	0.08	2.24							0.00		2.24
58/Sternick	01/27/17	7,163w	0.08	2.24							0.00		2.24
58/Sternick	01/27/17	7,163w	0.08	2.24							0.00		2.24
58/Sternick	01/27/17	7,163w	0.08	2.24							0.00		2.24
58/Sternick	01/27/17	7,163w	0.08	2.24							0.00		2.24
58/Sternick	01/27/17	7,163w	0.08	2.24							0.00		2.24
58/Sternick	01/27/17	7,163w	0.08	2.24							0.00		2.24
58/Sternick	01/27/17	7,163w	0.08	2.24							0.00		2.24
58/Sternick	01/27/17	7,163w	0.08	2.24							0.00		2.24
58/Sternick	01/27/17	7,163w	0.08	2.24							0.00		2.24
58/Sternick	01/27/17	7,163w	0.08	2.24							0.00		2.24
Oak Tavern Circle Sub Total			1.17	\$31.31		\$0.00			\$0.00	\$0.00		\$0.00	\$31.31
RM199 / Old York Rd													
58/Sternick	01/31/17	7,163w	0.07	1.95							0.00		1.95
58/Sternick	01/31/17	7,163w	0.07	1.95							0.00		1.95
58/Sternick	01/31/17	7,163w	0.07	1.95							0.00		1.95
58/Sternick	01/31/17	7,163w	0.07	1.95							0.00		1.95
58/Sternick	01/31/17	7,163w	0.07	1.95							0.00		1.95
58/Sternick	01/31/17	7,163w	0.07	1.95							0.00		1.95
73/LaBar	01/31/17	7,163w	0.07	1.77							0.00		1.77
73/LaBar	01/31/17	7,163w	0.07	1.77							0.00		1.77
73/LaBar	01/31/17	7,163w	0.07	1.77							0.00		1.77
73/LaBar	01/31/17	7,163w	0.07	1.77							0.00		1.77
73/LaBar	01/31/17	7,163w	0.07	1.77							0.00		1.77

Comprehensive Detail by Task/Location

1172 / Inlet Inspection					Equipment	Eqp Hr/MI	Eqp Cost	Material	Mat Used	Mat Cost	Contractor Cost	Overhead Cost	Total
	Labor Hrs	Labor Cost											
58/Sternick	02/01/17	7,163w	0.22	5.96							0.00		5.96
58/Sternick	02/01/17	7,163w	0.22	5.96							0.00		5.96
58/Sternick	02/01/17	7,163w	0.22	5.96							0.00		5.96
58/Sternick	02/01/17	7,163w	0.22	5.96							0.00		5.96
58/Sternick	02/01/17	7,163w	0.22	5.96							0.00		5.96
58/Sternick	02/01/17	7,163w	0.22	5.96							0.00		5.96
58/Sternick	02/01/17	7,163w	0.22	5.96							0.00		5.96
58/Sternick	02/01/17	7,163w	0.22	5.96							0.00		5.96
58/Sternick	02/01/17	7,163w	0.22	5.96							0.00		5.96
58/Sternick	02/01/17	7,163w	0.22	5.96							0.00		5.96
58/Sternick	02/01/17	7,163w	0.22	5.96							0.00		5.96
58/Sternick	02/01/17	7,163w	0.22	5.96							0.00		5.96
58/Sternick	02/01/17	7,163w	0.22	5.96							0.00		5.96
58/Sternick	02/01/17	7,163w	0.22	5.96							0.00		5.96
58/Sternick	02/01/17	7,163w	0.22	5.96							0.00		5.96
58/Sternick	02/01/17	7,163w	0.22	5.96							0.00		5.96
58/Sternick	02/01/17	7,163w	0.22	5.96							0.00		5.96
58/Sternick	02/01/17	7,163w	0.22	5.96							0.00		5.96
58/Sternick	02/01/17	7,163w	0.22	5.96							0.00		5.96
58/Sternick	02/01/17	7,163w	0.22	5.96							0.00		5.96
58/Sternick	02/01/17	7,163w	0.22	5.96							0.00		5.96
58/Sternick	02/01/17	7,163w	0.22	5.96							0.00		5.96
58/Sternick	02/01/17	7,163w	0.22	5.96							0.00		5.96
58/Sternick	02/01/17	7,163w	0.22	5.96							0.00		5.96
58/Sternick	02/01/17	7,163w	0.22	5.96							0.00		5.96
58/Sternick	02/01/17	7,163w	0.22	5.96							0.00		5.96
58/Sternick	02/01/17	7,163w	0.22	5.96							0.00		5.96
58/Sternick	02/01/17	7,163w	0.22	5.96							0.00		5.96
58/Sternick	02/01/17	7,163w	0.22	5.96							0.00		5.96
58/Sternick	02/01/17	7,163w	0.22	5.96							0.00		5.96
58/Sternick	02/01/17	7,163w	0.22	5.96							0.00		5.96
58/Sternick	02/01/17	7,163w	0.22	5.96							0.00		5.96
58/Sternick	02/01/17	7,163w	0.22	5.96							0.00		5.96
58/Sternick	02/01/17	7,163w	0.22	5.96							0.00		5.96
58/Sternick	02/01/17	7,163w	0.22	5.96							0.00		5.96

Township of Branchburg

Reporting Dates Year 2017

Comprehensive Detail by Task/Location

1172 / Inlet Inspection					Equipment	Eqp Hr/MI	Eqp Cost	Material	Mat Used	Mat Cost	Contractor Cost	Overhead Cost	Total
	Labor Hrs	Labor Cost											
73/LaBar	02/01/17	7,163w	0.22	5.42							0.00		5.42
73/LaBar	02/01/17	7,163w	0.22	5.42							0.00		5.42
73/LaBar	02/01/17	7,163w	0.22	5.42							0.00		5.42
73/LaBar	02/01/17	7,163w	0.22	5.42							0.00		5.42
73/LaBar	02/01/17	7,163w	0.22	5.42							0.00		5.42
73/LaBar	02/01/17	7,163w	0.22	5.42							0.00		5.42
73/LaBar	02/01/17	7,163w	0.22	5.42							0.00		5.42
73/LaBar	02/01/17	7,163w	0.22	5.42							0.00		5.42
73/LaBar	02/01/17	7,163w	0.22	5.42							0.00		5.42
73/LaBar	02/01/17	7,163w	0.22	5.42							0.00		5.42
73/LaBar	02/01/17	7,163w	0.22	5.42							0.00		5.42
73/LaBar	02/01/17	7,163w	0.22	5.42							0.00		5.42
73/LaBar	02/01/17	7,163w	0.22	5.42							0.00		5.42
73/LaBar	02/01/17	7,163w	0.22	5.42							0.00		5.42
73/LaBar	02/01/17	7,163w	0.22	5.42							0.00		5.42
73/LaBar	02/01/17	7,163w	0.22	5.42							0.00		5.42
73/LaBar	02/01/17	7,163w	0.22	5.42							0.00		5.42
73/LaBar	02/01/17	7,163w	0.22	5.42							0.00		5.42
73/LaBar	02/01/17	7,163w	0.22	5.42							0.00		5.42
73/LaBar	02/01/17	7,163w	0.22	5.42							0.00		5.42
73/LaBar	02/01/17	7,163w	0.22	5.42							0.00		5.42
73/LaBar	02/01/17	7,163w	0.22	5.42							0.00		5.42
73/LaBar	02/01/17	7,163w	0.22	5.42							0.00		5.42
73/LaBar	02/01/17	7,163w	0.22	5.42							0.00		5.42
73/LaBar	02/01/17	7,163w	0.22	5.42							0.00		5.42
73/LaBar	02/01/17	7,163w	0.22	5.42							0.00		5.42
73/LaBar	02/01/17	7,163w	0.22	5.42							0.00		5.42
73/LaBar	02/01/17	7,163w	0.22	5.42							0.00		5.42
73/LaBar	02/01/17	7,163w	0.22	5.42							0.00		5.42
73/LaBar	02/01/17	7,163w	0.22	5.42							0.00		5.42
73/LaBar	02/01/17	7,163w	0.22	5.42							0.00		5.42
73/LaBar	02/01/17	7,163w	0.22	5.42							0.00		5.42
73/LaBar	02/01/17	7,163w	0.22	5.42							0.00		5.42
73/LaBar	02/01/17	7,163w	0.22	5.42							0.00		5.42
73/LaBar	02/01/17	7,163w	0.22	5.42							0.00		5.42
73/LaBar	02/01/17	7,163w	0.22	5.42							0.00		5.42
73/LaBar	02/01/17	7,163w	0.22	5.42							0.00		5.42

2/1/2018

Township of Branchburg

Reporting Dates Year 2017

Comprehensive Detail by Task/Location

1172 / Inlet Inspection					Equipment	Eqp Hr/MI	Eqp Cost	Material	Mat Used	Mat Cost	Contractor Cost	Overhead Cost	Total
	Labor Hrs	Labor Cost											
25/Puccarelli	02/02/17	7,163w	0.26	7.29							0.00		7.29
58/Sternick	02/02/17	7,163w	0.26	6.93							0.00		6.93
Old York Rd Sub Total			17.24	\$442.69			\$0.00			\$0.00		\$0.00	\$442.69
RM202 / Olive St.													
58/Sternick	01/17/17	7,130w	0.10	2.68							0.00		2.68
58/Sternick	01/17/17	7,130w	0.10	2.68							0.00		2.68
58/Sternick	01/17/17	7,130w	0.10	2.68							0.00		2.68
58/Sternick	01/17/17	7,130w	0.10	2.68							0.00		2.68
58/Sternick	01/17/17	7,130w	0.10	2.68							0.00		2.68
58/Sternick	01/17/17	7,130w	0.10	2.68							0.00		2.68
58/Sternick	01/17/17	7,130w	0.10	2.68							0.00		2.68
80/Daniels	01/17/17	7,130w	0.10	2.35							0.00		2.35
80/Daniels	01/17/17	7,130w	0.10	2.35							0.00		2.35
80/Daniels	01/17/17	7,130w	0.10	2.35							0.00		2.35
80/Daniels	01/17/17	7,130w	0.10	2.35							0.00		2.35
80/Daniels	01/17/17	7,130w	0.10	2.35							0.00		2.35
80/Daniels	01/17/17	7,130w	0.10	2.35							0.00		2.35
80/Daniels	01/17/17	7,130w	0.10	2.35							0.00		2.35
80/Daniels	01/17/17	7,130w	0.10	2.35							0.00		2.35
80/Daniels	01/17/17	7,130w	0.10	2.35							0.00		2.35
80/Daniels	01/17/17	7,130w	0.10	2.35							0.00		2.35
Olive St. Sub Total			1.40	\$35.23			\$0.00			\$0.00		\$0.00	\$35.23
RM203 / Omni Ct													
58/Sternick	01/06/17	7,130w	0.10	2.59							0.00		2.59
58/Sternick	01/06/17	7,130w	0.10	2.59							0.00		2.59
58/Sternick	01/06/17	7,130w	0.10	2.59							0.00		2.59
58/Sternick	01/06/17	7,130w	0.10	2.59							0.00		2.59
58/Sternick	01/06/17	7,130w	0.10	2.59							0.00		2.59
58/Sternick	01/06/17	7,130w	0.10	2.59							0.00		2.59
Omni Ct Sub Total			0.58	\$15.52			\$0.00			\$0.00		\$0.00	\$15.52
RM204 / Opie Road													
58/Sternick	01/18/17	7,130w	0.13	3.52							0.00		3.52

2/1/2018

Comprehensive Detail by Task/Location

1172 / Inlet Inspection					Eqp	Eqp	Mat	Mat	Contractor	Overhead	Total
Labor Hrs	Labor Cost	Equipment	Hr/Mi	Cost	Material	Used	Cost	Cost	Cost		
58/Sternick	01/18/17	7,130w	0.13	3.52					0.00		3.52
58/Sternick	01/18/17	7,130w	0.13	3.52					0.00		3.52
58/Sternick	01/18/17	7,130w	0.13	3.52					0.00		3.52
58/Sternick	01/18/17	7,130w	0.13	3.52					0.00		3.52
86/Ettore	01/18/17	7,130w	0.13	2.70					0.00		2.70
86/Ettore	01/18/17	7,130w	0.13	2.70					0.00		2.70
86/Ettore	01/18/17	7,130w	0.13	2.70					0.00		2.70
86/Ettore	01/18/17	7,130w	0.13	2.70					0.00		2.70
86/Ettore	01/18/17	7,130w	0.13	2.70					0.00		2.70
Opie Road Sub Total	1.31	\$31.10			\$0.00		\$0.00		\$0.00		\$31.10
RM205 / Oriole Ln											
58/Sternick	02/15/17	7,239w	0.08	2.04					0.00		2.04
58/Sternick	02/15/17	7,239w	0.08	2.04					0.00		2.04
58/Sternick	02/15/17	7,239w	0.08	2.04					0.00		2.04
58/Sternick	02/15/17	7,239w	0.08	2.04					0.00		2.04
58/Sternick	02/15/17	7,239w	0.08	2.04					0.00		2.04
58/Sternick	02/15/17	7,239w	0.08	2.04					0.00		2.04
58/Sternick	02/15/17	7,239w	0.08	2.04					0.00		2.04
58/Sternick	02/15/17	7,239w	0.08	2.04					0.00		2.04
58/Sternick	02/15/17	7,239w	0.08	2.04					0.00		2.04
58/Sternick	02/15/17	7,239w	0.08	2.04					0.00		2.04
58/Sternick	02/15/17	7,239w	0.08	2.04					0.00		2.04
58/Sternick	02/15/17	7,239w	0.08	2.04					0.00		2.04
58/Sternick	02/15/17	7,239w	0.08	2.04					0.00		2.04
58/Sternick	02/15/17	7,239w	0.08	2.04					0.00		2.04
58/Sternick	02/15/17	7,239w	0.08	2.04					0.00		2.04
58/Sternick	02/15/17	7,239w	0.08	2.04					0.00		2.04
58/Sternick	02/15/17	7,239w	0.08	2.04					0.00		2.04
58/Sternick	02/15/17	7,239w	0.08	2.04					0.00		2.04
80/Daniels	02/15/17	7,239w	0.08	1.79					0.00		1.79
80/Daniels	02/15/17	7,239w	0.08	1.79					0.00		1.79
80/Daniels	02/15/17	7,239w	0.08	1.79					0.00		1.79
80/Daniels	02/15/17	7,239w	0.08	1.79					0.00		1.79
80/Daniels	02/15/17	7,239w	0.08	1.79					0.00		1.79
80/Daniels	02/15/17	7,239w	0.08	1.79					0.00		1.79
80/Daniels	02/15/17	7,239w	0.08	1.79					0.00		1.79
80/Daniels	02/15/17	7,239w	0.08	1.79					0.00		1.79
80/Daniels	02/15/17	7,239w	0.08	1.79					0.00		1.79
80/Daniels	02/15/17	7,239w	0.08	1.79					0.00		1.79
80/Daniels	02/15/17	7,239w	0.08	1.79					0.00		1.79

Comprehensive Detail by Task/Location

1172 / Inlet Inspection					Eqp	Eqp	Mat	Mat	Contractor	Overhead	Total
Labor Hrs	Labor Cost	Equipment	Hr/Mi	Cost	Material	Used	Cost	Cost	Cost		
80/Daniels	02/15/17	7,239w	0.08	1.79					0.00		1.79
80/Daniels	02/15/17	7,239w	0.08	1.79					0.00		1.79
80/Daniels	02/15/17	7,239w	0.08	1.79					0.00		1.79
80/Daniels	02/15/17	7,239w	0.08	1.79					0.00		1.79
80/Daniels	02/15/17	7,239w	0.08	1.79					0.00		1.79
80/Daniels	02/15/17	7,239w	0.08	1.79					0.00		1.79
80/Daniels	02/15/17	7,239w	0.08	1.79					0.00		1.79
80/Daniels	02/15/17	7,239w	0.08	1.79					0.00		1.79
80/Daniels	02/15/17	7,239w	0.08	1.79					0.00		1.79
80/Daniels	02/15/17	7,239w	0.08	1.79					0.00		1.79
80/Daniels	02/15/17	7,239w	0.08	1.79					0.00		1.79
58/Sternick	02/16/17	7,239w	0.09	2.50					0.00		2.50
58/Sternick	02/16/17	7,239w	0.09	2.50					0.00		2.50
80/Daniels	02/16/17	7,239w	0.09	2.19					0.00		2.19
80/Daniels	02/16/17	7,239w	0.09	2.19					0.00		2.19
Oriole Ln Sub Total	2.81	\$70.72			\$0.00		\$0.00		\$0.00		\$70.72
RM206 / Orion Way											
58/Sternick	01/20/17	7,163w	0.07	1.76					0.00		1.76
58/Sternick	01/20/17	7,163w	0.07	1.76					0.00		1.76
58/Sternick	01/20/17	7,163w	0.07	1.76					0.00		1.76
58/Sternick	01/20/17	7,163w	0.07	1.76					0.00		1.76
58/Sternick	01/20/17	7,163w	0.07	1.76					0.00		1.76
86/Ettore	01/20/17	7,163w	0.07	1.35					0.00		1.35
86/Ettore	01/20/17	7,163w	0.07	1.35					0.00		1.35
86/Ettore	01/20/17	7,163w	0.07	1.35					0.00		1.35
86/Ettore	01/20/17	7,163w	0.07	1.35					0.00		1.35
86/Ettore	01/20/17	7,163w	0.07	1.35					0.00		1.35
86/Ettore	01/20/17	7,163w	0.07	1.35					0.00		1.35
86/Ettore	01/20/17	7,163w	0.07	1.35					0.00		1.35
Orion Way Sub Total	0.66	\$15.55			\$0.00		\$0.00		\$0.00		\$15.55
RM207 / Ottawa Trail											
80/Daniels	02/27/17	7,331w	0.06	1.38					0.00		1.38
80/Daniels	02/27/17	7,331w	0.06	1.38					0.00		1.38
80/Daniels	02/27/17	7,331w	0.06	1.38					0.00		1.38
80/Daniels	02/27/17	7,331w	0.06	1.38					0.00		1.38

Comprehensive Detail by Task/Location

1172 / Inlet Inspection				Equipment	Eqp Hr/MI	Eqp Cost	Material	Mat Used	Mat Cost	Contractor Cost	Overhead Cost	Total
Labor Hrs	Labor Cost											
80/Daniels	02/27/17	7.331w	0.06	1.38						0.00		1.38
80/Daniels	02/27/17	7.331w	0.06	1.38						0.00		1.38
80/Daniels	02/27/17	7.331w	0.06	1.38						0.00		1.38
Ottawa Trail Sub Total			0.41	\$9.67		\$0.00		\$0.00		\$0.00	\$0.00	\$9.67
RM208 / Otto Rd												
58/Sternick	01/04/17	7.130w	0.07	1.95	49	0.07	0.73			0.00		2.68
58/Sternick	01/04/17	7.130w	0.07	1.95	49	0.07	0.73			0.00		2.68
58/Sternick	01/04/17	7.130w	0.07	1.95	49	0.07	0.73			0.00		2.68
58/Sternick	01/04/17	7.130w	0.07	1.95	49	0.07	0.73			0.00		2.68
58/Sternick	01/04/17	7.130w	0.07	1.95	49	0.07	0.73			0.00		2.68
58/Sternick	01/04/17	7.130w	0.07	1.95	49	0.07	0.73			0.00		2.68
58/Sternick	01/04/17	7.130w	0.07	1.95	49	0.07	0.73			0.00		2.68
58/Sternick	01/04/17	7.130w	0.07	1.95	49	0.07	0.73			0.00		2.68
58/Sternick	01/04/17	7.130w	0.07	1.95	49	0.07	0.73			0.00		2.68
58/Sternick	01/04/17	7.130w	0.07	1.95	49	0.07	0.73			0.00		2.68
58/Sternick	01/04/17	7.130w	0.07	1.95	49	0.07	0.73			0.00		2.68
58/Sternick	01/04/17	7.130w	0.07	1.95	49	0.07	0.73			0.00		2.68
58/Sternick	01/04/17	7.130w	0.07	1.95	49	0.07	0.73			0.00		2.68
58/Sternick	01/04/17	7.130w	0.07	1.95	49	0.07	0.73			0.00		2.68
58/Sternick	01/04/17	7.130w	0.07	1.95	49	0.07	0.73			0.00		2.68
58/Sternick	01/04/17	7.130w	0.07	1.95	49	0.07	0.73			0.00		2.68
58/Sternick	01/04/17	7.130w	0.07	1.95	49	0.07	0.73			0.00		2.68
Otto Rd Sub Total			1.31	\$35.14		\$13.09		\$0.00		\$0.00	\$0.00	\$48.23
RM209 / Oxford Court												
58/Sternick	02/15/17	7.239w	0.08	2.04						0.00		2.04
80/Daniels	02/15/17	7.239w	0.08	1.79						0.00		1.79
58/Sternick	02/16/17	7.239w	0.09	2.50						0.00		2.50
80/Daniels	02/16/17	7.239w	0.09	2.19						0.00		2.19
Oxford Court Sub Total			0.34	\$8.52		\$0.00		\$0.00		\$0.00	\$0.00	\$8.52

2/1/2018

155

Comprehensive Detail by Task/Location

1172 / Inlet Inspection				Equipment	Eqp Hr/MI	Eqp Cost	Material	Mat Used	Mat Cost	Contractor Cost	Overhead Cost	Total
Labor Hrs	Labor Cost											
										\$0.00		
RM210 / Paddock Court												
58/Sternick	02/03/17	7.239w	0.07	1.82						0.00		1.82
58/Sternick	02/03/17	7.239w	0.07	1.82						0.00		1.82
80/Daniels	02/03/17	7.239w	0.07	1.59						0.00		1.59
80/Daniels	02/03/17	7.239w	0.07	1.59						0.00		1.59
Paddock Court Sub Total			0.27	\$6.82		\$0.00		\$0.00		\$0.00	\$0.00	\$6.82
RM211 / Palute Trail												
25/Pucciarelli	02/24/17	7.331w	0.06	1.65						0.00		1.65
58/Sternick	02/24/17	7.331w	0.06	1.57						0.00		1.57
Palute Trail Sub Total			0.12	\$3.22		\$0.00		\$0.00		\$0.00	\$0.00	\$3.22
RM212 / Pamlico Path												
25/Pucciarelli	02/24/17	7.331w	0.06	1.65						0.00		1.65
25/Pucciarelli	02/24/17	7.331w	0.06	1.65						0.00		1.65
58/Sternick	02/24/17	7.331w	0.06	1.57						0.00		1.57
58/Sternick	02/24/17	7.331w	0.06	1.57						0.00		1.57
Pamlico Path Sub Total			0.23	\$6.44		\$0.00		\$0.00		\$0.00	\$0.00	\$6.44
RM213 / Parsonage Hill Dr												
58/Sternick	01/27/17	7.163w	0.08	2.24						0.00		2.24
58/Sternick	01/27/17	7.163w	0.08	2.24						0.00		2.24
58/Sternick	01/27/17	7.163w	0.08	2.24						0.00		2.24
58/Sternick	01/27/17	7.163w	0.08	2.24						0.00		2.24
58/Sternick	01/27/17	7.163w	0.08	2.24						0.00		2.24
58/Sternick	01/27/17	7.163w	0.08	2.24						0.00		2.24
58/Sternick	01/27/17	7.163w	0.08	2.24						0.00		2.24
58/Sternick	01/27/17	7.163w	0.08	2.24						0.00		2.24
58/Sternick	01/27/17	7.163w	0.08	2.24						0.00		2.24
58/Sternick	01/27/17	7.163w	0.08	2.24						0.00		2.24
58/Sternick	01/27/17	7.163w	0.08	2.24						0.00		2.24
58/Sternick	01/27/17	7.163w	0.08	2.24						0.00		2.24
58/Sternick	01/27/17	7.163w	0.08	2.24						0.00		2.24
58/Sternick	01/27/17	7.163w	0.08	2.24						0.00		2.24
58/Sternick	01/27/17	7.163w	0.08	2.24						0.00		2.24

2/1/2018

156

Comprehensive Detail by Task/Location

1172 / Inlet Inspection											
	Labor Hrs	Labor Cost	Equipment	Eqp Hr/Mi	Eqp Cost	Material	Mat Used	Mat Cost	Contractor Cost	Overhead Cost	Total
Parsonage Hill Dr Sub Total		0.92	\$24.60		\$0.00			\$0.00	\$0.00	\$0.00	\$24.60
RM214 / Pearl Street											
58/Sternick	01/17/17	7,130w	0.10	2.68					0.00		2.68
80/Daniels	01/17/17	7,130w	0.10	2.35					0.00		2.35
Pearl Street Sub Total		0.20	\$5.03		\$0.00			\$0.00	\$0.00	\$0.00	\$5.03
RM216 / Pine Ave											
58/Sternick	02/08/17	7,239w	0.13	3.46					0.00		3.46
58/Sternick	02/08/17	7,239w	0.13	3.46					0.00		3.46
58/Sternick	02/08/17	7,239w	0.13	3.46					0.00		3.46
58/Sternick	02/08/17	7,239w	0.13	3.46					0.00		3.46
80/Daniels	02/08/17	7,239w	0.13	3.03					0.00		3.03
80/Daniels	02/08/17	7,239w	0.13	3.03					0.00		3.03
80/Daniels	02/08/17	7,239w	0.13	3.03					0.00		3.03
80/Daniels	02/08/17	7,239w	0.13	3.03					0.00		3.03
Pine Ave Sub Total		1.03	\$25.98		\$0.00			\$0.00	\$0.00	\$0.00	\$25.98
RM217 / Pine Ridge Dr											
73/LaBar	02/14/17	7,239w	0.09	2.10					0.00		2.10
73/LaBar	02/14/17	7,239w	0.09	2.10					0.00		2.10
73/LaBar	02/14/17	7,239w	0.09	2.10					0.00		2.10
73/LaBar	02/14/17	7,239w	0.09	2.10					0.00		2.10
73/LaBar	02/14/17	7,239w	0.09	2.10					0.00		2.10
73/LaBar	02/14/17	7,239w	0.09	2.10					0.00		2.10
73/LaBar	02/14/17	7,239w	0.09	2.10					0.00		2.10
73/LaBar	02/14/17	7,239w	0.09	2.10					0.00		2.10
73/LaBar	02/14/17	7,239w	0.09	2.10					0.00		2.10
73/LaBar	02/14/17	7,239w	0.09	2.10					0.00		2.10
73/LaBar	02/14/17	7,239w	0.09	2.10					0.00		2.10
73/LaBar	02/14/17	7,239w	0.09	2.10					0.00		2.10
73/LaBar	02/14/17	7,239w	0.09	2.10					0.00		2.10
80/Daniels	02/14/17	7,239w	0.09	2.02					0.00		2.02

2/1/2018

157

Comprehensive Detail by Task/Location

1172 / Inlet Inspection											
	Labor Hrs	Labor Cost	Equipment	Eqp Hr/Mi	Eqp Cost	Material	Mat Used	Mat Cost	Contractor Cost	Overhead Cost	Total
80/Daniels	02/14/17	7,239w	0.09	2.02					0.00		2.02
80/Daniels	02/14/17	7,239w	0.09	2.02					0.00		2.02
80/Daniels	02/14/17	7,239w	0.09	2.02					0.00		2.02
80/Daniels	02/14/17	7,239w	0.09	2.02					0.00		2.02
80/Daniels	02/14/17	7,239w	0.09	2.02					0.00		2.02
80/Daniels	02/14/17	7,239w	0.09	2.02					0.00		2.02
80/Daniels	02/14/17	7,239w	0.09	2.02					0.00		2.02
80/Daniels	02/14/17	7,239w	0.09	2.02					0.00		2.02
80/Daniels	02/14/17	7,239w	0.09	2.02					0.00		2.02
80/Daniels	02/14/17	7,239w	0.09	2.02					0.00		2.02
80/Daniels	02/14/17	7,239w	0.09	2.02					0.00		2.02
Pine Ridge Dr Sub Total		2.06	\$49.42		\$0.00			\$0.00	\$0.00	\$0.00	\$49.42
RM219 / Plymouth Court											
58/Sternick	01/27/17	7,163w	0.08	2.24					0.00		2.24
58/Sternick	01/27/17	7,163w	0.08	2.24					0.00		2.24
58/Sternick	01/27/17	7,163w	0.08	2.24					0.00		2.24
Plymouth Court Sub Total		0.25	\$6.71		\$0.00			\$0.00	\$0.00	\$0.00	\$6.71
RM221 / Post Rd											
58/Sternick	01/11/17	7,130w	0.11	2.83					0.00		2.83
58/Sternick	01/11/17	7,130w	0.11	2.83					0.00		2.83
58/Sternick	01/11/17	7,130w	0.11	2.83					0.00		2.83
58/Sternick	01/11/17	7,130w	0.11	2.83					0.00		2.83
58/Sternick	01/11/17	7,130w	0.11	2.83					0.00		2.83
58/Sternick	01/11/17	7,130w	0.11	2.83					0.00		2.83
58/Sternick	01/11/17	7,130w	0.11	2.83					0.00		2.83
58/Sternick	01/11/17	7,130w	0.11	2.83					0.00		2.83
85/Ettore	01/11/17	7,130w	0.11	2.17					0.00		2.17
85/Ettore	01/11/17	7,130w	0.11	2.17					0.00		2.17
85/Ettore	01/11/17	7,130w	0.11	2.17					0.00		2.17
85/Ettore	01/11/17	7,130w	0.11	2.17					0.00		2.17
85/Ettore	01/11/17	7,130w	0.11	2.17					0.00		2.17
85/Ettore	01/11/17	7,130w	0.11	2.17					0.00		2.17

2/1/2018

158

Comprehensive Detail by Task/Location

1172 / Inlet Inspection												
	Labor Hrs	Labor Cost	Equipment	Eqp Hr/MI	Eqp Cost	Material	Mat Used	Mat Cost	Contractor Cost	Overhead Cost	Total	
Pueblo Trail Sub Total	0.35	\$9.65			\$0.00			\$0.00	\$0.00	\$0.00	\$9.65	
RM226 / Quail Ct												
73/LaBar	02/14/17	7,239w	0.09	2.10					0.00		2.10	
73/LaBar	02/14/17	7,239w	0.09	2.10					0.00		2.10	
00/Daniels	02/14/17	7,239w	0.09	2.02					0.00		2.02	
00/Daniels	02/14/17	7,239w	0.09	2.02					0.00		2.02	
Quail Ct Sub Total	0.34	\$8.24			\$0.00			\$0.00	\$0.00	\$0.00	\$8.24	
RM227 / Ramapo Trail												
80/Daniels	02/23/17	7,331w	0.06	1.46					0.00		1.46	
80/Daniels	02/23/17	7,331w	0.06	1.46					0.00		1.46	
80/Daniels	02/23/17	7,331w	0.06	1.46					0.00		1.46	
80/Daniels	02/23/17	7,331w	0.06	1.46					0.00		1.46	
80/Daniels	02/23/17	7,331w	0.06	1.46					0.00		1.46	
80/Daniels	02/23/17	7,331w	0.06	1.46					0.00		1.46	
80/Daniels	02/23/17	7,331w	0.06	1.46					0.00		1.46	
80/Daniels	02/23/17	7,331w	0.06	1.46					0.00		1.46	
80/Daniels	02/23/17	7,331w	0.06	1.46					0.00		1.46	
80/Daniels	02/23/17	7,331w	0.06	1.46					0.00		1.46	
80/Daniels	02/23/17	7,331w	0.06	1.46					0.00		1.46	
80/Daniels	02/23/17	7,331w	0.06	1.46					0.00		1.46	
80/Daniels	02/23/17	7,331w	0.06	1.46					0.00		1.46	
Ramapo Trail Sub Total	0.68	\$16.02			\$0.00			\$0.00	\$0.00	\$0.00	\$16.02	
RM228 / Rays Ct												
58/Sternick	01/06/17	7,130w	0.10	2.59					0.00		2.59	
58/Sternick	01/06/17	7,130w	0.10	2.59					0.00		2.59	
58/Sternick	01/06/17	7,130w	0.10	2.59					0.00		2.59	
58/Sternick	01/06/17	7,130w	0.10	2.59					0.00		2.59	
58/Sternick	01/06/17	7,130w	0.10	2.59					0.00		2.59	
58/Sternick	01/06/17	7,130w	0.10	2.59					0.00		2.59	
58/Sternick	01/06/17	7,130w	0.10	2.59					0.00		2.59	
58/Sternick	01/06/17	7,130w	0.10	2.59					0.00		2.59	

Comprehensive Detail by Task/Location

1172 / Inlet Inspection												
	Labor Hrs	Labor Cost	Equipment	Eqp Hr/MI	Eqp Cost	Material	Mat Used	Mat Cost	Contractor Cost	Overhead Cost	Total	
Rays Ct Sub Total	0.67	\$18.11			\$0.00			\$0.00	\$0.00	\$0.00	\$18.11	
RM230 / Renda Drive												
58/Sternick	01/04/17	7,130w	0.07	1.95	49	0.07	0.73		0.00		2.68	
58/Sternick	01/04/17	7,130w	0.07	1.95	49	0.07	0.73		0.00		2.68	
58/Sternick	01/04/17	7,130w	0.07	1.95	49	0.07	0.73		0.00		2.68	
58/Sternick	01/04/17	7,130w	0.07	1.95	49	0.07	0.73		0.00		2.68	
58/Sternick	01/04/17	7,130w	0.07	1.95	49	0.07	0.73		0.00		2.68	
58/Sternick	01/04/17	7,130w	0.07	1.95	49	0.07	0.73		0.00		2.68	
58/Sternick	01/04/17	7,130w	0.07	1.95	49	0.07	0.73		0.00		2.68	
58/Sternick	01/04/17	7,130w	0.07	1.95	49	0.07	0.73		0.00		2.68	
58/Sternick	01/04/17	7,130w	0.07	1.95	49	0.07	0.73		0.00		2.68	
58/Sternick	01/04/17	7,130w	0.07	1.95	49	0.07	0.73		0.00		2.68	
Renda Drive Sub Total	0.65	\$17.57			\$6.55			\$0.00	\$0.00	\$0.00	\$24.11	
RM231 / Reyna Place												
58/Sternick	01/06/17	7,130w	0.10	2.59					0.00		2.59	
58/Sternick	01/06/17	7,130w	0.10	2.59					0.00		2.59	
58/Sternick	01/06/17	7,130w	0.10	2.59					0.00		2.59	
58/Sternick	01/06/17	7,130w	0.10	2.59					0.00		2.59	
58/Sternick	01/06/17	7,130w	0.10	2.59					0.00		2.59	
58/Sternick	01/06/17	7,130w	0.10	2.59					0.00		2.59	
58/Sternick	01/06/17	7,130w	0.10	2.59					0.00		2.59	
58/Sternick	01/06/17	7,130w	0.10	2.59					0.00		2.59	
58/Sternick	01/06/17	7,130w	0.10	2.59					0.00		2.59	
Reyna Place Sub Total	0.87	\$23.28			\$0.00			\$0.00	\$0.00	\$0.00	\$23.28	
RM232 / Richfield Ct												
35/Yacone	01/10/17	7,130w	0.06	1.73					0.00		1.73	
35/Yacone	01/10/17	7,130w	0.06	1.73					0.00		1.73	
35/Yacone	01/10/17	7,130w	0.06	1.73					0.00		1.73	
35/Yacone	01/10/17	7,130w	0.06	1.73					0.00		1.73	
58/Sternick	01/10/17	7,130w	0.16	4.38					0.00		4.38	
58/Sternick	01/10/17	7,130w	0.16	4.38					0.00		4.38	

Comprehensive Detail by Task/Location

1172 / Inlet Inspection		Labor Hrs	Labor Cost	Equipment	Eqp Hr/MI	Eqp Cost	Material	Mat Used	Mat Cost	Contractor Cost	Overhead Cost	Total
											\$0.00	
RM248 / Shadyside Court												
73/LaBar	02/14/17	7,239w	0.09	2.10						0.00		2.10
73/LaBar	02/14/17	7,239w	0.09	2.10						0.00		2.10
73/LaBar	02/14/17	7,239w	0.09	2.10						0.00		2.10
73/LaBar	02/14/17	7,239w	0.09	2.10						0.00		2.10
80/Daniels	02/14/17	7,239w	0.09	2.02						0.00		2.02
80/Daniels	02/14/17	7,239w	0.09	2.02						0.00		2.02
80/Daniels	02/14/17	7,239w	0.09	2.02						0.00		2.02
80/Daniels	02/14/17	7,239w	0.09	2.02						0.00		2.02
Shadyside Court Sub Total		0.69	\$16.47			\$0.00			\$0.00	\$0.00	\$0.00	\$16.47
RM249 / Shaffer Street												
58/Sternick	01/31/17	7,163w	0.07	1.95						0.00		1.95
58/Sternick	01/31/17	7,163w	0.07	1.95						0.00		1.95
58/Sternick	01/31/17	7,163w	0.07	1.95						0.00		1.95
58/Sternick	01/31/17	7,163w	0.07	1.95						0.00		1.95
73/LaBar	01/31/17	7,163w	0.07	1.77						0.00		1.77
73/LaBar	01/31/17	7,163w	0.07	1.77						0.00		1.77
73/LaBar	01/31/17	7,163w	0.07	1.77						0.00		1.77
73/LaBar	01/31/17	7,163w	0.07	1.77						0.00		1.77
Shaffer Street Sub Total		0.58	\$14.90			\$0.00			\$0.00	\$0.00	\$0.00	\$14.90
RM250 / Shale Hill Rd												
73/LaBar	02/14/17	7,239w	0.09	2.10						0.00		2.10
73/LaBar	02/14/17	7,239w	0.09	2.10						0.00		2.10
73/LaBar	02/14/17	7,239w	0.09	2.10						0.00		2.10
73/LaBar	02/14/17	7,239w	0.09	2.10						0.00		2.10
73/LaBar	02/14/17	7,239w	0.09	2.10						0.00		2.10
80/Daniels	02/14/17	7,239w	0.09	2.02						0.00		2.02
80/Daniels	02/14/17	7,239w	0.09	2.02						0.00		2.02
80/Daniels	02/14/17	7,239w	0.09	2.02						0.00		2.02
80/Daniels	02/14/17	7,239w	0.09	2.02						0.00		2.02

2/1/2018

173

Comprehensive Detail by Task/Location

1172 / Inlet Inspection		Labor Hrs	Labor Cost	Equipment	Eqp Hr/MI	Eqp Cost	Material	Mat Used	Mat Cost	Contractor Cost	Overhead Cost	Total
											0.00	2.02
80/Daniels	02/14/17	7,239w	0.09	2.02								
Shale Hill Rd Sub Total		0.86	\$20.59			\$0.00			\$0.00	\$0.00	\$0.00	\$20.59
RM251 / Sharon Ave.												
25/Pucciarelli	02/07/17	7,239w	0.07	2.04						0.00		2.04
25/Pucciarelli	02/07/17	7,239w	0.07	2.04						0.00		2.04
25/Pucciarelli	02/07/17	7,239w	0.07	2.04						0.00		2.04
25/Pucciarelli	02/07/17	7,239w	0.07	2.04						0.00		2.04
25/Pucciarelli	02/07/17	7,239w	0.07	2.04						0.00		2.04
25/Pucciarelli	02/07/17	7,239w	0.07	2.04						0.00		2.04
25/Pucciarelli	02/07/17	7,239w	0.07	2.04						0.00		2.04
58/Sternick	02/07/17	7,239w	0.07	1.93						0.00		1.93
58/Sternick	02/07/17	7,239w	0.07	1.93						0.00		1.93
58/Sternick	02/07/17	7,239w	0.07	1.93						0.00		1.93
58/Sternick	02/07/17	7,239w	0.07	1.93						0.00		1.93
58/Sternick	02/07/17	7,239w	0.07	1.93						0.00		1.93
58/Sternick	02/07/17	7,239w	0.07	1.93						0.00		1.93
58/Sternick	02/07/17	7,239w	0.07	1.93						0.00		1.93
Sharon Ave. Sub Total		1.01	\$27.80			\$0.00			\$0.00	\$0.00	\$0.00	\$27.80
RM253 / Shoshoni Way												
25/Pucciarelli	02/24/17	7,331w	0.06	1.65						0.00		1.65
25/Pucciarelli	02/24/17	7,331w	0.06	1.65						0.00		1.65
25/Pucciarelli	02/24/17	7,331w	0.06	1.65						0.00		1.65
25/Pucciarelli	02/24/17	7,331w	0.06	1.65						0.00		1.65
25/Pucciarelli	02/24/17	7,331w	0.06	1.65						0.00		1.65
25/Pucciarelli	02/24/17	7,331w	0.06	1.65						0.00		1.65
25/Pucciarelli	02/24/17	7,331w	0.06	1.65						0.00		1.65
25/Pucciarelli	02/24/17	7,331w	0.06	1.65						0.00		1.65
58/Sternick	02/24/17	7,331w	0.06	1.57						0.00		1.57
58/Sternick	02/24/17	7,331w	0.06	1.57						0.00		1.57
58/Sternick	02/24/17	7,331w	0.06	1.57						0.00		1.57
58/Sternick	02/24/17	7,331w	0.06	1.57						0.00		1.57
58/Sternick	02/24/17	7,331w	0.06	1.57						0.00		1.57
58/Sternick	02/24/17	7,331w	0.06	1.57						0.00		1.57

2/1/2018

174

Comprehensive Detail by Task/Location

1172 / Inlet Inspection					Eqp	Eqp	Material	Mat Used	Mat Cost	Contractor Cost	Overhead Cost	Total
Labor Hrs	Labor Cost	Equipment	Hr/MI	Cost								
58/Sternick	02/24/17	7,331w	0.06	1.57						0.00		1.57
58/Sternick	02/24/17	7,331w	0.06	1.57						0.00		1.57
Shoshoni Way Sub Total			0.82	\$22.52		\$0.00		\$0.00		\$0.00	\$0.00	\$22.52
RM254 / Sioux Ln												
80/Daniels	02/27/17	7,331w	0.06	1.38						0.00		1.38
80/Daniels	02/27/17	7,331w	0.06	1.38						0.00		1.38
80/Daniels	02/27/17	7,331w	0.06	1.38						0.00		1.38
Sioux Ln Sub Total			0.18	\$4.15		\$0.00		\$0.00		\$0.00	\$0.00	\$4.15
RM255 / Snowbird Way												
73/LaBar	02/14/17	7,239w	0.09	2.10						0.00		2.10
73/LaBar	02/14/17	7,239w	0.09	2.10						0.00		2.10
73/LaBar	02/14/17	7,239w	0.09	2.10						0.00		2.10
73/LaBar	02/14/17	7,239w	0.09	2.10						0.00		2.10
73/LaBar	02/14/17	7,239w	0.09	2.10						0.00		2.10
73/LaBar	02/14/17	7,239w	0.09	2.10						0.00		2.10
73/LaBar	02/14/17	7,239w	0.09	2.10						0.00		2.10
73/LaBar	02/14/17	7,239w	0.09	2.10						0.00		2.10
80/Daniels	02/14/17	7,239w	0.09	2.02						0.00		2.02
80/Daniels	02/14/17	7,239w	0.09	2.02						0.00		2.02
80/Daniels	02/14/17	7,239w	0.09	2.02						0.00		2.02
80/Daniels	02/14/17	7,239w	0.09	2.02						0.00		2.02
80/Daniels	02/14/17	7,239w	0.09	2.02						0.00		2.02
80/Daniels	02/14/17	7,239w	0.09	2.02						0.00		2.02
80/Daniels	02/14/17	7,239w	0.09	2.02						0.00		2.02
Snowbird Way Sub Total			1.03	\$24.71		\$0.00		\$0.00		\$0.00	\$0.00	\$24.71
RM257 / South Horizon Way												
58/Sternick	01/04/17	7,130w	0.07	1.95	49	0.07	0.73			0.00		2.68
58/Sternick	01/04/17	7,130w	0.07	1.95	49	0.07	0.73			0.00		2.68
58/Sternick	01/04/17	7,130w	0.07	1.95	49	0.07	0.73			0.00		2.68
58/Sternick	01/04/17	7,130w	0.07	1.95	49	0.07	0.73			0.00		2.68
58/Sternick	01/04/17	7,130w	0.07	1.95	49	0.07	0.73			0.00		2.68
58/Sternick	01/04/17	7,130w	0.07	1.95	49	0.07	0.73			0.00		2.68
58/Sternick	01/04/17	7,130w	0.07	1.95	49	0.07	0.73			0.00		2.68
South Horizon Way Sub Total							\$15.27		\$0.00	\$0.00	\$0.00	\$62.49
RM258 / Spokane Lane												
80/Daniels	02/27/17	7,331w	0.06	1.38						0.00		1.38
80/Daniels	02/27/17	7,331w	0.06	1.38						0.00		1.38
Spokane Lane Sub Total			0.12	\$2.76		\$0.00		\$0.00		\$0.00	\$0.00	\$2.76
RM259 / Starling Dr												
58/Sternick	02/15/17	7,239w	0.08	2.04						0.00		2.04
58/Sternick	02/15/17	7,239w	0.08	2.04						0.00		2.04
58/Sternick	02/15/17	7,239w	0.08	2.04						0.00		2.04
58/Sternick	02/15/17	7,239w	0.08	2.04						0.00		2.04
58/Sternick	02/15/17	7,239w	0.08	2.04						0.00		2.04
58/Sternick	02/15/17	7,239w	0.08	2.04						0.00		2.04
58/Sternick	02/15/17	7,239w	0.08	2.04						0.00		2.04
58/Sternick	02/15/17	7,239w	0.08	2.04						0.00		2.04
58/Sternick	02/15/17	7,239w	0.08	2.04						0.00		2.04

2/1/2018

175

Comprehensive Detail by Task/Location

1172 / Inlet Inspection					Eqp	Eqp	Material	Mat Used	Mat Cost	Contractor Cost	Overhead Cost	Total
Labor Hrs	Labor Cost	Equipment	Hr/MI	Cost								
58/Sternick	01/04/17	7,130w	0.07	1.95	49	0.07	0.73			0.00		2.68
58/Sternick	01/04/17	7,130w	0.07	1.95	49	0.07	0.73			0.00		2.68
58/Sternick	01/04/17	7,130w	0.07	1.95	49	0.07	0.73			0.00		2.68
58/Sternick	01/04/17	7,130w	0.07	1.95	49	0.07	0.73			0.00		2.68
58/Sternick	01/04/17	7,130w	0.07	1.95	49	0.07	0.73			0.00		2.68
58/Sternick	01/04/17	7,130w	0.07	1.95	49	0.07	0.73			0.00		2.68
58/Sternick	01/04/17	7,130w	0.07	1.95	49	0.07	0.73			0.00		2.68
58/Sternick	01/04/17	7,130w	0.07	1.95	49	0.07	0.73			0.00		2.68
58/Sternick	01/04/17	7,130w	0.07	1.95	49	0.07	0.73			0.00		2.68
58/Sternick	01/04/17	7,130w	0.07	1.95	49	0.07	0.73			0.00		2.68
58/Sternick	01/04/17	7,130w	0.07	1.95	49	0.07	0.73			0.00		2.68
58/Sternick	01/04/17	7,130w	0.07	1.95	49	0.07	0.73			0.00		2.68
58/Sternick	01/04/17	7,130w	0.07	1.95	49	0.07	0.73			0.00		2.68
58/Sternick	01/04/17	7,130w	0.07	1.95	49	0.07	0.73			0.00		2.68
58/Sternick	01/04/17	7,130w	0.07	1.95	49	0.07	0.73			0.00		2.68
58/Sternick	01/04/17	7,130w	0.07	1.95	49	0.07	0.73			0.00		2.68
58/Sternick	01/04/17	7,130w	0.07	1.95	49	0.07	0.73			0.00		2.68
58/Sternick	01/04/17	7,130w	0.07	1.95	49	0.07	0.73			0.00		2.68
58/Sternick	01/04/17	7,130w	0.07	1.95	49	0.07	0.73			0.00		2.68
58/Sternick	01/18/17	7,130w	0.13	3.52						0.00		3.52
86/Ettore	01/18/17	7,130w	0.13	2.70						0.00		2.70
South Horizon Way Sub Total			1.79	\$47.21		\$15.27		\$0.00		\$0.00	\$0.00	\$62.49
RM258 / Spokane Lane												
80/Daniels	02/27/17	7,331w	0.06	1.38						0.00		1.38
80/Daniels	02/27/17	7,331w	0.06	1.38						0.00		1.38
Spokane Lane Sub Total			0.12	\$2.76		\$0.00		\$0.00		\$0.00	\$0.00	\$2.76
RM259 / Starling Dr												
58/Sternick	02/15/17	7,239w	0.08	2.04						0.00		2.04
58/Sternick	02/15/17	7,239w	0.08	2.04						0.00		2.04
58/Sternick	02/15/17	7,239w	0.08	2.04						0.00		2.04
58/Sternick	02/15/17	7,239w	0.08	2.04						0.00		2.04
58/Sternick	02/15/17	7,239w	0.08	2.04						0.00		2.04
58/Sternick	02/15/17	7,239w	0.08	2.04						0.00		2.04
58/Sternick	02/15/17	7,239w	0.08	2.04						0.00		2.04
58/Sternick	02/15/17	7,239w	0.08	2.04						0.00		2.04
58/Sternick	02/15/17	7,239w	0.08	2.04						0.00		2.04
58/Sternick	02/15/17	7,239w	0.08	2.04						0.00		2.04

2/1/2018

176

Comprehensive Detail by Task/Location

1172 / Inlet Inspection		Labor Hrs Labor Cost		Equipment	Eqp Hr/Mi	Eqp Cost	Material	Mat Used	Mat Cost	Contractor Cost	Overhead Cost	Total
Stony Brook Rd (river To Harlan St		2.44	\$61.42			\$0.00			\$0.00	\$0.00	\$0.00	\$61.42
RM264 / Stratford Lane												
58/Sternick	01/31/17	7,163w	0.07	1.95						0.00		1.95
58/Sternick	01/31/17	7,163w	0.07	1.95						0.00		1.95
73/LaBar	01/31/17	7,163w	0.07	1.77						0.00		1.77
73/LaBar	01/31/17	7,163w	0.07	1.77						0.00		1.77
Stratford Lane Sub Total		0.29	\$7.45			\$0.00			\$0.00	\$0.00	\$0.00	\$7.45
RM265 / Strawberry Hill Rd												
58/Sternick	02/15/17	7,239w	0.08	2.04						0.00		2.04
58/Sternick	02/15/17	7,239w	0.08	2.04						0.00		2.04
58/Sternick	02/15/17	7,239w	0.08	2.04						0.00		2.04
58/Sternick	02/15/17	7,239w	0.08	2.04						0.00		2.04
58/Sternick	02/15/17	7,239w	0.08	2.04						0.00		2.04
58/Sternick	02/15/17	7,239w	0.08	2.04						0.00		2.04
58/Sternick	02/15/17	7,239w	0.08	2.04						0.00		2.04
58/Sternick	02/15/17	7,239w	0.08	2.04						0.00		2.04
58/Sternick	02/15/17	7,239w	0.08	2.04						0.00		2.04
80/Daniels	02/15/17	7,239w	0.08	1.79						0.00		1.79
80/Daniels	02/15/17	7,239w	0.08	1.79						0.00		1.79
80/Daniels	02/15/17	7,239w	0.08	1.79						0.00		1.79
80/Daniels	02/15/17	7,239w	0.08	1.79						0.00		1.79
80/Daniels	02/15/17	7,239w	0.08	1.79						0.00		1.79
80/Daniels	02/15/17	7,239w	0.08	1.79						0.00		1.79
80/Daniels	02/15/17	7,239w	0.08	1.79						0.00		1.79
80/Daniels	02/15/17	7,239w	0.08	1.79						0.00		1.79
80/Daniels	02/15/17	7,239w	0.08	1.79						0.00		1.79
80/Daniels	02/15/17	7,239w	0.08	1.79						0.00		1.79
80/Daniels	02/15/17	7,239w	0.08	1.79						0.00		1.79
Strawberry Hill Rd Sub Total		1.37	\$34.51			\$0.00			\$0.00	\$0.00	\$0.00	\$34.51
RM267 / Sturbridge Rd												
58/Sternick	01/11/17	7,130w	0.11	2.83						0.00		2.83

2/1/2018

179

Comprehensive Detail by Task/Location

1172 / Inlet Inspection		Labor Hrs Labor Cost		Equipment	Eqp Hr/Mi	Eqp Cost	Material	Mat Used	Mat Cost	Contractor Cost	Overhead Cost	Total
58/Sternick	01/11/17	7,130w	0.11	2.83						0.00		2.83
58/Sternick	01/11/17	7,130w	0.11	2.83						0.00		2.83
58/Sternick	01/11/17	7,130w	0.11	2.83						0.00		2.83
58/Sternick	01/11/17	7,130w	0.11	2.83						0.00		2.83
58/Sternick	01/11/17	7,130w	0.11	2.83						0.00		2.83
58/Sternick	01/11/17	7,130w	0.11	2.83						0.00		2.83
86/Ettore	01/11/17	7,130w	0.11	2.17						0.00		2.17
86/Ettore	01/11/17	7,130w	0.11	2.17						0.00		2.17
86/Ettore	01/11/17	7,130w	0.11	2.17						0.00		2.17
86/Ettore	01/11/17	7,130w	0.11	2.17						0.00		2.17
86/Ettore	01/11/17	7,130w	0.11	2.17						0.00		2.17
86/Ettore	01/11/17	7,130w	0.11	2.17						0.00		2.17
86/Ettore	01/11/17	7,130w	0.11	2.17						0.00		2.17
86/Ettore	01/11/17	7,130w	0.11	2.17						0.00		2.17
86/Ettore	01/11/17	7,130w	0.11	2.17						0.00		2.17
86/Ettore	01/11/17	7,130w	0.11	2.17						0.00		2.17
86/Ettore	01/11/17	7,130w	0.11	2.17						0.00		2.17
86/Ettore	01/11/17	7,130w	0.11	2.17						0.00		2.17
86/Ettore	01/11/17	7,130w	0.11	2.17						0.00		2.17
86/Ettore	01/11/17	7,130w	0.11	2.17						0.00		2.17
86/Ettore	01/11/17	7,130w	0.11	2.17						0.00		2.17
Sturbridge Rd Sub Total		1.47	\$34.95			\$0.00			\$0.00	\$0.00	\$0.00	\$34.95
RM268 / Summer Rd												
58/Sternick	01/11/17	7,130w	0.11	2.83						0.00		2.83
58/Sternick	01/11/17	7,130w	0.11	2.83						0.00		2.83
58/Sternick	01/11/17	7,130w	0.11	2.83						0.00		2.83
58/Sternick	01/11/17	7,130w	0.11	2.83						0.00		2.83
58/Sternick	01/11/17	7,130w	0.11	2.83						0.00		2.83
58/Sternick	01/11/17	7,130w	0.11	2.83						0.00		2.83
58/Sternick	01/11/17	7,130w	0.11	2.83						0.00		2.83
58/Sternick	01/11/17	7,130w	0.11	2.83						0.00		2.83
58/Sternick	01/11/17	7,130w	0.11	2.83						0.00		2.83
58/Sternick	01/11/17	7,130w	0.11	2.83						0.00		2.83
86/Ettore	01/11/17	7,130w	0.11	2.17						0.00		2.17
86/Ettore	01/11/17	7,130w	0.11	2.17						0.00		2.17
86/Ettore	01/11/17	7,130w	0.11	2.17						0.00		2.17
86/Ettore	01/11/17	7,130w	0.11	2.17						0.00		2.17
86/Ettore	01/11/17	7,130w	0.11	2.17						0.00		2.17
86/Ettore	01/11/17	7,130w	0.11	2.17						0.00		2.17
86/Ettore	01/11/17	7,130w	0.11	2.17						0.00		2.17
86/Ettore	01/11/17	7,130w	0.11	2.17						0.00		2.17
86/Ettore	01/11/17	7,130w	0.11	2.17						0.00		2.17
86/Ettore	01/11/17	7,130w	0.11	2.17						0.00		2.17
86/Ettore	01/11/17	7,130w	0.11	2.17						0.00		2.17
86/Ettore	01/11/17	7,130w	0.11	2.17						0.00		2.17

2/1/2018

180

Township of Branchburg

Reporting Dates Year 2017

Comprehensive Detail by Task/Location

1172 / Inlet Inspection				Equipment	Eqp Hr/Mi	Eqp Cost	Material	Mat Used	Mat Cost	Contractor Cost	Overhead Cost	Total
Labor Hrs	Labor Cost											
86/Ettore	01/11/17	7,130w	0.11	2.17						0.00		2.17
58/Sternick	01/18/17	7,130w	0.13	3.52						0.00		3.52
58/Sternick	01/18/17	7,130w	0.13	3.52						0.00		3.52
58/Sternick	01/18/17	7,130w	0.13	3.52						0.00		3.52
86/Ettore	01/18/17	7,130w	0.13	2.70						0.00		2.70
86/Ettore	01/18/17	7,130w	0.13	2.70						0.00		2.70
86/Ettore	01/18/17	7,130w	0.13	2.70						0.00		2.70
Summer Rd Sub Total	2.89	\$68.59				\$0.00			\$0.00		\$0.00	\$68.59
RM269 / Summerfield Dr												
58/Sternick	01/04/17	7,130w	0.07	1.95	49	0.07	0.73			0.00		2.68
58/Sternick	01/04/17	7,130w	0.07	1.95	49	0.07	0.73			0.00		2.68
58/Sternick	01/04/17	7,130w	0.07	1.95	49	0.07	0.73			0.00		2.68
58/Sternick	01/04/17	7,130w	0.07	1.95	49	0.07	0.73			0.00		2.68
58/Sternick	01/04/17	7,130w	0.07	1.95	49	0.07	0.73			0.00		2.68
58/Sternick	01/04/17	7,130w	0.07	1.95	49	0.07	0.73			0.00		2.68
58/Sternick	01/04/17	7,130w	0.07	1.95	49	0.07	0.73			0.00		2.68
Summerfield Dr Sub Total	0.44	\$11.71				\$4.36			\$0.00		\$0.00	\$16.08
RM270 / Summit Street												
58/Sternick	02/16/17	7,239w	0.09	2.50						0.00		2.50
80/Daniels	02/16/17	7,239w	0.09	2.19						0.00		2.19
Summit Street Sub Total	0.19	\$4.68				\$0.00			\$0.00		\$0.00	\$4.68
RM271 / Sunrise Way												
58/Sternick	01/18/17	7,130w	0.13	3.52						0.00		3.52
58/Sternick	01/18/17	7,130w	0.13	3.52						0.00		3.52
58/Sternick	01/18/17	7,130w	0.13	3.52						0.00		3.52
58/Sternick	01/18/17	7,130w	0.13	3.52						0.00		3.52
58/Sternick	01/18/17	7,130w	0.13	3.52						0.00		3.52
58/Sternick	01/18/17	7,130w	0.13	3.52						0.00		3.52
58/Sternick	01/18/17	7,130w	0.13	3.52						0.00		3.52
58/Sternick	01/18/17	7,130w	0.13	3.52						0.00		3.52
58/Sternick	01/18/17	7,130w	0.13	3.52						0.00		3.52

2/1/2018

181

Township of Branchburg

Reporting Dates Year 2017

Comprehensive Detail by Task/Location

1172 / Inlet Inspection				Equipment	Eqp Hr/Mi	Eqp Cost	Material	Mat Used	Mat Cost	Contractor Cost	Overhead Cost	Total
Labor Hrs	Labor Cost											
58/Sternick	01/18/17	7,130w	0.13	3.52						0.00		3.52
58/Sternick	01/18/17	7,130w	0.13	3.52						0.00		3.52
58/Sternick	01/18/17	7,130w	0.13	3.52						0.00		3.52
58/Sternick	01/18/17	7,130w	0.13	3.52						0.00		3.52
58/Sternick	01/18/17	7,130w	0.13	3.52						0.00		3.52
58/Sternick	01/18/17	7,130w	0.13	3.52						0.00		3.52
58/Sternick	01/18/17	7,130w	0.13	3.52						0.00		3.52
86/Ettore	01/18/17	7,130w	0.13	2.70						0.00		2.70
86/Ettore	01/18/17	7,130w	0.13	2.70						0.00		2.70
86/Ettore	01/18/17	7,130w	0.13	2.70						0.00		2.70
86/Ettore	01/18/17	7,130w	0.13	2.70						0.00		2.70
86/Ettore	01/18/17	7,130w	0.13	2.70						0.00		2.70
86/Ettore	01/18/17	7,130w	0.13	2.70						0.00		2.70
86/Ettore	01/18/17	7,130w	0.13	2.70						0.00		2.70
86/Ettore	01/18/17	7,130w	0.13	2.70						0.00		2.70
86/Ettore	01/18/17	7,130w	0.13	2.70						0.00		2.70
86/Ettore	01/18/17	7,130w	0.13	2.70						0.00		2.70
86/Ettore	01/18/17	7,130w	0.13	2.70						0.00		2.70
86/Ettore	01/18/17	7,130w	0.13	2.70						0.00		2.70
86/Ettore	01/18/17	7,130w	0.13	2.70						0.00		2.70
86/Ettore	01/18/17	7,130w	0.13	2.70						0.00		2.70
Sunrise Way Sub Total	3.93	\$93.30				\$0.00			\$0.00		\$0.00	\$93.30
RM272 / Sunset St												
58/Sternick	02/08/17	7,239w	0.13	3.46						0.00		3.46
58/Sternick	02/08/17	7,239w	0.13	3.46						0.00		3.46
58/Sternick	02/08/17	7,239w	0.13	3.46						0.00		3.46
80/Daniels	02/08/17	7,239w	0.13	3.03						0.00		3.03
80/Daniels	02/08/17	7,239w	0.13	3.03						0.00		3.03
80/Daniels	02/08/17	7,239w	0.13	3.03						0.00		3.03
Sunset St Sub Total	0.77	\$19.48				\$0.00			\$0.00		\$0.00	\$19.48
RM273 / Sutzehanna Trail												

2/1/2018

182

Comprehensive Detail by Task/Location

1172 / Inlet Inspection					Eqp	Eqp	Mat	Mat	Contractor	Overhead	Total
	Labor Hrs	Labor Cost	Equipment	Hr/MI	Cost	Material	Used	Cost	Cost	Cost	
80/Daniels	02/27/17	7,331w	0.06	1.38					0.00		1.38
80/Daniels	02/27/17	7,331w	0.06	1.38					0.00		1.38
80/Daniels	02/27/17	7,331w	0.06	1.38					0.00		1.38
80/Daniels	02/27/17	7,331w	0.06	1.38					0.00		1.38
80/Daniels	02/27/17	7,331w	0.06	1.38					0.00		1.38
80/Daniels	02/27/17	7,331w	0.06	1.38					0.00		1.38
80/Daniels	02/27/17	7,331w	0.06	1.38					0.00		1.38
80/Daniels	02/27/17	7,331w	0.06	1.38					0.00		1.38
80/Daniels	02/27/17	7,331w	0.06	1.38					0.00		1.38
80/Daniels	02/27/17	7,331w	0.06	1.38					0.00		1.38
80/Daniels	02/27/17	7,331w	0.06	1.38					0.00		1.38
80/Daniels	02/27/17	7,331w	0.06	1.38					0.00		1.38
80/Daniels	02/27/17	7,331w	0.06	1.38					0.00		1.38
80/Daniels	02/27/17	7,331w	0.06	1.38					0.00		1.38
80/Daniels	02/27/17	7,331w	0.06	1.38					0.00		1.38
80/Daniels	02/27/17	7,331w	0.06	1.38					0.00		1.38
80/Daniels	02/27/17	7,331w	0.06	1.38					0.00		1.38
80/Daniels	02/27/17	7,331w	0.06	1.38					0.00		1.38
Susquehanna Trail Sub Total	0.94	\$22.11			\$0.00			\$0.00		\$0.00	\$22.11
RM274 / Swan Ct											
73/LaBar	02/14/17	7,239w	0.09	2.10					0.00		2.10
73/LaBar	02/14/17	7,239w	0.09	2.10					0.00		2.10
80/Daniels	02/14/17	7,239w	0.09	2.02					0.00		2.02
80/Daniels	02/14/17	7,239w	0.09	2.02					0.00		2.02
58/Sternick	02/16/17	7,239w	0.09	2.50					0.00		2.50
58/Sternick	02/16/17	7,239w	0.09	2.50					0.00		2.50
58/Sternick	02/16/17	7,239w	0.09	2.50					0.00		2.50
58/Sternick	02/16/17	7,239w	0.09	2.50					0.00		2.50
80/Daniels	02/16/17	7,239w	0.09	2.19					0.00		2.19
80/Daniels	02/16/17	7,239w	0.09	2.19					0.00		2.19
80/Danielc	02/16/17	7,239w	0.09	2.19					0.00		2.19
80/Daniels	02/16/17	7,239w	0.09	2.19					0.00		2.19
Swan Ct Sub Total	1.09	\$26.96			\$0.00			\$0.00		\$0.00	\$26.96

Comprehensive Detail by Task/Location

1172 / Inlet Inspection					Eqp	Eqp	Mat	Mat	Contractor	Overhead	Total
	Labor Hrs	Labor Cost	Equipment	Hr/MI	Cost	Material	Used	Cost	Cost	Cost	
RM275 / Tamarack Drive											
58/Sternick	01/20/17	7,163w	0.07	1.76					0.00		1.76
58/Sternick	01/20/17	7,163w	0.07	1.76					0.00		1.76
58/Sternick	01/20/17	7,163w	0.07	1.76					0.00		1.76
58/Sternick	01/20/17	7,163w	0.07	1.76					0.00		1.76
58/Sternick	01/20/17	7,163w	0.07	1.76					0.00		1.76
58/Sternick	01/20/17	7,163w	0.07	1.76					0.00		1.76
58/Sternick	01/20/17	7,163w	0.07	1.76					0.00		1.76
58/Sternick	01/20/17	7,163w	0.07	1.76					0.00		1.76
58/Sternick	01/20/17	7,163w	0.07	1.76					0.00		1.76
58/Sternick	01/20/17	7,163w	0.07	1.76					0.00		1.76
58/Sternick	01/20/17	7,163w	0.07	1.76					0.00		1.76
58/Sternick	01/20/17	7,163w	0.07	1.76					0.00		1.76
58/Sternick	01/20/17	7,163w	0.07	1.76					0.00		1.76
58/Sternick	01/20/17	7,163w	0.07	1.76					0.00		1.76
58/Sternick	01/20/17	7,163w	0.07	1.76					0.00		1.76
58/Sternick	01/20/17	7,163w	0.07	1.76					0.00		1.76
58/Sternick	01/20/17	7,163w	0.07	1.76					0.00		1.76
86/Ettore	01/20/17	7,163w	0.07	1.35					0.00		1.35
86/Ettore	01/20/17	7,163w	0.07	1.35					0.00		1.35
86/Ettore	01/20/17	7,163w	0.07	1.35					0.00		1.35
86/Ettore	01/20/17	7,163w	0.07	1.35					0.00		1.35
86/Ettore	01/20/17	7,163w	0.07	1.35					0.00		1.35
86/Ettore	01/20/17	7,163w	0.07	1.35					0.00		1.35
86/Ettore	01/20/17	7,163w	0.07	1.35					0.00		1.35
86/Ettore	01/20/17	7,163w	0.07	1.35					0.00		1.35
86/Ettore	01/20/17	7,163w	0.07	1.35					0.00		1.35
86/Ettore	01/20/17	7,163w	0.07	1.35					0.00		1.35
86/Ettore	01/20/17	7,163w	0.07	1.35					0.00		1.35
86/Ettore	01/20/17	7,163w	0.07	1.35					0.00		1.35
86/Ettore	01/20/17	7,163w	0.07	1.35					0.00		1.35
58/Sternick	01/31/17	7,163w	0.07	1.95					0.00		1.95
58/Sternick	01/31/17	7,163w	0.07	1.95					0.00		1.95
73/LaBar	01/31/17	7,163w	0.07	1.77					0.00		1.77
73/LaBar	01/31/17	7,163w	0.07	1.77					0.00		1.77
Tamarack Drive Sub Total	2.00	\$47.88			\$0.00			\$0.00		\$0.00	\$47.88
RM276 / Tanglewood Drive											

Comprehensive Detail by Task/Location

1172 / Inlet Inspection				Equipment	Eqp Hr/MI	Eqp Cost	Material	Mat Used	Mat Cost	Contractor Cost	Overhead Cost	Total
RM290 / Watchung Trail												
25/Pucciarelli	02/24/17	7,331w	0.06	1.65						0.00		1.65
25/Pucciarelli	02/24/17	7,331w	0.06	1.65						0.00		1.65
25/Pucciarelli	02/24/17	7,331w	0.06	1.65						0.00		1.65
25/Pucciarelli	02/24/17	7,331w	0.06	1.65						0.00		1.65
58/Sternick	02/24/17	7,331w	0.06	1.57						0.00		1.57
58/Sternick	02/24/17	7,331w	0.06	1.57						0.00		1.57
58/Sternick	02/24/17	7,331w	0.06	1.57						0.00		1.57
58/Sternick	02/24/17	7,331w	0.06	1.57						0.00		1.57
Watchung Trail Sub Total			0.47	\$12.87		\$0.00		\$0.00		\$0.00	\$0.00	\$12.87
RM291 / West County Dr												
58/Sternick	02/08/17	7,239w	0.13	3.46						0.00		3.46
58/Sternick	02/08/17	7,239w	0.13	3.46						0.00		3.46
58/Sternick	02/08/17	7,239w	0.13	3.46						0.00		3.46
58/Sternick	02/08/17	7,239w	0.13	3.46						0.00		3.46
58/Sternick	02/08/17	7,239w	0.13	3.46						0.00		3.46
58/Sternick	02/08/17	7,239w	0.13	3.46						0.00		3.46
58/Sternick	02/08/17	7,239w	0.13	3.46						0.00		3.46
58/Sternick	02/08/17	7,239w	0.13	3.46						0.00		3.46
58/Sternick	02/08/17	7,239w	0.13	3.46						0.00		3.46
58/Sternick	02/08/17	7,239w	0.13	3.46						0.00		3.46
80/Daniels	02/08/17	7,239w	0.13	3.03						0.00		3.03
80/Daniels	02/08/17	7,239w	0.13	3.03						0.00		3.03
80/Daniels	02/08/17	7,239w	0.13	3.03						0.00		3.03
80/Daniels	02/08/17	7,239w	0.13	3.03						0.00		3.03
80/Daniels	02/08/17	7,239w	0.13	3.03						0.00		3.03
80/Daniels	02/08/17	7,239w	0.13	3.03						0.00		3.03
80/Daniels	02/08/17	7,239w	0.13	3.03						0.00		3.03
80/Daniels	02/08/17	7,239w	0.13	3.03						0.00		3.03
80/Daniels	02/08/17	7,239w	0.13	3.03						0.00		3.03
80/Daniels	02/08/17	7,239w	0.13	3.03						0.00		3.03
80/Daniels	02/08/17	7,239w	0.13	3.03						0.00		3.03
80/Daniels	02/08/17	7,239w	0.13	3.03						0.00		3.03
58/Sternick	02/15/17	7,239w	0.08	2.04						0.00		2.04
58/Sternick	02/15/17	7,239w	0.08	2.04						0.00		2.04
58/Sternick	02/15/17	7,239w	0.08	2.04						0.00		2.04
58/Sternick	02/15/17	7,239w	0.08	2.04						0.00		2.04

Comprehensive Detail by Task/Location

1172 / Inlet Inspection				Equipment	Eqp Hr/MI	Eqp Cost	Material	Mat Used	Mat Cost	Contractor Cost	Overhead Cost	Total
58/Sternick	02/15/17	7,239w	0.08	2.04						0.00		2.04
58/Sternick	02/15/17	7,239w	0.08	2.04						0.00		2.04
58/Sternick	02/15/17	7,239w	0.08	2.04						0.00		2.04
58/Sternick	02/15/17	7,239w	0.08	2.04						0.00		2.04
58/Sternick	02/15/17	7,239w	0.08	2.04						0.00		2.04
58/Sternick	02/15/17	7,239w	0.08	2.04						0.00		2.04
80/Daniels	02/15/17	7,239w	0.08	1.79						0.00		1.79
80/Daniels	02/15/17	7,239w	0.08	1.79						0.00		1.79
80/Daniels	02/15/17	7,239w	0.08	1.79						0.00		1.79
80/Daniels	02/15/17	7,239w	0.08	1.79						0.00		1.79
80/Daniels	02/15/17	7,239w	0.08	1.79						0.00		1.79
80/Daniels	02/15/17	7,239w	0.08	1.79						0.00		1.79
80/Daniels	02/15/17	7,239w	0.08	1.79						0.00		1.79
80/Daniels	02/15/17	7,239w	0.08	1.79						0.00		1.79
80/Daniels	02/15/17	7,239w	0.08	1.79						0.00		1.79
80/Daniels	02/15/17	7,239w	0.08	1.79						0.00		1.79
West County Dr Sub Total			3.85	\$96.79		\$0.00		\$0.00		\$0.00	\$0.00	\$96.79
RM295 / Whitehall Drive												
58/Sternick	01/31/17	7,163w	0.07	1.95						0.00		1.95
58/Sternick	01/31/17	7,163w	0.07	1.95						0.00		1.95
73/LaBar	01/31/17	7,163w	0.07	1.77						0.00		1.77
73/LaBar	01/31/17	7,163w	0.07	1.77						0.00		1.77
Whitehall Drive Sub Total			0.29	\$7.45		\$0.00		\$0.00		\$0.00	\$0.00	\$7.45
RM296 / Whitan Rd												
58/Sternick	01/20/17	7,163w	0.07	1.76						0.00		1.76
58/Sternick	01/20/17	7,163w	0.07	1.76						0.00		1.76
58/Sternick	01/20/17	7,163w	0.07	1.76						0.00		1.76
86/Ettore	01/20/17	7,163w	0.07	1.35						0.00		1.35
86/Ettore	01/20/17	7,163w	0.07	1.35						0.00		1.35
86/Ettore	01/20/17	7,163w	0.07	1.35						0.00		1.35
58/Sternick	01/26/17	7,163w	0.11	2.86						0.00		2.86

Comprehensive Detail by Task/Location

1172 / Inlet Inspection						Eqp Hr/MI	Eqp Cost	Material	Mat Used	Mat Cost	Contractor Cost	Overhead Cost	Total
	Labor Hrs	Labor Cost	Equipment										
58/Sternick	01/18/17	7,163w	0.11	2.90							0.00		2.90
58/Sternick	01/18/17	7,163w	0.11	2.90							0.00		2.90
58/Sternick	01/18/17	7,163w	0.11	2.90							0.00		2.90
58/Sternick	01/18/17	7,163w	0.11	2.90							0.00		2.90
86/Ettore	01/18/17	7,163w	0.11	2.23							0.00		2.23
86/Ettore	01/18/17	7,163w	0.11	2.23							0.00		2.23
86/Ettore	01/18/17	7,163w	0.11	2.23							0.00		2.23
86/Ettore	01/18/17	7,163w	0.11	2.23							0.00		2.23
86/Ettore	01/18/17	7,163w	0.11	2.23							0.00		2.23
86/Ettore	01/18/17	7,163w	0.11	2.23							0.00		2.23
86/Ettore	01/18/17	7,163w	0.11	2.23							0.00		2.23
86/Ettore	01/18/17	7,163w	0.11	2.23							0.00		2.23
86/Ettore	01/18/17	7,163w	0.11	2.23							0.00		2.23
86/Ettore	01/18/17	7,163w	0.11	2.23							0.00		2.23
86/Ettore	01/18/17	7,163w	0.11	2.23							0.00		2.23
86/Ettore	01/18/17	7,163w	0.11	2.23							0.00		2.23
86/Ettore	01/18/17	7,163w	0.11	2.23							0.00		2.23
86/Ettore	01/18/17	7,163w	0.11	2.23							0.00		2.23
86/Ettore	01/18/17	7,163w	0.11	2.23							0.00		2.23
86/Ettore	01/18/17	7,163w	0.11	2.23							0.00		2.23
58/Sternick	01/31/17	7,163w	0.07	1.95							0.00		1.95
58/Sternick	01/31/17	7,163w	0.07	1.95							0.00		1.95
73/LaBar	01/31/17	7,163w	0.07	1.77							0.00		1.77
73/LaBar	01/31/17	7,163w	0.07	1.77							0.00		1.77
Winfield Terrace Sub Total	2.89	\$68.98				\$0.00			\$0.00		\$0.00	\$0.00	\$68.98
RM300 / Winthrop Dr													
58/Sternick	02/08/17	7,239w	0.13	3.46							0.00		3.46
58/Sternick	02/08/17	7,239w	0.13	3.46							0.00		3.46
58/Sternick	02/08/17	7,239w	0.13	3.46							0.00		3.46
58/Sternick	02/08/17	7,239w	0.13	3.46							0.00		3.46
58/Sternick	02/08/17	7,239w	0.13	3.46							0.00		3.46
58/Sternick	02/08/17	7,239w	0.13	3.46							0.00		3.46
80/Daniels	02/08/17	7,239w	0.13	3.03							0.00		3.03
80/Daniels	02/08/17	7,239w	0.13	3.03							0.00		3.03
80/Daniels	02/08/17	7,239w	0.13	3.03							0.00		3.03
80/Daniels	02/08/17	7,239w	0.13	3.03							0.00		3.03
80/Daniels	02/08/17	7,239w	0.13	3.03							0.00		3.03
80/Daniels	02/08/17	7,239w	0.13	3.03							0.00		3.03
80/Daniels	02/08/17	7,239w	0.13	3.03							0.00		3.03
Winthrop Dr Sub Total	1.73	\$43.65				\$0.00			\$0.00		\$0.00	\$0.00	\$43.65
RM302 / Woodside Lane													
58/Sternick	01/27/17	7,163w	0.08	2.24							0.00		2.24
58/Sternick	01/27/17	7,163w	0.08	2.24							0.00		2.24
58/Sternick	01/27/17	7,163w	0.08	2.24							0.00		2.24
58/Sternick	01/27/17	7,163w	0.08	2.24							0.00		2.24
58/Sternick	01/27/17	7,163w	0.08	2.24							0.00		2.24
58/Sternick	01/27/17	7,163w	0.08	2.24							0.00		2.24
58/Sternick	01/27/17	7,163w	0.08	2.24							0.00		2.24
58/Sternick	01/27/17	7,163w	0.08	2.24							0.00		2.24
58/Sternick	01/27/17	7,163w	0.08	2.24							0.00		2.24
58/Sternick	01/27/17	7,163w	0.08	2.24							0.00		2.24
Woodside Lane Sub Total	0.75	\$20.13				\$0.00			\$0.00		\$0.00	\$0.00	\$20.13
RM303 / Woodstock Ln													
58/Sternick	01/31/17	7,163w	0.07	1.95							0.00		1.95
58/Sternick	01/31/17	7,163w	0.07	1.95							0.00		1.95
58/Sternick	01/31/17	7,163w	0.07	1.95							0.00		1.95
58/Sternick	01/31/17	7,163w	0.07	1.95							0.00		1.95
73/LaBar	01/31/17	7,163w	0.07	1.77							0.00		1.77
73/LaBar	01/31/17	7,163w	0.07	1.77							0.00		1.77
73/LaBar	01/31/17	7,163w	0.07	1.77							0.00		1.77
73/LaBar	01/31/17	7,163w	0.07	1.77							0.00		1.77
Woodstock Ln Sub Total	0.58	\$14.90				\$0.00			\$0.00		\$0.00	\$0.00	\$14.90
RM304 / Wren Way													
73/LaBar	02/14/17	7,239w	0.09	2.10							0.00		2.10
73/LaBar	02/14/17	7,239w	0.09	2.10							0.00		2.10
73/LaBar	02/14/17	7,239w	0.09	2.10							0.00		2.10
73/LaBar	02/14/17	7,239w	0.09	2.10							0.00		2.10

Comprehensive Detail by Task/Location

1172 / Inlet Inspection						Eqp Hr/MI	Eqp Cost	Material	Mat Used	Mat Cost	Contractor Cost	Overhead Cost	Total
	Labor Hrs	Labor Cost	Equipment										
58/Sternick	02/16/17	7,239w	0.09	2.50							0.00		2.50
80/Daniels	02/16/17	7,239w	0.09	2.19							0.00		2.19
Winthrop Dr Sub Total	1.73	\$43.65				\$0.00			\$0.00		\$0.00	\$0.00	\$43.65
RM302 / Woodside Lane													
58/Sternick	01/27/17	7,163w	0.08	2.24							0.00		2.24
58/Sternick	01/27/17	7,163w	0.08	2.24							0.00		2.24
58/Sternick	01/27/17	7,163w	0.08	2.24							0.00		2.24
58/Sternick	01/27/17	7,163w	0.08	2.24							0.00		2.24
58/Sternick	01/27/17	7,163w	0.08	2.24							0.00		2.24
58/Sternick	01/27/17	7,163w	0.08	2.24							0.00		2.24
58/Sternick	01/27/17	7,163w	0.08	2.24							0.00		2.24
58/Sternick	01/27/17	7,163w	0.08	2.24							0.00		2.24
58/Sternick	01/27/17	7,163w	0.08	2.24							0.00		2.24
58/Sternick	01/27/17	7,163w	0.08	2.24							0.00		2.24
Woodside Lane Sub Total	0.75	\$20.13				\$0.00			\$0.00		\$0.00	\$0.00	\$20.13
RM303 / Woodstock Ln													
58/Sternick	01/31/17	7,163w	0.07	1.95							0.00		1.95
58/Sternick	01/31/17	7,163w	0.07	1.95							0.00		1.95
58/Sternick	01/31/17	7,163w	0.07	1.95							0.00		1.95
58/Sternick	01/31/17	7,163w	0.07	1.95							0.00		1.95
73/LaBar	01/31/17	7,163w	0.07	1.77							0.00		1.77
73/LaBar	01/31/17	7,163w	0.07	1.77							0.00		1.77
73/LaBar	01/31/17	7,163w	0.07	1.77							0.00		1.77
73/LaBar	01/31/17	7,163w	0.07	1.77							0.00		1.77
Woodstock Ln Sub Total	0.58	\$14.90				\$0.00			\$0.00		\$0.00	\$0.00	\$14.90
RM304 / Wren Way													
73/LaBar	02/14/17	7,239w	0.09	2.10							0.00		2.10
73/LaBar	02/14/17	7,239w	0.09	2.10							0.00		2.10
73/LaBar	02/14/17	7,239w	0.09	2.10							0.00		2.10
73/LaBar	02/14/17	7,239w	0.09	2.10							0.00		2.10

Comprehensive Detail by Task/Location

1172 / Inlet Inspection	Labor Hrs	Labor Cost	Equipment	Eqp Hr/MI	Eqp Cost	Material	Mat Used	Mat Cost	Contractor Cost	Overhead Cost	Total
73/LaBar	02/14/17	7,239w		0.09	2.10				0.00		2.10
80/Daniels	02/14/17	7,239w		0.09	2.02				0.00		2.02
80/Daniels	02/14/17	7,239w		0.09	2.02				0.00		2.02
80/Daniels	02/14/17	7,239w		0.09	2.02				0.00		2.02
80/Daniels	02/14/17	7,239w		0.09	2.02				0.00		2.02
80/Daniels	02/14/17	7,239w		0.09	2.02				0.00		2.02
58/Sternick	02/16/17	7,239w		0.09	2.50				0.00		2.50
80/Daniels	02/16/17	7,239w		0.09	2.19				0.00		2.19
Wren Way Sub Total	1.05	\$25.28			\$0.00			\$0.00	\$0.00		\$25.28
RM305 / Yellow Jacket Ct											
58/Sternick	02/15/17	7,239w		0.08	2.04				0.00		2.04
58/Sternick	02/15/17	7,239w		0.08	2.04				0.00		2.04
80/Daniels	02/15/17	7,239w		0.08	1.79				0.00		1.79
80/Daniels	02/15/17	7,239w		0.08	1.79				0.00		1.79
Yellow Jacket Ct Sub Total	0.30	\$7.67			\$0.00			\$0.00	\$0.00		\$7.67
RM306 / Yorkshire Lane											
58/Sternick	01/18/17	7,163w		0.11	2.90				0.00		2.90
58/Sternick	01/18/17	7,163w		0.11	2.90				0.00		2.90
85/Ettore	01/18/17	7,163w		0.11	2.23				0.00		2.23
85/Ettore	01/18/17	7,163w		0.11	2.23				0.00		2.23
Yorkshire Lane Sub Total	0.43	\$10.26			\$0.00			\$0.00	\$0.00		\$10.26
RM307 / Yuma Trail											
80/Daniels	02/27/17	7,331w		0.06	1.38				0.00		1.38
80/Daniels	02/27/17	7,331w		0.06	1.38				0.00		1.38
80/Daniels	02/27/17	7,331w		0.06	1.38				0.00		1.38
80/Daniels	02/27/17	7,331w		0.06	1.38				0.00		1.38
80/Daniels	02/27/17	7,331w		0.06	1.38				0.00		1.38
80/Daniels	02/27/17	7,331w		0.06	1.38				0.00		1.38
80/Daniels	02/27/17	7,331w		0.06	1.38				0.00		1.38
80/Daniels	02/27/17	7,331w		0.06	1.38				0.00		1.38

2/1/2018

205

Comprehensive Detail by Task/Location

1172 / Inlet Inspection	Labor Hrs	Labor Cost	Equipment	Eqp Hr/MI	Eqp Cost	Material	Mat Used	Mat Cost	Contractor Cost	Overhead Cost	Total
Yuma Trail Sub Total	0.41	\$9.67			\$0.00			\$0.00	\$0.00		\$9.67
TWPWIDE / Township Wide											
58/Sternick	02/21/17	7,239w		0.09	2.53				0.00		2.53
58/Sternick	02/21/17	7,239w		0.09	2.53				0.00		2.53
58/Sternick	02/21/17	7,239w		0.09	2.53				0.00		2.53
58/Sternick	02/21/17	7,239w		0.09	2.53				0.00		2.53
58/Sternick	02/21/17	7,239w		0.09	2.53				0.00		2.53
58/Sternick	02/21/17	7,239w		0.09	2.53				0.00		2.53
58/Sternick	02/21/17	7,239w		0.09	2.53				0.00		2.53
58/Sternick	02/21/17	7,239w		0.09	2.53				0.00		2.53
58/Sternick	02/21/17	7,239w		0.09	2.53				0.00		2.53
58/Sternick	02/21/17	7,239w		0.09	2.53				0.00		2.53
58/Sternick	02/21/17	7,239w		0.09	2.53				0.00		2.53
58/Sternick	02/21/17	7,239w		0.09	2.53				0.00		2.53
58/Sternick	02/21/17	7,239w		0.09	2.53				0.00		2.53
58/Sternick	02/21/17	7,239w		0.09	2.53				0.00		2.53
58/Sternick	02/21/17	7,239w		0.09	2.53				0.00		2.53
58/Sternick	02/21/17	7,239w		0.09	2.53				0.00		2.53
58/Sternick	02/21/17	7,239w		0.09	2.53				0.00		2.53
58/Sternick	02/21/17	7,239w		0.09	2.53				0.00		2.53
58/Sternick	02/21/17	7,239w		0.09	2.53				0.00		2.53
58/Sternick	02/21/17	7,239w		0.09	2.53				0.00		2.53
58/Sternick	02/21/17	7,239w		0.09	2.53				0.00		2.53
58/Sternick	02/21/17	7,239w		0.09	2.53				0.00		2.53
58/Sternick	02/21/17	7,239w		0.09	2.53				0.00		2.53
58/Sternick	02/21/17	7,239w		0.09	2.53				0.00		2.53
58/Sternick	02/21/17	7,239w		0.09	2.53				0.00		2.53
58/Sternick	02/21/17	7,239w		0.09	2.53				0.00		2.53
80/Daniels	02/21/17	7,239w		0.09	2.21				0.00		2.21
80/Daniels	02/21/17	7,239w		0.09	2.21				0.00		2.21
80/Daniels	02/21/17	7,239w		0.09	2.21				0.00		2.21
80/Daniels	02/21/17	7,239w		0.09	2.21				0.00		2.21
80/Daniels	02/21/17	7,239w		0.09	2.21				0.00		2.21
80/Daniels	02/21/17	7,239w		0.09	2.21				0.00		2.21

2/1/2018

206

Comprehensive Detail by Task/Location

1172 / Inlet Inspection				Equipment	Eqp Hr/MI	Eqp Cost	Material	Mat Used	Mat Cost	Contractor Cost	Overhead Cost	Total
	Labor Hrs	Labor Cost										
80/Daniels	02/21/17	7,239w	0.09	2.21						0.00		2.21
80/Daniels	02/21/17	7,239w	0.09	2.21						0.00		2.21
80/Daniels	02/21/17	7,239w	0.09	2.21						0.00		2.21
80/Daniels	02/21/17	7,239w	0.09	2.21						0.00		2.21
80/Daniels	02/21/17	7,239w	0.09	2.21						0.00		2.21
80/Daniels	02/21/17	7,239w	0.09	2.21						0.00		2.21
80/Daniels	02/21/17	7,239w	0.09	2.21						0.00		2.21
80/Daniels	02/21/17	7,239w	0.09	2.21						0.00		2.21
80/Daniels	02/21/17	7,239w	0.09	2.21						0.00		2.21
80/Daniels	02/21/17	7,239w	0.09	2.21						0.00		2.21
80/Daniels	02/21/17	7,239w	0.09	2.21						0.00		2.21
80/Daniels	02/21/17	7,239w	0.09	2.21						0.00		2.21
80/Daniels	02/21/17	7,239w	0.09	2.21						0.00		2.21
80/Daniels	02/21/17	7,239w	0.09	2.21						0.00		2.21
80/Daniels	02/21/17	7,239w	0.09	2.21						0.00		2.21
80/Daniels	02/21/17	7,239w	0.09	2.21						0.00		2.21
80/Daniels	02/21/17	7,239w	0.09	2.21						0.00		2.21
80/Daniels	02/21/17	7,239w	0.09	2.21						0.00		2.21
80/Daniels	02/21/17	7,239w	0.09	2.21						0.00		2.21
80/Daniels	02/21/17	7,239w	0.09	2.21						0.00		2.21
80/Daniels	02/21/17	7,239w	0.09	2.21						0.00		2.21
80/Daniels	02/28/17	7,331w	0.07	1.74						0.00		1.74
80/Daniels	02/28/17	7,331w	0.07	1.74						0.00		1.74
80/Daniels	02/28/17	7,331w	0.07	1.74						0.00		1.74
80/Daniels	02/28/17	7,331w	0.07	1.74						0.00		1.74
80/Daniels	02/28/17	7,331w	0.07	1.74						0.00		1.74
80/Daniels	02/28/17	7,331w	0.07	1.74						0.00		1.74
80/Daniels	02/28/17	7,331w	0.07	1.74						0.00		1.74
80/Daniels	02/28/17	7,331w	0.07	1.74						0.00		1.74
80/Daniels	02/28/17	7,331w	0.07	1.74						0.00		1.74
80/Daniels	02/28/17	7,331w	0.07	1.74						0.00		1.74
80/Daniels	02/28/17	7,331w	0.07	1.74						0.00		1.74
80/Daniels	02/28/17	7,331w	0.07	1.74						0.00		1.74
80/Daniels	02/28/17	7,331w	0.07	1.74						0.00		1.74
80/Daniels	02/28/17	7,331w	0.07	1.74						0.00		1.74
80/Daniels	02/28/17	7,331w	0.07	1.74						0.00		1.74
80/Daniels	02/28/17	7,331w	0.07	1.74						0.00		1.74
80/Daniels	02/28/17	7,331w	0.07	1.74						0.00		1.74
80/Daniels	02/28/17	7,331w	0.07	1.74						0.00		1.74
80/Daniels	02/28/17	7,331w	0.07	1.74						0.00		1.74

2/1/2018

207

Comprehensive Detail by Task/Location

1172 / Inlet Inspection				Equipment	Eqp Hr/MI	Eqp Cost	Material	Mat Used	Mat Cost	Contractor Cost	Overhead Cost	Total
	Labor Hrs	Labor Cost										
80/Daniels	02/28/17	7,331w	0.07	1.74						0.00		1.74
Township Wide Sub Total		6.11	\$151.48			\$0.00			\$0.00			\$151.48
1172 / Inlet Inspection Sub Total		427.00	\$10,884.52			\$80.00			\$0.00	\$0.00		\$10,964.52

2/1/2018

208

Comprehensive Detail by Task/Location

1173 / Inlet Repair	Labor Hrs	Labor Cost	Equipment	Eqp Hr/MI	Eqp Cost	Material	Mat Used	Mat Cost	Contractor Cost	Overhead Cost	Total
FAC024 / School - Central											
73/LaBar	04/24/17	47,266c	3.00	73.17					0.00		73.17
76/Regazzini	04/24/17	47,266c	30	3.00	30.00	3010	0.50	4.08	0.00		34.08
76/Regazzini	04/24/17	47,266c	10	3.00	15.84	4058	4.00	21.96	0.00		108.24
School - Central Sub Total	6.00	\$143.61			\$45.84			\$26.04	\$0.00	\$0.00	\$215.49
FAC028 / School - Whitton											
73/LaBar	06/01/17	48,552c	5.00	121.95					0.00		121.95
76/Regazzini	06/01/17	48,552c	5.00	117.40	10	5.00	26.40	4040	8.00	15.76	159.56
76/Regazzini	06/01/17	48,552c	30	5.00	50.00	4038	4.00	1.40	0.00		51.40
76/Regazzini	06/01/17	48,552c				3010	0.25	2.04	0.00		2.04
76/Regazzini	06/01/17	48,552c				3110	0.25		0.00		0.00
76/Regazzini	06/01/17	48,552c				4050	1.00	10.25	0.00		10.25
76/Regazzini	06/01/17	48,552c				4055	0.50	3.48	0.00		3.48
School - Whitton Sub Total	10.00	\$239.35			\$76.40			\$32.93	\$0.00	\$0.00	\$348.68
RM004 / Apache Way											
24/Paustian	05/02/17	7,412w	0.09	2.54	49	0.09	0.90		0.00		3.44
24/Paustian	05/02/17	7,412w	0.09	2.54	49	0.09	0.90		0.00		3.44
80/Daniels	05/02/17	7,412w	0.09	2.11					0.00		2.11
80/Daniels	05/02/17	7,412w	0.09	2.11					0.00		2.11
Apache Way Sub Total	0.36	\$9.30			\$1.80			\$0.00	\$0.00	\$0.00	\$11.10
RM005 / Arapaho Trail											
24/Paustian	05/02/17	7,412w	0.09	2.54	49	0.09	0.90		0.00		3.44
24/Paustian	05/02/17	7,412w	0.09	2.54	49	0.09	0.90		0.00		3.44
24/Paustian	05/02/17	7,412w	0.09	2.54	49	0.09	0.90		0.00		3.44
24/Paustian	05/02/17	7,412w	0.09	2.54	49	0.09	0.90		0.00		3.44
80/Daniels	05/02/17	7,412w	0.09	2.11					0.00		2.11
80/Daniels	05/02/17	7,412w	0.09	2.11					0.00		2.11
80/Daniels	05/02/17	7,412w	0.09	2.11					0.00		2.11
80/Daniels	05/02/17	7,412w	0.09	2.11					0.00		2.11

2/1/2018

209

Comprehensive Detail by Task/Location

1173 / Inlet Repair	Labor Hrs	Labor Cost	Equipment	Eqp Hr/MI	Eqp Cost	Material	Mat Used	Mat Cost	Contractor Cost	Overhead Cost	Total
Arapaho Trail Sub Total											
	0.72	\$18.61			\$3.60			\$0.00	\$0.00	\$0.00	\$22.20
RM006 / Arfel Ct											
73/LaBar	05/16/17	7,412w	0.14	3.31	49	0.14	1.36		0.00		4.66
Arfel Ct Sub Total	0.14	\$3.31			\$1.36			\$0.00	\$0.00	\$0.00	\$4.66
RM007 / Arrowhead Dr											
73/LaBar	05/15/17	7,412w	0.11	2.71	49	0.11	1.11		0.00		3.82
73/LaBar	05/15/17	7,412w	0.11	2.71	49	0.11	1.11		0.00		3.82
73/LaBar	05/15/17	7,412w	0.11	2.71	49	0.11	1.11		0.00		3.82
73/LaBar	05/15/17	7,412w	0.11	2.71	49	0.11	1.11		0.00		3.82
73/LaBar	05/15/17	7,412w	0.11	2.71	49	0.11	1.11		0.00		3.82
73/LaBar	05/15/17	7,412w	0.11	2.71	49	0.11	1.11		0.00		3.82
73/LaBar	05/15/17	7,412w	0.11	2.71	49	0.11	1.11		0.00		3.82
73/LaBar	05/15/17	7,412w	0.11	2.71	49	0.11	1.11		0.00		3.82
73/LaBar	05/15/17	7,412w	0.11	2.71	49	0.11	1.11		0.00		3.82
73/LaBar	05/15/17	7,412w	0.11	2.71	49	0.11	1.11		0.00		3.82
73/LaBar	05/15/17	7,412w	0.11	2.71	49	0.11	1.11		0.00		3.82
73/LaBar	05/15/17	7,412w	0.11	2.71	49	0.11	1.11		0.00		3.82
24/Paustian	05/18/17	7,412w	0.10	2.83	49	0.10	1.00		0.00		1.00
59/Malanga	05/18/17	7,412w							0.00		2.83
Arrowhead Dr Sub Total	1.32	\$32.64			\$13.22			\$0.00	\$0.00	\$0.00	\$45.86
RM008 / Aspen Hill Rd											
24/Paustian	05/19/17	7,412w	0.09	2.22	49	0.09	0.91		0.00		0.91
73/LaBar	05/19/17	7,412w	0.09	2.22					0.00		2.22
Aspen Hill Rd Sub Total	0.09	\$2.22			\$0.91			\$0.00	\$0.00	\$0.00	\$3.13
RM009 / Bald Road											
24/Paustian	05/19/17	7,412w			49	0.09	0.91		0.00		0.91
24/Paustian	05/19/17	7,412w			49	0.09	0.91		0.00		0.91
24/Paustian	05/19/17	7,412w			49	0.09	0.91		0.00		0.91

2/1/2018

210

Comprehensive Detail by Task/Location

1173 / Inlet Repair	Labor Hrs	Labor Cost	Equipment	Eqp Hr/MI	Eqp Cost	Material	Mat Used	Mat Cost	Contractor Cost	Overhead Cost	Total
24/Paustian 05/19/17 7,412w			49	0.09	0.91				0.00		0.91
24/Paustian 05/19/17 7,412w			49	0.09	0.91				0.00		0.91
24/Paustian 05/19/17 7,412w			49	0.09	0.91				0.00		0.91
73/LaBar 05/19/17 7,412w	0.09	2.22							0.00		2.22
73/LaBar 05/19/17 7,412w	0.09	2.22							0.00		2.22
73/LaBar 05/19/17 7,412w	0.09	2.22							0.00		2.22
73/LaBar 05/19/17 7,412w	0.09	2.22							0.00		2.22
73/LaBar 05/19/17 7,412w	0.09	2.22							0.00		2.22
73/LaBar 05/19/17 7,412w	0.09	2.22							0.00		2.22
Bald Road Sub Total	0.55	\$13.30			\$5.45			\$0.00	\$0.00	\$0.00	\$18.76
RM010 / Bald Eagle Dr											
76/Regazzini 04/17/17 46,235c	4.00	93.92	10	4.00	21.12	4040	9.00	17.55	0.00		132.59
76/Regazzini 04/17/17 46,235c			30	4.00	40.00	4038	14.00	4.62	0.00		44.62
76/Regazzini 04/17/17 46,235c						4060	1.25	7.38	0.00		7.38
85/Kraus 04/17/17 46,235c	4.00	82.36							0.00		82.36
24/Paustian 05/20/17 7,412w	0.16	4.40	49	0.16	1.56				0.00		5.95
Bald Eagle Dr Sub Total	8.16	\$180.68			\$62.68			\$29.55	\$0.00	\$0.00	\$272.90
RM011 / Barton Ln											
24/Paustian 05/18/17 7,412w			49	0.10	1.00				0.00		1.00
59/Malanga 05/18/17 7,412w	0.10	2.83							0.00		2.83
Barton Ln Sub Total	0.10	\$2.83			\$1.00			\$0.00	\$0.00	\$0.00	\$3.83
RM012 / Bebe Ct											
73/LaBar 05/16/17 7,412w	0.14	3.31	49	0.14	1.36				0.00		4.66
73/LaBar 05/16/17 7,412w	0.14	3.31	49	0.14	1.36				0.00		4.66
73/LaBar 05/16/17 7,412w	0.14	3.31	49	0.14	1.36				0.00		4.66
73/LaBar 05/16/17 7,412w	0.14	3.31	49	0.14	1.36				0.00		4.66
73/LaBar 05/16/17 7,412w	0.14	3.31	49	0.14	1.36				0.00		4.66
Bebe Ct Sub Total	0.68	\$16.54			\$6.78			\$0.00	\$0.00	\$0.00	\$23.32

Comprehensive Detail by Task/Location

1173 / Inlet Repair	Labor Hrs	Labor Cost	Equipment	Eqp Hr/MI	Eqp Cost	Material	Mat Used	Mat Cost	Contractor Cost	Overhead Cost	Total
\$0.00											
RM013 / Beechwood Rd											
73/LaBar 05/16/17 7,412w	0.14	3.31	49	0.14	1.36				0.00		4.66
73/LaBar 05/16/17 7,412w	0.14	3.31	49	0.14	1.36				0.00		4.66
73/LaBar 05/16/17 7,412w	0.14	3.31	49	0.14	1.36				0.00		4.66
Beechwood Rd Sub Total	0.41	\$9.92			\$4.07			\$0.00	\$0.00	\$0.00	\$13.99
RM014 / Belle Glade Ct											
73/LaBar 05/16/17 7,412w	0.14	3.31	49	0.14	1.36				0.00		4.66
73/LaBar 05/16/17 7,412w	0.14	3.31	49	0.14	1.36				0.00		4.66
Belle Glade Ct Sub Total	0.27	\$6.61			\$2.71			\$0.00	\$0.00	\$0.00	\$9.33
RM015 / Benjamin Place											
76/Regazzini 04/04/17 8,462w			54	0.10	1.03				0.00		1.03
76/Regazzini 04/04/17 8,462w			54	0.10	1.03				0.00		1.03
76/Regazzini 04/04/17 8,462w			54	0.10	1.03				0.00		1.03
76/Regazzini 04/04/17 8,462w			54	0.10	1.03				0.00		1.03
76/Regazzini 04/04/17 8,462w	0.10	2.41	12	0.10	0.82	4100	0.05	1.79	0.00		5.02
76/Regazzini 04/04/17 8,462w	0.10	2.41	12	0.10	0.82	4100	0.05	1.79	0.00		5.02
76/Regazzini 04/04/17 8,462w	0.10	2.41	12	0.10	0.82	4100	0.05	1.79	0.00		5.02
76/Regazzini 04/04/17 8,462w	0.10	2.41	12	0.10	0.82	4100	0.05	1.79	0.00		5.02
85/Kraus 04/04/17 8,462w	0.10	2.11							0.00		2.11
85/Kraus 04/04/17 8,462w	0.10	2.11							0.00		2.11
85/Kraus 04/04/17 8,462w	0.10	2.11							0.00		2.11
85/Kraus 04/04/17 8,462w	0.10	2.11							0.00		2.11
29/Whidlock 04/18/17 7,387w	1.60	45.22							0.00		45.22
29/Whidlock 04/18/17 7,387w	1.60	45.22							0.00		45.22
29/Whidlock 04/18/17 7,387w	1.60	45.22							0.00		45.22
29/Whidlock 04/18/17 7,387w	1.60	45.22							0.00		45.22
76/Regazzini 04/18/17 7,387w						4060	0.60	3.54	0.00		3.54
76/Regazzini 04/18/17 7,387w						4060	0.60	3.54	0.00		3.54
76/Regazzini 04/18/17 7,387w						4060	0.60	3.54	0.00		3.54
76/Regazzini 04/18/17 7,387w						4060	0.60	3.54	0.00		3.54

Comprehensive Detail by Task/Location

1173 / Inlet Repair		Labor Hrs	Labor Cost	Equipment	Eqp Hr/MI	Eqp Cost	Material	Mat Used	Mat Cost	Contractor Cost	Overhead Cost	Total
76/Regazzini	04/18/17	7,387w	1.60	37.57	10	1.60	8.45	4038	3.80	1.25	0.00	47.27
76/Regazzini	04/18/17	7,387w	1.60	37.57	10	1.60	8.45	4038	3.80	1.25	0.00	47.27
76/Regazzini	04/18/17	7,387w	1.60	37.57	10	1.60	8.45	4038	3.80	1.25	0.00	47.27
76/Regazzini	04/18/17	7,387w	1.60	37.57	10	1.60	8.45	4038	3.80	1.25	0.00	47.27
76/Regazzini	04/18/17	7,387w						4058	0.40	2.20	0.00	2.20
76/Regazzini	04/18/17	7,387w						4058	0.40	2.20	0.00	2.20
76/Regazzini	04/18/17	7,387w						4058	0.40	2.20	0.00	2.20
76/Regazzini	04/18/17	7,387w						4058	0.40	2.20	0.00	2.20
76/Regazzini	04/18/17	7,387w						4058	0.40	2.20	0.00	2.20
76/Regazzini	04/18/17	7,387w						4058	0.40	2.20	0.00	2.20
76/Regazzini	04/18/17	7,387w						4040	5.80	11.31	0.00	27.31
76/Regazzini	04/18/17	7,387w						4040	5.80	11.31	0.00	27.31
76/Regazzini	04/18/17	7,387w						4040	5.80	11.31	0.00	27.31
76/Regazzini	04/18/17	7,387w						4040	5.80	11.31	0.00	27.31
24/Paustian	05/18/17	7,412w									0.10	1.00
24/Paustian	05/18/17	7,412w									0.10	1.00
59/Malanga	05/18/17	7,412w	0.10	2.83							0.00	2.83
59/Malanga	05/18/17	7,412w	0.10	2.83							0.00	2.83
Benjamin Place Sub Total		13.82	\$354.87			\$107.17			\$80.38	\$0.00		\$542.42
RM017 / Bernard Street											\$0.00	
25/Pucciarelli	03/02/17	45,017c	4.00	113.04							0.00	113.04
76/Regazzini	03/02/17	45,017c	4.00	93.92	10	4.00	21.12	4040	13.00	25.35	0.00	140.39
76/Regazzini	03/02/17	45,017c						4038	3.00	0.99	0.00	0.99
76/Regazzini	03/02/17	45,017c						3010	0.25	2.04	0.00	2.04
76/Regazzini	03/02/17	45,017c						4055	1.50	9.80	0.00	9.80
80/Daniels	05/08/17	7,412w	0.08	1.82	49	0.08	0.78				0.00	2.60
80/Daniels	05/08/17	7,412w	0.08	1.82	49	0.08	0.78				0.00	2.60
80/Daniels	05/08/17	7,412w	0.08	1.82	49	0.08	0.78				0.00	2.60
80/Daniels	05/08/17	7,412w	0.08	1.82	49	0.08	0.78				0.00	2.60
80/Daniels	05/08/17	7,412w	0.08	1.82	49	0.08	0.78				0.00	2.60
80/Daniels	05/08/17	7,412w	0.08	1.82	49	0.08	0.78				0.00	2.60
80/Daniels	05/08/17	7,412w	0.08	1.82	49	0.08	0.78				0.00	2.60
80/Daniels	05/08/17	7,412w	0.08	1.82	49	0.08	0.78				0.00	2.60
80/Daniels	05/08/17	7,412w	0.08	1.82	49	0.08	0.78				0.00	2.60
80/Daniels	05/08/17	7,412w	0.08	1.82	49	0.08	0.78				0.00	2.60
80/Daniels	05/08/17	7,412w	0.08	1.82	49	0.08	0.78				0.00	2.60
80/Daniels	05/08/17	7,412w	0.08	1.82	49	0.08	0.78				0.00	2.60
80/Daniels	05/08/17	7,412w	0.08	1.82	49	0.08	0.78				0.00	2.60

Comprehensive Detail by Task/Location

1173 / Inlet Repair		Labor Hrs	Labor Cost	Equipment	Eqp Hr/MI	Eqp Cost	Material	Mat Used	Mat Cost	Contractor Cost	Overhead Cost	Total
80/Daniels	05/08/17	7,412w	0.08	1.82	49	0.08	0.78				0.00	2.60
Bernard Street Sub Total		8.93	\$228.85			\$30.44			\$38.18	\$0.00		\$297.47
RM018 / Birch Way												
24/Paustian	05/18/17	7,412w			49	0.10	1.00				0.00	1.00
24/Paustian	05/18/17	7,412w			49	0.10	1.00				0.00	1.00
59/Malanga	05/18/17	7,412w	0.10	2.83							0.00	2.83
59/Malanga	05/18/17	7,412w	0.10	2.83							0.00	2.83
Birch Way Sub Total		0.20	\$5.65			\$2.00			\$0.00	\$0.00		\$7.65
RM019 / Black Point Road												
24/Paustian	05/18/17	7,412w			49	0.10	1.00				0.00	1.00
59/Malanga	05/18/17	7,412w	0.10	2.83							0.00	2.83
Black Point Road Sub Total		0.10	\$2.83			\$1.00			\$0.00	\$0.00		\$3.83
RM020 / Blackfoot Trail												
24/Paustian	05/02/17	7,412w	0.09	2.54	49	0.09	0.90				0.00	3.44
80/Daniels	05/02/17	7,412w	0.09	2.11							0.00	2.11
Blackfoot Trail Sub Total		0.18	\$4.65			\$0.90			\$0.00	\$0.00		\$5.55
RM021 / Blue Grass Blvd												
24/Paustian	05/19/17	7,412w			49	0.09	0.91				0.00	0.91
24/Paustian	05/19/17	7,412w			49	0.09	0.91				0.00	0.91
24/Paustian	05/19/17	7,412w			49	0.09	0.91				0.00	0.91
24/Paustian	05/19/17	7,412w			49	0.09	0.91				0.00	0.91
73/LaBar	05/19/17	7,412w	0.09	2.22							0.00	2.22
73/LaBar	05/19/17	7,412w	0.09	2.22							0.00	2.22
73/LaBar	05/19/17	7,412w	0.09	2.22							0.00	2.22
73/LaBar	05/19/17	7,412w	0.09	2.22							0.00	2.22
Blue Grass Blvd Sub Total		0.36	\$8.87			\$3.64			\$0.00	\$0.00		\$12.51

Comprehensive Detail by Task/Location

1173 / Inlet Repair	Labor Hrs	Labor Cost	Equipment	Eqp	Eqp	Material	Mat Used	Mat Cost	Contractor Cost	Overhead Cost	Total
				Hr/Mi	Cost						
\$0.00											
RM022 / Blue Jay Ct											
24/Paustian 05/20/17 7,412w	0.16	4.40	49	0.16	1.56				0.00		5.95
24/Paustian 05/20/17 7,412w	0.16	4.40	49	0.16	1.56				0.00		5.95
Blue Jay Ct Sub Total											
	0.31	\$8.79			\$3.11			\$0.00	\$0.00	\$0.00	\$11.90
RM023 / Bowman Ct											
80/Daniels 05/08/17 7,412w	0.08	1.82	49	0.08	0.78				0.00		2.60
Bowman Ct Sub Total											
	0.08	\$1.82			\$0.78			\$0.00	\$0.00	\$0.00	\$2.60
RM025 / Branch Drive											
24/Paustian 05/19/17 7,412w			49	0.09	0.91				0.00		0.91
24/Paustian 05/19/17 7,412w			49	0.09	0.91				0.00		0.91
73/LaBar 05/19/17 7,412w	0.09	2.22							0.00		2.22
73/LaBar 05/19/17 7,412w	0.09	2.22							0.00		2.22
Branch Drive Sub Total											
	0.18	\$4.43			\$1.82			\$0.00	\$0.00	\$0.00	\$6.25
RM026 / Brandon Court											
70/Jennings 03/28/17 7,387w						4060	0.38	2.21	0.00		2.21
70/Jennings 03/28/17 7,387w						4060	0.38	2.21	0.00		2.21
70/Jennings 03/28/17 7,387w						4060	0.38	2.21	0.00		2.21
70/Jennings 03/28/17 7,387w						4060	0.38	2.21	0.00		2.21
70/Jennings 03/28/17 7,387w						4060	0.38	2.21	0.00		2.21
70/Jennings 03/28/17 7,387w						4060	0.38	2.21	0.00		2.21
70/Jennings 03/28/17 7,387w						4060	0.38	2.21	0.00		2.21
70/Jennings 03/28/17 7,387w						4060	0.38	2.21	0.00		2.21
70/Jennings 03/28/17 7,387w						4060	0.38	2.21	0.00		2.21
70/Jennings 03/28/17 7,387w						4060	0.38	2.21	0.00		2.21
70/Jennings 03/28/17 7,387w	0.80	19.51	30	0.80	8.00	4040	1.30	2.54	0.00		10.54
70/Jennings 03/28/17 7,387w	0.80	19.51	10	0.80	4.22	4038	5.10	1.68	0.00		25.42
70/Jennings 03/28/17 7,387w	0.80	19.51	10	0.80	4.22	4038	5.10	1.68	0.00		25.42
70/Jennings 03/28/17 7,387w	0.80	19.51	10	0.80	4.22	4038	5.10	1.68	0.00		25.42
70/Jennings 03/28/17 7,387w	0.80	19.51	10	0.80	4.22	4038	5.10	1.68	0.00		25.42

Comprehensive Detail by Task/Location

1173 / Inlet Repair	Labor Hrs	Labor Cost	Equipment	Eqp	Eqp	Material	Mat Used	Mat Cost	Contractor Cost	Overhead Cost	Total
				Hr/Mi	Cost						
70/Jennings 03/28/17 7,387w	0.80	19.51	10	0.80	4.22	4038	5.10	1.68	0.00		25.42
70/Jennings 03/28/17 7,387w	0.80	19.51	10	0.80	4.22	4038	5.10	1.68	0.00		25.42
70/Jennings 03/28/17 7,387w	0.80	19.51	10	0.80	4.22	4038	5.10	1.68	0.00		25.42
70/Jennings 03/28/17 7,387w	0.80	19.51	10	0.80	4.22	4038	5.10	1.68	0.00		25.42
70/Jennings 03/28/17 7,387w	0.80	19.51	10	0.80	4.22	4038	5.10	1.68	0.00		25.42
70/Jennings 03/28/17 7,387w	0.80	19.51	10	0.80	4.22	4038	5.10	1.68	0.00		25.42
70/Jennings 03/28/17 7,387w	0.80	19.51	30	0.80	8.00	4040	1.30	2.54	0.00		10.54
70/Jennings 03/28/17 7,387w	0.80	19.51	30	0.80	8.00	4040	1.30	2.54	0.00		10.54
70/Jennings 03/28/17 7,387w	0.80	19.51	30	0.80	8.00	4040	1.30	2.54	0.00		10.54
70/Jennings 03/28/17 7,387w	0.80	19.51	30	0.80	8.00	4040	1.30	2.54	0.00		10.54
70/Jennings 03/28/17 7,387w	0.80	19.51	30	0.80	8.00	4040	1.30	2.54	0.00		10.54
70/Jennings 03/28/17 7,387w	0.80	19.51	30	0.80	8.00	4040	1.30	2.54	0.00		10.54
70/Jennings 03/28/17 7,387w	0.80	19.51	30	0.80	8.00	4040	1.30	2.54	0.00		10.54
76/Regazzini 03/28/17 7,387w	0.80	18.78							0.00		18.78
76/Regazzini 03/28/17 7,387w	0.80	18.78							0.00		18.78
76/Regazzini 03/28/17 7,387w	0.80	18.78							0.00		18.78
76/Regazzini 03/28/17 7,387w	0.80	18.78							0.00		18.78
76/Regazzini 03/28/17 7,387w	0.80	18.78							0.00		18.78
76/Regazzini 03/28/17 7,387w	0.80	18.78							0.00		18.78
76/Regazzini 03/28/17 7,387w	0.80	18.78							0.00		18.78
76/Regazzini 03/28/17 7,387w	0.80	18.78							0.00		18.78
76/Regazzini 03/28/17 7,387w	0.80	18.78							0.00		18.78
70/Jennings 03/30/17 7,387w						4060	0.50	2.95	0.00		2.95
70/Jennings 03/30/17 7,387w						4060	0.50	2.95	0.00		2.95
70/Jennings 03/30/17 7,387w						4060	0.50	2.95	0.00		2.95
70/Jennings 03/30/17 7,387w						4060	0.50	2.95	0.00		2.95
70/Jennings 03/30/17 7,387w						4060	0.50	2.95	0.00		2.95
70/Jennings 03/30/17 7,387w						4060	0.50	2.95	0.00		2.95
70/Jennings 03/30/17 7,387w						4060	0.50	2.95	0.00		2.95
70/Jennings 03/30/17 7,387w						4060	0.50	2.95	0.00		2.95
70/Jennings 03/30/17 7,387w						4060	0.50	2.95	0.00		2.95
70/Jennings 03/30/17 7,387w						4060	0.50	2.95	0.00		2.95
70/Jennings 03/30/17 7,387w						4060	0.50	2.95	0.00		2.95
70/Jennings 03/30/17 7,387w						4060	0.50	2.95	0.00		2.95
70/Jennings 03/30/17 7,387w						4060	0.50	2.95	0.00		2.95
70/Jennings 03/30/17 7,387w	1.33	32.52	30	1.33	13.33	4040	4.50	8.78	0.00		22.11
70/Jennings 03/30/17 7,387w	1.33	32.52	30	1.33	13.33	4040	4.50	8.78	0.00		22.11
70/Jennings 03/30/17 7,387w	1.33	32.52	30	1.33	13.33	4040	4.50	8.78	0.00		22.11
70/Jennings 03/30/17 7,387w	1.33	32.52	30	1.33	13.33	4040	4.50	8.78	0.00		22.11
70/Jennings 03/30/17 7,387w	1.33	32.52	10	1.33	7.04	4038	0.33	0.11	0.00		39.67
70/Jennings 03/30/17 7,387w	1.33	32.52	10	1.33	7.04	4038	0.33	0.11	0.00		39.67
70/Jennings 03/30/17 7,387w	1.33	32.52	10	1.33	7.04	4038	0.33	0.11	0.00		39.67
70/Jennings 03/30/17 7,387w	1.33	32.52	10	1.33	7.04	4038	0.33	0.11	0.00		39.67

Comprehensive Detail by Task/Location

1173 / Inlet Repair		Labor Hrs		Labor Cost	Equipment	Eqp Hr/MI	Eqp Cost	Material	Mat Used	Mat Cost	Contractor Cost	Overhead Cost	Total
70/Jennings	03/30/17	7,387w	1.33	32.52	10	1.33	7.04	4038	0.33	0.11	0.00		39.67
70/Jennings	03/30/17	7,387w	1.33	32.52	10	1.33	7.04	4038	0.33	0.11	0.00		39.67
70/Jennings	03/30/17	7,387w						4058	0.33	1.83	0.00		1.83
70/Jennings	03/30/17	7,387w						4058	0.33	1.83	0.00		1.83
70/Jennings	03/30/17	7,387w						4058	0.33	1.83	0.00		1.83
70/Jennings	03/30/17	7,387w						4058	0.33	1.83	0.00		1.83
70/Jennings	03/30/17	7,387w						4058	0.33	1.83	0.00		1.83
70/Jennings	03/30/17	7,387w			30	1.33	13.33	4040	4.50	8.78	0.00		22.11
70/Jennings	03/30/17	7,387w			30	1.33	13.33	4040	4.50	8.78	0.00		22.11
76/Regazzini	03/30/17	7,387w	1.33	31.31							0.00		31.31
76/Regazzini	03/30/17	7,387w	1.33	31.31							0.00		31.31
76/Regazzini	03/30/17	7,387w	1.33	31.31							0.00		31.31
76/Regazzini	03/30/17	7,387w	1.33	31.31							0.00		31.31
76/Regazzini	03/30/17	7,387w	1.33	31.31							0.00		31.31
76/Regazzini	03/30/17	7,387w	1.33	31.31							0.00		31.31
70/Jennings	04/03/17	7,387w						4050	0.20	1.95	0.00		1.95
70/Jennings	04/03/17	7,387w						4050	0.20	1.95	0.00		1.95
70/Jennings	04/03/17	7,387w						4050	0.20	1.95	0.00		1.95
70/Jennings	04/03/17	7,387w						4050	0.20	1.95	0.00		1.95
70/Jennings	04/03/17	7,387w						3110	0.05	0.00	0.00		0.00
70/Jennings	04/03/17	7,387w						3110	0.05	0.00	0.00		0.00
70/Jennings	04/03/17	7,387w						3110	0.05	0.00	0.00		0.00
70/Jennings	04/03/17	7,387w						3110	0.05	0.00	0.00		0.00
70/Jennings	04/03/17	7,387w						3110	0.05	0.00	0.00		0.00
70/Jennings	04/03/17	7,387w						3110	0.05	0.41	0.00		0.41
70/Jennings	04/03/17	7,387w						3010	0.05	0.41	0.00		0.41
70/Jennings	04/03/17	7,387w						3010	0.05	0.41	0.00		0.41
70/Jennings	04/03/17	7,387w						3010	0.05	0.41	0.00		0.41
70/Jennings	04/03/17	7,387w						3010	0.05	0.41	0.00		0.41
70/Jennings	04/03/17	7,387w						4060	0.45	2.66	0.00		2.66
70/Jennings	04/03/17	7,387w						4060	0.45	2.66	0.00		2.66
70/Jennings	04/03/17	7,387w						4060	0.45	2.66	0.00		2.66
70/Jennings	04/03/17	7,387w						4060	0.45	2.66	0.00		2.66
70/Jennings	04/03/17	7,387w						4060	0.45	2.66	0.00		2.66

Comprehensive Detail by Task/Location

1173 / Inlet Repair		Labor Hrs		Labor Cost	Equipment	Eqp Hr/MI	Eqp Cost	Material	Mat Used	Mat Cost	Contractor Cost	Overhead Cost	Total
70/Jennings	04/03/17	7,387w			10	1.60	8.45	4038	3.00	0.99	0.00		9.44
70/Jennings	04/03/17	7,387w			10	1.60	8.45	4038	3.00	0.99	0.00		9.44
70/Jennings	04/03/17	7,387w			10	1.60	8.45	4038	3.00	0.99	0.00		9.44
70/Jennings	04/03/17	7,387w			10	1.60	8.45	4038	3.00	0.99	0.00		9.44
70/Jennings	04/03/17	7,387w			10	1.60	8.45	4038	3.00	0.99	0.00		9.44
70/Jennings	04/03/17	7,387w			10	1.60	8.45	4038	3.00	0.99	0.00		9.44
70/Jennings	04/03/17	7,387w						4058	0.20	1.10	0.00		1.10
70/Jennings	04/03/17	7,387w						4058	0.20	1.10	0.00		1.10
70/Jennings	04/03/17	7,387w						4058	0.20	1.10	0.00		1.10
70/Jennings	04/03/17	7,387w						4058	0.20	1.10	0.00		1.10
70/Jennings	04/03/17	7,387w						4058	0.20	1.10	0.00		1.10
70/Jennings	04/03/17	7,387w			30	1.60	16.00	4040	4.00	7.80	0.00		23.80
70/Jennings	04/03/17	7,387w			30	1.60	16.00	4040	4.00	7.80	0.00		23.80
70/Jennings	04/03/17	7,387w			30	1.60	16.00	4040	4.00	7.80	0.00		23.80
70/Jennings	04/03/17	7,387w			30	1.60	16.00	4040	4.00	7.80	0.00		23.80
70/Jennings	04/03/17	7,387w			30	1.60	16.00	4040	4.00	7.80	0.00		23.80
76/Regazzini	04/03/17	7,387w	1.60	37.57							0.00		37.57
76/Regazzini	04/03/17	7,387w	1.60	37.57							0.00		37.57
76/Regazzini	04/03/17	7,387w	1.60	37.57							0.00		37.57
76/Regazzini	04/03/17	7,387w	1.60	37.57							0.00		37.57
76/Regazzini	04/03/17	7,387w	1.60	37.57							0.00		37.57
80/Daniels	04/03/17	7,387w	1.60	37.58							0.00		37.58
80/Daniels	04/03/17	7,387w	1.60	37.58							0.00		37.58
80/Daniels	04/03/17	7,387w	1.60	37.58							0.00		37.58
80/Daniels	04/03/17	7,387w	1.60	37.58							0.00		37.58
76/Regazzini	04/04/17	8,462w			54	0.10	1.03				0.00		1.03
76/Regazzini	04/04/17	8,462w			54	0.10	1.03				0.00		1.03
76/Regazzini	04/04/17	8,462w			54	0.10	1.03				0.00		1.03
76/Regazzini	04/04/17	8,462w			54	0.10	1.03				0.00		1.03
76/Regazzini	04/04/17	8,462w			54	0.10	1.03				0.00		1.03
76/Regazzini	04/04/17	8,462w			54	0.10	1.03				0.00		1.03
76/Regazzini	04/04/17	8,462w			54	0.10	1.03				0.00		1.03
76/Regazzini	04/04/17	8,462w			54	0.10	1.03				0.00		1.03
76/Regazzini	04/04/17	8,462w			54	0.10	1.03				0.00		1.03
76/Regazzini	04/04/17	8,462w			54	0.10	1.03				0.00		1.03

Comprehensive Detail by Task/Location

1173 / Inlet Repair		Labor Hrs	Labor Cost	Equipment	Eqp Hr/MI	Eqp Cost	Material	Mat Used	Mat Cost	Contractor Cost	Overhead Cost	Total
76/Regazzini	08/02/17	49,934c	0.50	11.74	36	0.50	5.00			0.00		16.74
73/LaBar	08/02/17	49,935c	1.00	24.39						0.00		24.39
76/Regazzini	08/02/17	49,935c			10	1.00	5.28			0.00		5.28
76/Regazzini	08/02/17	49,935c	1.00	23.48	36	1.00	10.00	4205	1.00	135.00	0.00	168.48
73/LaBar	08/03/17	49,933c	3.00	73.17						0.00		73.17
76/Regazzini	08/03/17	49,933c			10	3.00	15.84	4050	0.50	5.25	0.00	21.09
76/Regazzini	08/03/17	49,933c						4030	2.00	7.80	0.00	7.80
76/Regazzini	08/03/17	49,933c	3.00	70.44	36	3.00	30.00	4210	1.00	237.00	0.00	337.44
76/Regazzini	08/03/17	49,933c						4055	0.20	1.48	0.00	1.48
73/LaBar	08/15/17	50,040c	8.00	195.12						0.00		195.12
76/Regazzini	08/15/17	50,040c			36	8.00	80.00	4050	1.00	10.49	0.00	90.49
76/Regazzini	08/15/17	50,040c						4030	3.00	11.70	0.00	11.70
76/Regazzini	08/15/17	50,040c	8.00	187.84	10	8.00	42.24	4210	1.00	237.00	0.00	467.08
76/Regazzini	08/15/17	50,040c			50	8.00	80.00	4055	0.50	3.70	0.00	83.70
29/Whitlock	08/16/17	50,046c	0.50	14.13						0.00		14.13
76/Regazzini	08/16/17	50,046c	0.50	11.74	36	0.50	5.00	4055	0.25	1.85	0.00	18.59
Brandon Court Sub Total		117.13	\$2,796.78			\$979.29			\$1,175.43	\$0.00	\$0.00	\$4,951.51
RM027 / Breckenridge Dr												
71/Dornolti	05/22/17	48,476c	1.00	24.39	18	1.00	10.00	4204a	1.00	182.00	0.00	216.39
73/LaBar	05/22/17	48,476c	1.00	24.39						0.00		24.39
Breckenridge Dr Sub Total		2.00	\$48.78			\$10.00			\$182.00	\$0.00	\$0.00	\$240.78
RM028 / Breezy Point Rd												
24/Paustian	05/18/17	7,412w			49	0.10	1.00			0.00		1.00
59/Malanga	05/18/17	7,412w	0.10	2.83						0.00		2.83
Breezy Point Rd Sub Total		0.10	\$2.83			\$1.00			\$0.00	\$0.00	\$0.00	\$3.83
RM029 / Briar Way												
24/Paustian	05/18/17	7,412w			49	0.10	1.00			0.00		1.00
24/Paustian	05/18/17	7,412w			49	0.10	1.00			0.00		1.00
24/Paustian	05/18/17	7,412w			49	0.10	1.00			0.00		1.00

2/1/2018

223

Comprehensive Detail by Task/Location

1173 / Inlet Repair		Labor Hrs	Labor Cost	Equipment	Eqp Hr/MI	Eqp Cost	Material	Mat Used	Mat Cost	Contractor Cost	Overhead Cost	Total
24/Paustian	05/18/17	7,412w			49	0.10	1.00			0.00		1.00
24/Paustian	05/18/17	7,412w			49	0.10	1.00			0.00		1.00
24/Paustian	05/18/17	7,412w			49	0.10	1.00			0.00		1.00
59/Malanga	05/18/17	7,412w	0.10	2.83						0.00		2.83
59/Malanga	05/18/17	7,412w	0.10	2.83						0.00		2.83
59/Malanga	05/18/17	7,412w	0.10	2.83						0.00		2.83
59/Malanga	05/18/17	7,412w	0.10	2.83						0.00		2.83
59/Malanga	05/18/17	7,412w	0.10	2.83						0.00		2.83
59/Malanga	05/18/17	7,412w	0.10	2.83						0.00		2.83
Briar Way Sub Total		0.60	\$16.96			\$6.00			\$0.00	\$0.00	\$0.00	\$22.96
RM032 / Brookview Ct												
76/Regazzini	04/04/17	8,462w			54	0.10	1.03			0.00		1.03
76/Regazzini	04/04/17	8,462w			54	0.10	1.03			0.00		1.03
76/Regazzini	04/04/17	8,462w			54	0.10	1.03			0.00		1.03
76/Regazzini	04/04/17	8,462w	0.10	2.41	12	0.10	0.82	4100	0.05	1.79	0.00	5.02
76/Regazzini	04/04/17	8,462w	0.10	2.41	12	0.10	0.82	4100	0.05	1.79	0.00	5.02
76/Regazzini	04/04/17	8,462w	0.10	2.41	12	0.10	0.82	4100	0.05	1.79	0.00	5.02
85/Kraus	04/04/17	8,462w	0.10	2.11						0.00		2.11
85/Kraus	04/04/17	8,462w	0.10	2.11						0.00		2.11
85/Kraus	04/04/17	8,462w	0.10	2.11						0.00		2.11
70/Jennings	04/24/17	7,387w						4060	0.50	2.95	0.00	2.95
70/Jennings	04/24/17	7,387w						4060	0.50	2.95	0.00	2.95
70/Jennings	04/24/17	7,387w						3010	0.01	0.10	0.00	0.10
70/Jennings	04/24/17	7,387w						3010	0.01	0.10	0.00	0.10
70/Jennings	04/24/17	7,387w						4058	0.25	1.37	0.00	1.37
70/Jennings	04/24/17	7,387w						4058	0.25	1.37	0.00	1.37
70/Jennings	04/24/17	7,387w			10	1.25	6.60	4038	5.25	1.73	0.00	8.33
70/Jennings	04/24/17	7,387w			10	1.25	6.60	4038	5.25	1.73	0.00	8.33
70/Jennings	04/24/17	7,387w			30	1.25	12.50	4040	4.25	8.29	0.00	20.79
70/Jennings	04/24/17	7,387w			30	1.25	12.50	4040	4.25	8.29	0.00	20.79
73/LaBar	04/24/17	7,387w	1.25	30.49						0.00		30.49
73/LaBar	04/24/17	7,387w	1.25	30.49						0.00		30.49
76/Regazzini	04/24/17	7,387w	1.25	29.35						0.00		29.35
76/Regazzini	04/24/17	7,387w	1.25	29.35						0.00		29.35

2/1/2018

224

Comprehensive Detail by Task/Location

1173 / Inlet Repair		Labor Hrs	Labor Cost	Equipment	Eqp Hr/MI	Eqp Cost	Material	Mat Used	Mat Cost	Contractor Cost	Overhead Cost	Total
73/LaBar	04/26/17	7,387w	2.00	48.78						0.00		48.78
76/Regazzini	04/26/17	7,387w					4060	0.38	2.21	0.00		2.21
76/Regazzini	04/26/17	7,387w			30	2.00	4040	4.00	7.80	0.00		27.80
76/Regazzini	04/26/17	7,387w					4058	0.50	2.75	0.00		2.75
76/Regazzini	04/26/17	7,387w	2.00	46.96	10	2.00	4038	4.00	1.32	0.00		58.84
40/Flannery	07/19/17	7,412w	0.21	5.89	49	0.21	2.08			0.00		7.97
Brookview Ct Sub Total		9.82	\$234.86			\$76.38			\$48.35	\$0.00	\$0.00	\$359.59
RM033 / Buffalo Hollow Rd												
24/Paustian	05/02/17	7,412w	0.09	2.54	49	0.09	0.90			0.00		3.44
80/Daniels	05/02/17	7,412w	0.09	2.11						0.00		2.11
Buffalo Hollow Rd Sub Total		0.18	\$4.65			\$0.90			\$0.00	\$0.00	\$0.00	\$5.55
RM035 / Campana Way												
24/Paustian	05/18/17	7,412w			49	0.10	1.00			0.00		1.00
24/Paustian	05/18/17	7,412w			49	0.10	1.00			0.00		1.00
59/Melanga	05/18/17	7,412w	0.10	2.83						0.00		2.83
59/Melanga	05/18/17	7,412w	0.10	2.83						0.00		2.83
Campana Way Sub Total		0.20	\$5.65			\$2.00			\$0.00	\$0.00	\$0.00	\$7.65
RM036 / Carlisle Rd												
40/Flannery	07/19/17	7,412w	0.21	5.89	49	0.21	2.08			0.00		7.97
Carlisle Rd Sub Total		0.21	\$5.89			\$2.08			\$0.00	\$0.00	\$0.00	\$7.97
RM037 / Carol Jean Way												
24/Paustian	05/20/17	7,412w	0.16	4.40	49	0.16	1.56			0.00		5.95
24/Paustian	05/20/17	7,412w	0.16	4.40	49	0.16	1.56			0.00		5.95
24/Paustian	05/20/17	7,412w	0.16	4.40	49	0.16	1.56			0.00		5.95
24/Paustian	05/20/17	7,412w	0.16	4.40	49	0.16	1.56			0.00		5.95
24/Paustian	05/20/17	7,412w	0.16	4.40	49	0.16	1.56			0.00		5.95
24/Paustian	05/20/17	7,412w	0.16	4.40	49	0.16	1.56			0.00		5.95

2/1/2018

225

Comprehensive Detail by Task/Location

1173 / Inlet Repair		Labor Hrs	Labor Cost	Equipment	Eqp Hr/MI	Eqp Cost	Material	Mat Used	Mat Cost	Contractor Cost	Overhead Cost	Total
24/Paustian	05/20/17	7,412w	0.16	4.40	49	0.16	1.56			0.00		5.95
Carol Jean Way Sub Total		1.09	\$30.77			\$10.89			\$0.00	\$0.00	\$0.00	\$41.66
RM038 / Carriage Hill Rd.												
73/LaBar	05/15/17	7,412w	0.11	2.71	49	0.11	1.11			0.00		3.82
73/LaBar	05/15/17	7,412w	0.11	2.71	49	0.11	1.11			0.00		3.82
73/LaBar	05/15/17	7,412w	0.11	2.71	49	0.11	1.11			0.00		3.82
73/LaBar	05/15/17	7,412w	0.11	2.71	49	0.11	1.11			0.00		3.82
73/LaBar	05/15/17	7,412w	0.11	2.71	49	0.11	1.11			0.00		3.82
73/LaBar	05/15/17	7,412w	0.11	2.71	49	0.11	1.11			0.00		3.82
73/LaBar	05/15/17	7,412w	0.11	2.71	49	0.11	1.11			0.00		3.82
73/LaBar	05/15/17	7,412w	0.11	2.71	49	0.11	1.11			0.00		3.82
73/LaBar	05/15/17	7,412w	0.11	2.71	49	0.11	1.11			0.00		3.82
73/LaBar	05/16/17	7,412w	0.14	3.31	49	0.14	1.36			0.00		4.66
80/Daniels	06/06/17	48,615c					4203	1.00	82.50	0.00		82.50
80/Daniels	06/06/17	48,615c			62		4055	0.25	1.74	0.00		1.74
85/Kraus	06/06/17	48,615c								0.00		0.00
Carriage Hill Rd. Sub Total		1.02	\$24.99			\$10.24			\$84.24	\$0.00	\$0.00	\$119.47
RM039 / Caruso Court												
76/Regazzini	04/04/17	8,462w	0.10	2.41	12	0.10	0.82	4100	0.05	1.79	0.00	5.02
76/Regazzini	04/04/17	8,462w	0.10	2.41	12	0.10	0.82	4100	0.05	1.79	0.00	5.02
76/Regazzini	04/04/17	8,462w	0.10	2.41	12	0.10	0.82	4100	0.05	1.79	0.00	5.02
76/Regazzini	04/04/17	8,462w			54	0.10	1.03			0.00		1.03
76/Regazzini	04/04/17	8,462w			54	0.10	1.03			0.00		1.03
76/Regazzini	04/04/17	8,462w			54	0.10	1.03			0.00		1.03
85/Kraus	04/04/17	8,462w	0.10	2.11						0.00		2.11
85/Kraus	04/04/17	8,462w	0.10	2.11						0.00		2.11
85/Kraus	04/04/17	8,462w	0.10	2.11						0.00		2.11
73/LaBar	05/01/17	7,387w	2.00	48.78						0.00		48.78
73/LaBar	05/01/17	7,387w	2.00	48.78						0.00		48.78
73/LaBar	05/01/17	7,387w	2.00	48.78						0.00		48.78
76/Regazzini	05/01/17	7,387w			30	2.00	20.00	4040	2.00	3.90	0.00	23.90
76/Regazzini	05/01/17	7,387w			30	2.00	20.00	4040	2.00	3.90	0.00	23.90

2/1/2018

226

Comprehensive Detail by Task/Location

1173 / Inlet Repair				Eqp	Eqp		Mat	Mat	Contractor	Overhead	Total
	Labor Hrs	Labor Cost	Equipment	Hr/Mi	Cost	Material	Used	Cost	Cost	Cost	Cost
76/Regazzini	05/01/17	7,387w		2.00	20.00	4040	2.00	3.90	0.00		23.90
76/Regazzini	05/01/17	7,387w	10	2.00	10.56	4038	3.25	1.07	0.00		58.59
76/Regazzini	05/01/17	7,387w	10	2.00	10.56	4038	3.25	1.07	0.00		58.59
76/Regazzini	05/01/17	7,387w	10	2.00	10.56	4038	3.25	1.07	0.00		58.59
76/Regazzini	05/01/17	7,387w				3010	0.13	1.02	0.00		1.02
76/Regazzini	05/01/17	7,387w				3010	0.13	1.02	0.00		1.02
76/Regazzini	05/01/17	7,387w				3010	0.13	1.02	0.00		1.02
76/Regazzini	05/01/17	7,387w				4060	0.31	1.84	0.00		1.84
76/Regazzini	05/01/17	7,387w				4060	0.31	1.84	0.00		1.84
76/Regazzini	05/01/17	7,387w				4060	0.31	1.84	0.00		1.84
76/Regazzini	05/01/17	7,387w				3110	0.13		0.00		0.00
76/Regazzini	05/01/17	7,387w				3110	0.13		0.00		0.00
76/Regazzini	05/01/17	7,387w				4050	0.50	4.87	0.00		4.87
76/Regazzini	05/01/17	7,387w				4050	0.50	4.87	0.00		4.87
76/Regazzini	05/01/17	7,387w				4050	0.50	4.87	0.00		4.87
73/LaBar	05/16/17	7,412w	49	0.14	1.36				0.00		4.66
73/LaBar	05/16/17	7,412w	49	0.14	1.36				0.00		4.66
73/LaBar	05/16/17	7,412w	49	0.14	1.36				0.00		4.66
73/LaBar	05/16/17	7,412w	49	0.14	1.36				0.00		4.66
73/LaBar	05/16/17	7,412w	49	0.14	1.36				0.00		4.66
73/LaBar	05/16/17	7,412w	49	0.14	1.36				0.00		4.66
73/LaBar	05/16/17	7,412w	49	0.14	1.36				0.00		4.66
Caruso Court Sub Total	13.43	\$320.62			\$105.35			\$43.49	\$0.00	\$0.00	\$469.46
RM040 / Cascades Terrace											
58/Sternick	03/06/17	45,029c		4.00	107.36				0.00		107.36
76/Regazzini	03/06/17	45,029c				4060	1.00	5.90	0.00		5.90
76/Regazzini	03/06/17	45,029c	30	4.00	40.00	4038	3.00	0.99	0.00		40.99
76/Regazzini	03/06/17	45,029c	10	4.00	21.12	4040	7.00	13.65	0.00		128.69
35/Yacone	05/04/17	7,412w	49	0.16	4.43				0.00		6.00
35/Yacone	05/04/17	7,412w	49	0.16	4.43				0.00		6.00
Cascades Terrace Sub Total	8.31	\$210.15			\$64.26			\$20.54	\$0.00	\$0.00	\$294.94
RM041 / Case Rd											

2/1/2018

227

Comprehensive Detail by Task/Location

1173 / Inlet Repair				Eqp	Eqp		Mat	Mat	Contractor	Overhead	Total
	Labor Hrs	Labor Cost	Equipment	Hr/Mi	Cost	Material	Used	Cost	Cost	Cost	Cost
58/Sternick	02/06/17	7,261w	10	2.50	13.20	4040	2.50	4.87	0.00		71.75
58/Sternick	02/06/17	7,261w	10	2.50	13.20	4040	2.50	4.87	0.00		71.75
58/Sternick	02/06/17	7,261w	10	2.50	13.20	4040	2.50	4.87	0.00		71.75
58/Sternick	02/06/17	7,261w	10	2.50	13.20	4040	2.50	4.87	0.00		71.75
58/Sternick	02/06/17	7,261w				4038	4.00	1.32	0.00		1.32
58/Sternick	02/06/17	7,261w				4038	4.00	1.32	0.00		1.32
58/Sternick	02/06/17	7,261w				4038	4.00	1.32	0.00		1.32
58/Sternick	02/06/17	7,261w				4060	0.38	2.21	0.00		2.21
58/Sternick	02/06/17	7,261w				4060	0.38	2.21	0.00		2.21
58/Sternick	02/06/17	7,261w				4060	0.38	2.21	0.00		2.21
70/Jennings	02/06/17	7,261w		2.00	48.78				0.00		48.78
70/Jennings	02/06/17	7,261w		2.00	48.78				0.00		48.78
70/Jennings	02/06/17	7,261w		2.00	48.78				0.00		48.78
70/Jennings	02/06/17	7,261w		2.00	48.78				0.00		48.78
25/Pucciarelli	02/21/17	7,261w		2.00	56.53				0.00		56.53
25/Pucciarelli	02/21/17	7,261w		2.00	56.53				0.00		56.53
58/Sternick	02/21/17	7,261w	10	2.00	10.56	4040	3.00	5.85	0.00		16.41
58/Sternick	02/21/17	7,261w	10	2.00	10.56	4040	3.00	5.85	0.00		16.41
58/Sternick	02/21/17	7,261w				4038	5.00	1.65	0.00		1.65
58/Sternick	02/21/17	7,261w				4038	5.00	1.65	0.00		1.65
58/Sternick	02/21/17	7,261w				4060	0.50	2.95	0.00		2.95
58/Sternick	02/21/17	7,261w				4060	0.50	2.95	0.00		2.95
76/Regazzini	02/21/17	7,261w		2.00	46.96				0.00		46.96
76/Regazzini	02/21/17	7,261w		2.00	46.96				0.00		46.96
24/Paustian	05/18/17	7,412w	49	0.10	1.00				0.00		1.00
59/Malanga	05/18/17	7,412w		0.10	2.83				0.00		2.83
Case Rd Sub Total	24.10	\$619.64			\$74.92			\$54.53	\$0.00	\$0.00	\$749.09
RM042 / Cedar Grove Rd											
40/Flannery	03/09/17	45,050c		3.00	84.78				0.00		84.78
76/Regazzini	03/09/17	45,050c				3010	0.25	2.04	0.00		2.04
76/Regazzini	03/09/17	45,050c	30	3.00	30.00	4038	2.00	0.66	0.00		30.66

2/1/2018

228

Comprehensive Detail by Task/Location

1173 / Inlet Repair		Labor Hrs	Labor Cost	Equipment	Eqp Hr/MI	Eqp Cost	Material	Mat Used	Mat Cost	Contractor Cost	Overhead Cost	Total
76/Regazzini	03/09/17	45,050c	3.00	70.44	10	3.00	15.84	4058	3.00	16.47	0.00	102.75
80/Daniels	05/08/17	7,412w	0.08	1.82	49	0.08	0.78				0.00	2.60
80/Daniels	05/08/17	7,412w	0.08	1.82	49	0.08	0.78				0.00	2.60
80/Daniels	05/08/17	7,412w	0.08	1.82	49	0.08	0.78				0.00	2.60
80/Daniels	05/08/17	7,412w	0.08	1.82	49	0.08	0.78				0.00	2.60
71/Donofri	05/19/17	48,469c	7.00	170.73							0.00	170.73
76/Regazzini	05/19/17	48,469c	7.00	164.36	10	7.00	36.96	4050	2.00	20.50	0.00	221.82
76/Regazzini	05/19/17	48,469c			30	7.00	70.00	4060	0.50	2.95	0.00	72.95
76/Regazzini	05/19/17	48,469c						3010	0.50	4.08	0.00	4.08
76/Regazzini	05/19/17	48,469c						3110	0.25	0.00	0.00	0.00
76/Regazzini	05/19/17	48,469c						4040	2.00	3.94	0.00	3.94
76/Regazzini	05/19/17	48,469c						4209	1.00	150.00	0.00	150.00
71/Donofri	05/23/17	48,479c	3.00	73.17							0.00	73.17
76/Regazzini	05/23/17	48,479c			10	3.00	15.84				0.00	15.84
76/Regazzini	05/23/17	48,479c	3.00	70.44	30	3.00	30.00	4060	0.50	2.95	0.00	103.39
Cedar Grove Rd Sub Total		26.31	\$641.22			\$201.75			\$203.59	\$0.00	\$0.00	\$1,046.55
RM045 / Century Lane												
24/Paustian	05/20/17	7,412w	0.16	4.40	49	0.16	1.56				0.00	5.95
40/Flannery	07/19/17	7,412w	0.21	5.89	49	0.21	2.08				0.00	7.97
40/Flannery	07/19/17	7,412w	0.21	5.89	49	0.21	2.08				0.00	7.97
Century Lane Sub Total		0.57	\$16.17			\$5.72			\$0.00	\$0.00	\$0.00	\$21.89
RM046 / Chambers Brook Road												
24/Paustian	05/20/17	7,412w	0.16	4.40	49	0.16	1.56				0.00	5.95
24/Paustian	05/20/17	7,412w	0.16	4.40	49	0.16	1.56				0.00	5.95
Chambers Brook Road Sub Total		0.31	\$8.79			\$3.11			\$0.00	\$0.00	\$0.00	\$11.90
RM047 / Champions Circle												
24/Paustian	05/19/17	7,412w			49	0.09	0.91				0.00	0.91
24/Paustian	05/19/17	7,412w			49	0.09	0.91				0.00	0.91
24/Paustian	05/19/17	7,412w			49	0.09	0.91				0.00	0.91

2/1/2018

229

Comprehensive Detail by Task/Location

1173 / Inlet Repair		Labor Hrs	Labor Cost	Equipment	Eqp Hr/MI	Eqp Cost	Material	Mat Used	Mat Cost	Contractor Cost	Overhead Cost	Total
24/Paustian	05/19/17	7,412w			49	0.09	0.91				0.00	0.91
24/Paustian	05/19/17	7,412w			49	0.09	0.91				0.00	0.91
24/Paustian	05/19/17	7,412w			49	0.09	0.91				0.00	0.91
73/LaBar	05/19/17	7,412w	0.09	2.22							0.00	2.22
73/LaBar	05/19/17	7,412w	0.09	2.22							0.00	2.22
73/LaBar	05/19/17	7,412w	0.09	2.22							0.00	2.22
73/LaBar	05/19/17	7,412w	0.09	2.22							0.00	2.22
73/LaBar	05/19/17	7,412w	0.09	2.22							0.00	2.22
73/LaBar	05/19/17	7,412w	0.09	2.22							0.00	2.22
Champions Circle Sub Total		0.55	\$13.30			\$5.45			\$0.00	\$0.00	\$0.00	\$18.76
RM048 / Charlton Ln												
24/Paustian	05/18/17	7,412w			49	0.10	1.00				0.00	1.00
59/Malanga	05/18/17	7,412w	0.10	2.83							0.00	2.83
Charlton Ln Sub Total		0.10	\$2.83			\$1.00			\$0.00	\$0.00	\$0.00	\$3.83
RM050 / Chelsey Ct												
40/Flannery	07/19/17	7,412w	0.21	5.89	49	0.21	2.08				0.00	7.97
40/Flannery	07/19/17	7,412w	0.21	5.89	49	0.21	2.08				0.00	7.97
Chelsey Ct Sub Total		0.42	\$11.77			\$4.17			\$0.00	\$0.00	\$0.00	\$15.94
RM052 / Cheryl Lane												
24/Paustian	05/18/17	7,412w			49	0.10	1.00				0.00	1.00
59/Malanga	05/18/17	7,412w	0.10	2.83							0.00	2.83
Cheryl Lane Sub Total		0.10	\$2.83			\$1.00			\$0.00	\$0.00	\$0.00	\$3.83
RM055 / Chippewa Trail												
24/Paustian	05/02/17	7,412w	0.09	2.54	49	0.09	0.90				0.00	3.44
24/Paustian	05/02/17	7,412w	0.09	2.54	49	0.09	0.90				0.00	3.44
80/Daniels	05/03/17	7,412w	0.09	2.11							0.00	2.11
80/Daniels	05/02/17	7,412w	0.09	2.11							0.00	2.11

2/1/2018

230

Comprehensive Detail by Task/Location

1173 / Inlet Repair		Labor Hrs	Labor Cost	Equipment	Eqp Hr/MI	Eqp Cost	Material	Mat Used	Mat Cost	Contractor Cost	Overhead Cost	Total
Chippewa Trail Sub Total		0.36	\$9.30			\$1.80			\$0.00	\$0.00	\$0.00	\$11.10
RM056 / Choctaw Ridge Road												
24/Paustian	05/02/17	7,412w	0.09	2.54	49	0.09	0.90			0.00		3.44
24/Paustian	05/02/17	7,412w	0.09	2.54	49	0.09	0.90			0.00		3.44
80/Daniels	05/02/17	7,412w	0.09	2.11						0.00		2.11
80/Daniels	05/02/17	7,412w	0.09	2.11						0.00		2.11
Choctaw Ridge Road Sub Total		0.36	\$9.30			\$1.80			\$0.00	\$0.00	\$0.00	\$11.10
RM057 / Christian Lane												
80/Daniels	05/08/17	7,412w	0.08	1.82	49	0.08	0.78			0.00		2.60
Christian Lane Sub Total		0.08	\$1.82			\$0.78			\$0.00	\$0.00	\$0.00	\$2.60
RM058 / Christie Way												
76/Regazzini	04/04/17	8,462w			54	0.10	1.03			0.00		1.03
76/Regazzini	04/04/17	8,462w			54	0.10	1.03			0.00		1.03
76/Regazzini	04/04/17	8,462w			54	0.10	1.03			0.00		1.03
76/Regazzini	04/04/17	8,462w			54	0.10	1.03			0.00		1.03
76/Regazzini	04/04/17	8,462w			54	0.10	1.03			0.00		1.03
76/Regazzini	04/04/17	8,462w			54	0.10	1.03			0.00		1.03
76/Regazzini	04/04/17	8,462w			54	0.10	1.03			0.00		1.03
76/Regazzini	04/04/17	8,462w			54	0.10	1.03			0.00		1.03
76/Regazzini	04/04/17	8,462w	0.10	2.41	12	0.10	0.82	4100	0.05	1.79	0.00	5.02
76/Regazzini	04/04/17	8,462w	0.10	2.41	12	0.10	0.82	4100	0.05	1.79	0.00	5.02
76/Regazzini	04/04/17	8,462w	0.10	2.41	12	0.10	0.82	4100	0.05	1.79	0.00	5.02
76/Regazzini	04/04/17	8,462w	0.10	2.41	12	0.10	0.82	4100	0.05	1.79	0.00	5.02
76/Regazzini	04/04/17	8,462w	0.10	2.41	12	0.10	0.82	4100	0.05	1.79	0.00	5.02
76/Regazzini	04/04/17	8,462w	0.10	2.41	12	0.10	0.82	4100	0.05	1.79	0.00	5.02
76/Regazzini	04/04/17	8,462w	0.10	2.41	12	0.10	0.82	4100	0.05	1.79	0.00	5.02
76/Regazzini	04/04/17	8,462w	0.10	2.41	12	0.10	0.82	4100	0.05	1.79	0.00	5.02

2/1/2018

231

Comprehensive Detail by Task/Location

1173 / Inlet Repair		Labor Hrs	Labor Cost	Equipment	Eqp Hr/MI	Eqp Cost	Material	Mat Used	Mat Cost	Contractor Cost	Overhead Cost	Total
76/Regazzini	04/04/17	8,462w	0.10	2.41	12	0.10	0.82	4100	0.05	1.79	0.00	5.02
76/Regazzini	04/04/17	8,462w	0.10	2.41	12	0.10	0.82	4100	0.05	1.79	0.00	5.02
85/Kraus	04/04/17	8,462w	0.10	2.11						0.00		2.11
85/Kraus	04/04/17	8,462w	0.10	2.11						0.00		2.11
85/Kraus	04/04/17	8,462w	0.10	2.11						0.00		2.11
85/Kraus	04/04/17	8,462w	0.10	2.11						0.00		2.11
85/Kraus	04/04/17	8,462w	0.10	2.11						0.00		2.11
85/Kraus	04/04/17	8,462w	0.10	2.11						0.00		2.11
85/Kraus	04/04/17	8,462w	0.10	2.11						0.00		2.11
85/Kraus	04/04/17	8,462w	0.10	2.11						0.00		2.11
85/Kraus	04/04/17	8,462w	0.10	2.11						0.00		2.11
85/Kraus	04/04/17	8,462w	0.10	2.11						0.00		2.11
85/Kraus	04/04/17	8,462w	0.10	2.11						0.00		2.11
85/Kraus	04/04/17	8,462w	0.10	2.11						0.00		2.11
70/Jennings	05/03/17	7,387w			10	2.00	10.56	4050	0.81	7.91	0.00	18.47
70/Jennings	05/03/17	7,387w			10	2.00	10.56	4050	0.81	7.91	0.00	18.47
70/Jennings	05/03/17	7,387w			10	2.00	10.56	4050	0.81	7.91	0.00	18.47
70/Jennings	05/03/17	7,387w						3110	0.13		0.00	0.00
70/Jennings	05/03/17	7,387w						3110	0.13		0.00	0.00
70/Jennings	05/03/17	7,387w						3110	0.13		0.00	0.00
70/Jennings	05/03/17	7,387w						3010	0.25	2.04	0.00	22.04
70/Jennings	05/03/17	7,387w			30	2.00	20.00	3010	0.25	2.04	0.00	22.04
70/Jennings	05/03/17	7,387w			30	2.00	20.00	3010	0.25	2.04	0.00	22.04
70/Jennings	05/03/17	7,387w			30	2.00	20.00	3010	0.25	2.04	0.00	22.04
73/LaBar	05/03/17	7,387w	2.00	48.78						0.00		48.78
73/LaBar	05/03/17	7,387w	2.00	48.78						0.00		48.78
73/LaBar	05/03/17	7,387w	2.00	48.78						0.00		48.78
73/LaBar	05/03/17	7,387w	2.00	48.78						0.00		48.78
76/Regazzini	05/03/17	7,387w	2.00	46.96						0.00		46.96
76/Regazzini	05/03/17	7,387w	2.00	46.96						0.00		46.96
76/Regazzini	05/03/17	7,387w	2.00	46.96						0.00		46.96
73/LaBar	05/04/17	7,387w	1.60	39.02						0.00		39.02
73/LaBar	05/04/17	7,387w	1.60	39.02						0.00		39.02
73/LaBar	05/04/17	7,387w	1.60	39.02						0.00		39.02
73/LaBar	05/04/17	7,387w	1.60	39.02						0.00		39.02
73/LaBar	05/04/17	7,387w	1.60	39.02						0.00		39.02
76/Regazzini	05/04/17	7,387w			30	1.60	16.00	4050	0.50	4.87	0.00	20.87
76/Regazzini	05/04/17	7,387w			30	1.60	16.00	4050	0.50	4.87	0.00	20.87
76/Regazzini	05/04/17	7,387w			30	1.60	16.00	4050	0.50	4.87	0.00	20.87
76/Regazzini	05/04/17	7,387w			30	1.60	16.00	4050	0.50	4.87	0.00	20.87

2/1/2018

232

Comprehensive Detail by Task/Location

1173 / Inlet Repair		Labor Hrs		Labor Cost		Equipment	Eqp Hr/MI	Eqp Cost	Material	Mat Used	Mat Cost	Contractor Cost	Overhead Cost	Total
76/Regazzini	05/04/17	7,387w				30	1.60	16.00	4050	0.50	4.87	0.00		20.87
76/Regazzini	05/04/17	7,387w							3010	0.20	1.63	0.00		1.63
76/Regazzini	05/04/17	7,387w							3010	0.20	1.63	0.00		1.63
76/Regazzini	05/04/17	7,387w							3010	0.20	1.63	0.00		1.63
76/Regazzini	05/04/17	7,387w							3010	0.20	1.63	0.00		1.63
76/Regazzini	05/04/17	7,387w							3010	0.20	1.63	0.00		1.63
76/Regazzini	05/04/17	7,387w							3110	0.10	0.00	0.00		0.00
76/Regazzini	05/04/17	7,387w							3110	0.10	0.00	0.00		0.00
76/Regazzini	05/04/17	7,387w							3110	0.10	0.00	0.00		0.00
76/Regazzini	05/04/17	7,387w							3110	0.10	0.00	0.00		0.00
76/Regazzini	05/04/17	7,387w	1.60	37.57	10		1.60	8.45	4060	0.10	0.59	0.00		46.61
76/Regazzini	05/04/17	7,387w	1.60	37.57	10		1.60	8.45	4060	0.10	0.59	0.00		46.61
76/Regazzini	05/04/17	7,387w	1.60	37.57	10		1.60	8.45	4060	0.10	0.59	0.00		46.61
76/Regazzini	05/04/17	7,387w	1.60	37.57	10		1.60	8.45	4060	0.10	0.59	0.00		46.61
76/Regazzini	05/04/17	7,387w	1.60	37.57	10		1.60	8.45	4060	0.10	0.59	0.00		46.61
29/Whitlock	05/08/17	7,387w	1.33	37.68								0.00		37.68
29/Whitlock	05/08/17	7,387w	1.33	37.68								0.00		37.68
76/Regazzini	05/08/17	7,387w			30		1.33	13.33	4050	0.58	5.68	0.00		19.01
76/Regazzini	05/08/17	7,387w			30		1.33	13.33	4050	0.58	5.68	0.00		19.01
76/Regazzini	05/08/17	7,387w							3010	0.17	1.36	0.00		1.36
76/Regazzini	05/08/17	7,387w							3010	0.17	1.36	0.00		1.36
76/Regazzini	05/08/17	7,387w							3110	0.08	0.00	0.00		0.00
76/Regazzini	05/08/17	7,387w							3110	0.08	0.00	0.00		0.00
76/Regazzini	05/08/17	7,387w	1.33	31.31	10		1.33	7.04	4060	0.08	0.49	0.00		38.84
76/Regazzini	05/08/17	7,387w	1.33	31.31	10		1.33	7.04	4060	0.08	0.49	0.00		38.84
24/Paustian	05/18/17	7,412w			49		0.10	1.00				0.00		1.00
24/Paustian	05/18/17	7,412w			49		0.10	1.00				0.00		1.00
59/Malanga	05/18/17	7,412w	0.10	2.83								0.00		2.83
59/Malanga	05/18/17	7,412w	0.10	2.83								0.00		2.83
76/Regazzini	07/14/17	49,801c			10		4.00	21.12				0.00		21.12
76/Regazzini	07/14/17	49,801c	4.00	93.92	20		4.00	40.00	4205	1.00	135.00	0.00		268.92
85/Kraus	07/14/17	49,801c	4.00	82.36								0.00		82.36
40/Flannery	07/17/17	49,807c			36		6.00	60.00				0.00		60.00
40/Flannery	07/17/17	49,807c			50		6.00	60.00				0.00		60.00
40/Flannery	07/17/17	49,807c	6.00	169.56	10		6.00	31.68				0.00		201.24

2/1/2018

233

Comprehensive Detail by Task/Location

1173 / Inlet Repair		Labor Hrs		Labor Cost		Equipment	Eqp Hr/MI	Eqp Cost	Material	Mat Used	Mat Cost	Contractor Cost	Overhead Cost	Total
76/Regazzini	07/17/17	49,807c	6.00	140.88								0.00		140.88
24/Paustian	07/18/17	49,810c	6.00	169.56								0.00		169.56
76/Regazzini	07/18/17	49,810c			50		6.00	60.00				0.00		60.00
76/Regazzini	07/18/17	49,810c			36		6.00	60.00	4055	0.50	3.48	0.00		63.48
76/Regazzini	07/18/17	49,810c	6.00	140.88	10		6.00	31.68	4210	1.00	215.45	0.00		388.01
Christie Way Sub Total			67.58	\$1,656.17				\$639.60			\$452.21	\$0.00	\$0.00	\$2,747.97
RM064 / Colonial Court														
80/Daniels	05/08/17	7,412w	0.08	1.82	49		0.08	0.78				0.00		2.60
Colonial Court Sub Total			0.08	\$1.82				\$0.78			\$0.00	\$0.00	\$0.00	\$2.60
RM065 / Columbia Rd.														
24/Paustian	05/20/17	7,412w	0.16	4.40	49		0.16	1.56				0.00		5.95
24/Paustian	05/20/17	7,412w	0.16	4.40	49		0.16	1.56				0.00		5.95
24/Paustian	05/20/17	7,412w	0.16	4.40	49		0.16	1.56				0.00		5.95
Columbia Rd. Sub Total			0.47	\$13.19				\$4.67			\$0.00	\$0.00	\$0.00	\$17.85
RM067 / Cortiss Ct														
80/Daniels	05/08/17	7,412w	0.08	1.82	49		0.08	0.78				0.00		2.60
Cortiss Ct Sub Total			0.08	\$1.82				\$0.78			\$0.00	\$0.00	\$0.00	\$2.60
RM069 / Country Squire Way														
73/LaBar	05/16/17	7,412w	0.14	3.31	49		0.14	1.36				0.00		4.66
24/Paustian	05/20/17	7,412w	0.16	4.40	49		0.16	1.56				0.00		5.95
24/Paustian	05/20/17	7,412w	0.16	4.40	49		0.16	1.56				0.00		5.95
40/Flannery	07/19/17	7,412w	0.21	5.89	49		0.21	2.08				0.00		7.97
Country Squire Way Sub Total			0.66	\$17.99				\$6.55			\$0.00	\$0.00	\$0.00	\$24.54
RM070 / County Line Rd (By Harlan School)														

2/1/2018

234

Comprehensive Detail by Task/Location

1173 / Inlet Repair		Labor Hrs	Labor Cost	Equipment	Eqp Hrs/Mi	Eqp Cost	Material	Mat Used	Mat Cost	Contractor Cost	Overhead Cost	Total
24/Paustian	05/02/17	7,412w	0.09	2.54	49	0.09	0.90			0.00		3.44
24/Paustian	05/02/17	7,412w	0.09	2.54	49	0.09	0.90			0.00		3.44
24/Paustian	05/02/17	7,412w	0.09	2.54	49	0.09	0.90			0.00		3.44
80/Daniels	05/02/17	7,412w	0.09	2.11						0.00		2.11
80/Daniels	05/02/17	7,412w	0.09	2.11						0.00		2.11
80/Daniels	05/02/17	7,412w	0.09	2.11						0.00		2.11
County Line Rd (By Marian School)		0.54	\$13.96			\$2.70			\$0.00	\$0.00	\$0.00	\$16.65
RM071 / County Line Rd (off Rt 22)												
24/Paustian	05/02/17	7,412w	0.09	2.54	49	0.09	0.90			0.00		3.44
24/Paustian	05/02/17	7,412w	0.09	2.54	49	0.09	0.90			0.00		3.44
24/Paustian	05/02/17	7,412w	0.09	2.54	49	0.09	0.90			0.00		3.44
80/Daniels	05/02/17	7,412w	0.09	2.11						0.00		2.11
80/Daniels	05/02/17	7,412w	0.09	2.11						0.00		2.11
80/Daniels	05/02/17	7,412w	0.09	2.11						0.00		2.11
County Line Rd (off Rt 22) Sub Totz		0.54	\$13.96			\$2.70			\$0.00	\$0.00	\$0.00	\$16.65
RM072 / Covered Bridge Rd												
73/LaBar	05/15/17	7,412w	0.11	2.71	49	0.11	1.11			0.00		3.82
73/LaBar	05/15/17	7,412w	0.11	2.71	49	0.11	1.11			0.00		3.82
73/LaBar	05/15/17	7,412w	0.11	2.71	49	0.11	1.11			0.00		3.82
73/LaBar	05/15/17	7,412w	0.11	2.71	49	0.11	1.11			0.00		3.82
73/LaBar	05/15/17	7,412w	0.11	2.71	49	0.11	1.11			0.00		3.82
73/LaBar	05/15/17	7,412w	0.11	2.71	49	0.11	1.11			0.00		3.82
73/LaBar	05/15/17	7,412w	0.11	2.71	49	0.11	1.11			0.00		3.82
73/LaBar	05/15/17	7,412w	0.11	2.71	49	0.11	1.11			0.00		3.82
73/LaBar	05/15/17	7,412w	0.11	2.71	49	0.11	1.11			0.00		3.82
73/LaBar	05/15/17	7,412w	0.11	2.71	49	0.11	1.11			0.00		3.82
73/LaBar	05/15/17	7,412w	0.11	2.71	49	0.11	1.11			0.00		3.82
73/LaBar	05/15/17	7,412w	0.11	2.71	49	0.11	1.11			0.00		3.82
73/LaBar	05/15/17	7,412w	0.11	2.71	49	0.11	1.11			0.00		3.82
73/LaBar	08/29/17	50,110c			36	3.50	35.00	4050	0.50	5.25	0.00	5.25
73/LaBar	08/29/17	50,110c			36	3.50	35.00	4055	1.00	7.40	0.00	42.40
73/LaBar	08/29/17	50,110c	3.50	85.37	10	3.50	18.48	4040	2.00	3.94	0.00	107.79

2/1/2018

235

Comprehensive Detail by Task/Location

1173 / Inlet Repair		Labor Hrs	Labor Cost	Equipment	Eqp Hrs/Mi	Eqp Cost	Material	Mat Used	Mat Cost	Contractor Cost	Overhead Cost	Total
76/Regazzini	08/29/17	50,110c	3.50	82.18						0.00		82.18
73/LaBar	08/30/17	50,112c					4050	0.50	5.25	0.00		5.25
73/LaBar	08/30/17	50,112c			36	2.50	25.00	4055	0.50	3.70	0.00	28.70
73/LaBar	08/30/17	50,112c	2.50	60.98	10	2.50	13.20	4040	10.00	19.70	0.00	93.88
76/Regazzini	08/30/17	50,112c	2.50	58.70						0.00		58.70
73/LaBar	08/30/17	50,113c					4050	0.50	5.25	0.00		5.25
73/LaBar	08/30/17	50,113c			36	2.50	25.00	4055	0.50	3.70	0.00	28.70
73/LaBar	08/30/17	50,113c	2.50	60.98	10	2.50	13.20	4040	14.00	27.58	0.00	101.76
76/Regazzini	08/30/17	50,113c	2.50	58.70						0.00		58.70
Covered Bridge Rd Sub Total		18.33	\$439.41			\$143.21			\$81.76	\$0.00	\$0.00	\$664.38
RM074 / Cranbury Rd												
40/Flannery	07/19/17	7,412w	0.21	5.89	49	0.21	2.08			0.00		7.97
Cranbury Rd Sub Total		0.21	\$5.89			\$2.08			\$0.00	\$0.00	\$0.00	\$7.97
RM076 / Crestwood Ave.												
40/Flannery	07/19/17	7,412w	0.21	5.89	49	0.21	2.08			0.00		7.97
24/Paustian	07/20/17	49,843c								0.00		0.00
76/Regazzini	07/20/17	49,843c			10		4050	0.50	5.25	0.00		5.25
76/Regazzini	07/20/17	49,843c					3110	0.20	0.00	0.00		0.00
76/Regazzini	07/20/17	49,843c			36		3010	0.20	2.40	0.00		2.40
Crestwood Ave. Sub Total		0.21	\$5.89			\$2.08			\$7.65	\$0.00	\$0.00	\$15.62
RM078 / Culnen Dr												
24/Paustian	05/02/17	7,412w	0.09	2.54	49	0.09	0.90			0.00		3.44
24/Paustian	05/02/17	7,412w	0.09	2.54	49	0.09	0.90			0.00		3.44
24/Paustian	05/02/17	7,412w	0.09	2.54	49	0.09	0.90			0.00		3.44
24/Paustian	05/02/17	7,412w	0.09	2.54	49	0.09	0.90			0.00		3.44
80/Daniels	05/02/17	7,412w	0.09	2.11						0.00		2.11
80/Daniels	05/02/17	7,412w	0.09	2.11						0.00		2.11
80/Daniels	05/02/17	7,412w	0.09	2.11						0.00		2.11
80/Daniels	05/02/17	7,412w	0.09	2.11						0.00		2.11

2/1/2018

236

Township of Branchburg

Reporting Dates Year 2017

Comprehensive Detail by Task/Location

1173 / Inlet Repair															
	Labor Hrs	Labor Cost	Equipment	Eqp Hr/MI	Eqp Cost	Material	Mat Used	Mat Cost	Contractor Cost	Overhead Cost	Total				
Culleen Dr Sub Total	0.72	\$18.61			\$3.60			\$0.00	\$0.00	\$0.00	\$22.20				
RM080 / Dana Terrace															
40/Hannery	07/19/17	7,412w	0.21	5.89	49	0.21	2.08		0.00		7.97				
Dana Terrace Sub Total	0.21	\$5.89			\$2.08			\$0.00	\$0.00	\$0.00	\$7.97				
RM082 / Darcy Ct															
76/Regazzini	04/17/17	47,235c							0.00		8.85				
76/Regazzini	04/17/17	47,235c	4.00	93.92	10	4.00	21.12	4040	14.00	27.30	142.34				
76/Regazzini	04/17/17	47,235c						4058	1.00	5.49	5.49				
76/Regazzini	04/17/17	47,235c						4038	9.00	2.97	42.97				
80/Daniels	04/17/17	47,235c	4.00	93.96							93.96				
Darcy Ct Sub Total	8.00	\$197.88			\$61.12			\$44.61	\$0.00	\$0.00	\$293.61				
RM083 / Deerfield Trail															
24/Paustian	05/23/17	7,412w			49	0.11	1.05		0.00		1.05				
24/Paustian	05/23/17	7,412w			49	0.11	1.05		0.00		1.05				
24/Paustian	05/23/17	7,412w			49	0.11	1.05		0.00		1.05				
24/Paustian	05/23/17	7,412w			49	0.13	1.05		0.00		1.05				
24/Paustian	05/23/17	7,412w			49	0.11	1.05		0.00		1.05				
76/Regazzini	05/23/17	7,412w	0.11	2.47					0.00		2.47				
76/Regazzini	05/23/17	7,412w	0.11	2.47					0.00		2.47				
76/Regazzini	05/23/17	7,412w	0.11	2.47					0.00		2.47				
76/Regazzini	05/23/17	7,412w	0.11	2.47					0.00		2.47				
76/Regazzini	05/23/17	7,412w	0.11	2.47					0.00		2.47				
Deerfield Trail Sub Total	0.53	\$12.36			\$5.26			\$0.00	\$0.00	\$0.00	\$17.62				
RM087 / Devon Ln															
73/LaBar	05/16/17	7,412w	0.14	3.31	49	0.14	1.36		0.00		4.66				
73/LaBar	05/16/17	7,412w	0.14	3.31	49	0.14	1.36		0.00		4.66				
73/LaBar	05/16/17	7,412w	0.14	3.31	49	0.14	1.36		0.00		4.66				

2/1/2018

237

Township of Branchburg

Reporting Dates Year 2017

Comprehensive Detail by Task/Location

1173 / Inlet Repair															
	Labor Hrs	Labor Cost	Equipment	Eqp Hr/MI	Eqp Cost	Material	Mat Used	Mat Cost	Contractor Cost	Overhead Cost	Total				
Devon Ln Sub Total	0.41	\$9.92			\$4.07			\$0.00	\$0.00	\$0.00	\$13.99				
RM089 / Dow Place															
76/Regazzini	04/04/17	8,462w			54	0.10	1.03		0.00		1.03				
76/Regazzini	04/04/17	8,462w	0.10	2.41	12	0.10	0.82	4100	0.05	1.79	5.02				
85/Kraus	04/04/17	8,462w	0.10	2.11					0.00		2.11				
29/Whitlock	05/09/17	7,387w	4.00	113.04					0.00		113.04				
76/Regazzini	05/09/17	7,387w	4.00	93.92	10	4.00	21.12	4050	1.50	14.60	129.64				
76/Regazzini	05/09/17	7,387w			30	4.00	40.00	3010	0.75	6.12	46.12				
76/Regazzini	05/09/17	7,387w						3110	0.38		0.00				
76/Regazzini	05/09/17	7,387w									0.00				
29/Whitlock	05/10/17	7,387w	1.00	28.26					0.00		28.26				
76/Regazzini	05/10/17	7,387w						4050	0.25	2.43	2.43				
76/Regazzini	05/10/17	7,387w	1.00	23.48	10	1.00	5.28	4038	1.63	0.54	0.00				
76/Regazzini	05/10/17	7,387w						3010	0.13	1.02	1.02				
76/Regazzini	05/10/17	7,387w						4060	0.09	0.55	10.55				
76/Regazzini	05/10/17	7,387w						3110	0.06		0.00				
24/Paustian	05/20/17	7,412w	0.16	4.40	49	0.16	1.56		0.00		5.95				
24/Paustian	05/20/17	7,412w	0.16	4.40	49	0.16	1.56		0.00		5.95				
Dow Place Sub Total	10.52	\$272.01			\$81.36			\$27.05	\$0.00	\$0.00	\$380.42				
RM091 / Edgewood Road															
73/LaBar	05/16/17	7,412w	0.14	3.31	49	0.14	1.36		0.00		4.66				
73/LaBar	05/16/17	7,412w	0.14	3.31	49	0.14	1.36		0.00		4.66				
Edgewood Road Sub Total	0.27	\$6.61			\$2.71			\$0.00	\$0.00	\$0.00	\$9.33				
RM092 / Elliot Ct															
76/Regazzini	04/04/17	8,462w	0.10	2.41	12	0.10	0.82	4100	0.05	1.79	5.02				
76/Regazzini	04/04/17	8,462w			54	0.10	1.03		0.00		1.03				
85/Kraus	04/04/17	8,462w	0.10	2.11					0.00		2.11				
73/LaBar	04/20/17	7,387w	2.00	48.78					0.00		48.78				
76/Regazzini	04/20/17	7,387w						4060	0.69	4.06	4.06				
76/Regazzini	04/20/17	7,387w	2.00	46.96	10	2.00	10.56	4038	2.50	0.83	0.00				

2/1/2018

238

Comprehensive Detail by Task/Location

1173 / Inlet Repair		Labor Hrs	Labor Cost	Equipment	Eqp Hrs/Mi	Eqp Cost	Material	Mat Used	Mat Cost	Contractor Cost	Overhead Cost	Total
76/Regazzini	04/20/17	7,387w					4058	0.63	3.43	0.00		3.43
76/Regazzini	04/20/17	7,387w		30	2.00	20.00	4040	8.75	17.06	0.00		37.06
Elliot Ct Sub Total		4.21	\$100.26			\$32.41			\$27.17	\$0.00	\$0.00	\$159.83
RM094 / Evans Way												
80/Daniels	05/08/17	7,412w	0.08	1.82	49	0.08	0.78			0.00		2.60
Evans Way Sub Total		0.08	\$1.82			\$0.78			\$0.00	\$0.00	\$0.00	\$2.60
RM095 / Evergreen Dr												
70/Jennings	03/28/17	7,387w		30	0.80	8.00	4040	1.30	2.54	0.00		10.54
70/Jennings	03/28/17	7,387w	0.80	19.51	10	0.80	4038	5.10	1.68	0.00		25.42
70/Jennings	03/28/17	7,387w					4060	0.38	2.21	0.00		2.21
76/Regazzini	03/28/17	7,387w	0.80	18.78						0.00		18.78
76/Regazzini	04/04/17	8,462w		54	0.10	1.03				0.00		1.03
76/Regazzini	04/04/17	8,462w		54	0.10	1.03				0.00		1.03
76/Regazzini	04/04/17	8,462w		54	0.10	1.03				0.00		1.03
76/Regazzini	04/04/17	8,462w		54	0.10	1.03				0.00		1.03
76/Regazzini	04/04/17	8,462w		54	0.10	1.03				0.00		1.03
76/Regazzini	04/04/17	8,462w	0.10	2.41	12	0.10	0.82	4100	0.05	1.79	0.00	5.02
76/Regazzini	04/04/17	8,462w	0.10	2.41	12	0.10	0.82	4100	0.05	1.79	0.00	5.02
76/Regazzini	04/04/17	8,462w	0.10	2.41	12	0.10	0.82	4100	0.05	1.79	0.00	5.02
76/Regazzini	04/04/17	8,462w	0.10	2.41	12	0.10	0.82	4100	0.05	1.79	0.00	5.02
76/Regazzini	04/04/17	8,462w	0.10	2.41	12	0.10	0.82	4100	0.05	1.79	0.00	5.02
76/Regazzini	04/04/17	8,462w	0.10	2.41	12	0.10	0.82	4100	0.05	1.79	0.00	5.02
85/Kraus	04/04/17	8,462w	0.10	2.11						0.00		2.11
85/Kraus	04/04/17	8,462w	0.10	2.11						0.00		2.11
85/Kraus	04/04/17	8,462w	0.10	2.11						0.00		2.11
85/Kraus	04/04/17	8,462w	0.10	2.11						0.00		2.11
85/Kraus	04/04/17	8,462w	0.10	2.11						0.00		2.11
70/Jennings	04/24/17	7,387w		30	1.25	12.50	4040	4.25	8.29	0.00		20.79
70/Jennings	04/24/17	7,387w		30	1.25	12.50	4040	4.25	8.29	0.00		20.79

Comprehensive Detail by Task/Location

1173 / Inlet Repair		Labor Hrs	Labor Cost	Equipment	Eqp Hrs/Mi	Eqp Cost	Material	Mat Used	Mat Cost	Contractor Cost	Overhead Cost	Total
70/Jennings	04/24/17	7,387w					4058	0.25	1.37	0.00		1.37
70/Jennings	04/24/17	7,387w					4058	0.25	1.37	0.00		1.37
70/Jennings	04/24/17	7,387w		10	1.25	6.60	4038	5.25	1.73	0.00		8.33
70/Jennings	04/24/17	7,387w		10	1.25	6.60	4038	5.25	1.73	0.00		8.33
70/Jennings	04/24/17	7,387w					3010	0.01	0.10	0.00		0.10
70/Jennings	04/24/17	7,387w					3010	0.01	0.10	0.00		0.10
70/Jennings	04/24/17	7,387w					4060	0.50	2.95	0.00		2.95
70/Jennings	04/24/17	7,387w					4060	0.50	2.95	0.00		2.95
73/LaBar	04/24/17	7,387w	1.25	30.49						0.00		30.49
73/LaBar	04/24/17	7,387w	1.25	30.49						0.00		30.49
76/Regazzini	04/24/17	7,387w	1.25	29.35						0.00		29.35
76/Regazzini	04/24/17	7,387w	1.25	29.35						0.00		29.35
73/LaBar	04/25/17	7,387w	2.00	48.78						0.00		48.78
76/Regazzini	04/25/17	7,387w					4058	0.50	2.75	0.00		2.75
76/Regazzini	04/25/17	7,387w	2.00	46.96	10	2.00	10.56	4038	4.00	1.32	0.00	58.84
76/Regazzini	04/25/17	7,387w			30	2.00	20.00	4040	4.00	7.80	0.00	27.80
76/Regazzini	04/25/17	7,387w					4050	0.38	2.21	0.00		2.21
73/LaBar	04/27/17	7,387w	2.00	48.78						0.00		48.78
73/LaBar	04/27/17	7,387w	2.00	48.78						0.00		48.78
76/Regazzini	04/27/17	7,387w	2.00	46.96	10	2.00	10.56	4038	1.00	0.33	0.00	57.85
76/Regazzini	04/27/17	7,387w	2.00	46.96	10	2.00	10.56	4038	1.00	0.33	0.00	57.85
76/Regazzini	04/27/17	7,387w			30	2.00	20.00	4040	4.75	9.26	0.00	29.26
76/Regazzini	04/27/17	7,387w			30	2.00	20.00	4040	4.75	9.26	0.00	29.26
76/Regazzini	04/27/17	7,387w					4050	0.63	3.69	0.00		3.69
76/Regazzini	04/27/17	7,387w					4060	0.63	3.69	0.00		3.69
40/Flannery	07/19/17	7,412w	0.21	5.89	49	0.21	2.08			0.00		7.97
40/Flannery	07/19/17	7,412w	0.21	5.89	49	0.21	2.08			0.00		7.97
Evergreen Dr Sub Total		20.25	\$484.09			\$157.34			\$86.73	\$0.00	\$0.00	\$728.15
RM056 / Fairview Drive												
24/Pausitan	05/18/17	7,412w		49	0.10	1.00				0.00		1.00
24/Pausitan	05/18/17	7,412w		49	0.10	1.00				0.00		1.00
24/Pausitan	05/18/17	7,412w		49	0.10	1.00				0.00		1.00
24/Pausitan	05/18/17	7,412w		49	0.10	1.00				0.00		1.00
24/Pausitan	05/18/17	7,412w		49	0.10	1.00				0.00		1.00

Comprehensive Detail by Task/Location

1173 / Inlet Repair													
		Labor Hrs	Labor Cost	Equipment	Eqp Hr/MI	Eqp Cost	Material	Mat Used	Mat Cost	Contractor Cost	Overhead Cost	Total	
24/Paustian	05/18/17	7,412w		49	0.10	1.00				0.00		1.00	
59/Malanga	05/18/17	7,412w	0.10			2.83				0.00		2.83	
59/Malanga	05/18/17	7,412w	0.10			2.83				0.00		2.83	
59/Malanga	05/18/17	7,412w	0.10			2.83				0.00		2.83	
59/Malanga	05/18/17	7,412w	0.10			2.83				0.00		2.83	
59/Malanga	05/18/17	7,412w	0.10			2.83				0.00		2.83	
59/Malanga	05/18/17	7,412w	0.10			2.83				0.00		2.83	
Fairview Drive Sub Total		0.60	\$16.96			\$6.00			\$0.00	\$0.00	\$0.00	\$22.96	
RM099 / Farrington Ln													
80/Daniels	05/08/17	7,412w	0.08	49	0.08	0.78				0.00		2.60	
80/Daniels	05/08/17	7,412w	0.08	49	0.08	0.78				0.00		2.60	
Farrington Ln Sub Total		0.16	\$3.85			\$1.55			\$0.00	\$0.00	\$0.00	\$5.20	
RM101 / FieldpoInte Dr													
24/Paustian	05/02/17	7,412w	0.09	49	0.09	0.90				0.00		3.44	
24/Paustian	05/02/17	7,412w	0.09	49	0.09	0.90				0.00		3.44	
24/Paustian	05/02/17	7,412w	0.09	49	0.09	0.90				0.00		3.44	
80/Daniels	05/02/17	7,412w	0.09			2.11				0.00		2.11	
80/Daniels	05/02/17	7,412w	0.09			2.11				0.00		2.11	
80/Daniels	05/02/17	7,412w	0.09			2.11				0.00		2.11	
24/Paustian	05/23/17	7,412w		49	0.11	1.05				0.00		1.05	
24/Paustian	05/23/17	7,412w		49	0.11	1.05				0.00		1.05	
76/Regazzini	05/23/17	7,412w	0.11			2.47				0.00		2.47	
76/Regazzini	05/23/17	7,412w	0.11			2.47				0.00		2.47	
FieldpoInte Dr Sub Total		0.75	\$18.90			\$4.80			\$0.00	\$0.00	\$0.00	\$23.70	
RM102 / Forest Lane													
24/Paustian	05/18/17	7,412w		49	0.10	1.00				0.00		1.00	
59/Malanga	05/18/17	7,412w	0.10			2.83				0.00		2.83	
Forest Lane Sub Total		0.10	\$2.83			\$1.00			\$0.00	\$0.00	\$0.00	\$3.83	

2/1/2018

241

Township of Branchburg

Comprehensive Detail by Task/Location

1173 / Inlet Repair													
		Labor Hrs	Labor Cost	Equipment	Eqp Hr/MI	Eqp Cost	Material	Mat Used	Mat Cost	Contractor Cost	Overhead Cost	Total	
												\$0.00	
RM103 / Fox Chase Run													
73/LaBar	05/11/17	47,432c	1.00			24.39				0.00		24.39	
76/Regazzini	05/11/17	47,432c	1.00	10	1.00	5.28	4050	0.50	5.13	0.00		33.89	
76/Regazzini	05/11/17	47,432c		30	1.00	10.00	3010	0.25	2.04	0.00		12.04	
76/Regazzini	05/11/17	47,432c					4060	0.25	1.48	0.00		1.48	
76/Regazzini	05/11/17	47,432c					3110	0.25		0.00		0.00	
24/Paustian	05/23/17	7,412w		49	0.11	1.05				0.00		1.05	
24/Paustian	05/23/17	7,412w		49	0.11	1.05				0.00		1.05	
24/Paustian	05/23/17	7,412w		49	0.11	1.05				0.00		1.05	
76/Regazzini	05/23/17	7,412w	0.11			2.47				0.00		2.47	
76/Regazzini	05/23/17	7,412w	0.11			2.47				0.00		2.47	
76/Regazzini	05/23/17	7,412w	0.11			2.47				0.00		2.47	
Fox Chase Run Sub Total		2.32	\$55.28			\$18.44			\$8.64	\$0.00	\$0.00	\$82.36	
RM104 / France Dr													
24/Paustian	05/20/17	7,412w	0.16	49	0.16	1.56				0.00		5.95	
France Dr Sub Total		0.16	\$4.40			\$1.56			\$0.00	\$0.00	\$0.00	\$5.95	
RM105 / Fremont Street													
40/Flanney	07/19/17	7,412w	0.21	49	0.21	2.08				0.00		7.97	
40/Flanney	07/19/17	7,412w	0.21	49	0.21	2.08				0.00		7.97	
Fremont Street Sub Total		0.42	\$11.77			\$4.17			\$0.00	\$0.00	\$0.00	\$15.94	
RM108 / Glen Crest Drive													
40/Flanney	07/19/17	7,412w	0.21	49	0.21	2.08				0.00		7.97	
70/Jennings	08/31/17	50,118c	5.00			121.95				0.00		121.95	
73/LaBar	08/31/17	50,118c	5.00			121.95				0.00		121.95	
76/Regazzini	08/31/17	50,118c					4050	0.50	5.25	0.00		5.25	
76/Regazzini	08/31/17	50,118c		36	5.00	50.00	4055	1.00	7.40	0.00		57.40	
76/Regazzini	08/31/17	50,118c	5.00	10	5.00	26.40	4040	18.00	35.46	0.00		179.26	

2/1/2018

242

Comprehensive Detail by Task/Location

1173 / Inlet Repair		Labor Hrs	Labor Cost	Equipment	Eqp Hr/MI	Eqp Cost	Material	Mat Used	Mat Cost	Contractor Cost	Overhead Cost	Total
Glen Crest Drive Sub Total		15.21	\$367.19			\$78.48			\$48.11	\$0.00	\$0.00	\$493.78
RM109 / Gordon Place												
76/Regazzini	04/04/17	8,462w	0.10	2.41	12	0.10	0.82	4100	0.05	1.79	0.00	5.02
76/Regazzini	04/04/17	8,462w	0.10	2.41	12	0.10	0.82	4100	0.05	1.79	0.00	5.02
76/Regazzini	04/04/17	8,462w	0.10	2.41	12	0.10	0.82	4100	0.05	1.79	0.00	5.02
76/Regazzini	04/04/17	8,462w	0.10	2.41	12	0.10	0.82	4100	0.05	1.79	0.00	5.02
76/Regazzini	04/04/17	8,462w	0.10	2.41	12	0.10	0.82	4100	0.05	1.79	0.00	5.02
76/Regazzini	04/04/17	8,462w			54	0.10	1.03				0.00	1.03
76/Regazzini	04/04/17	8,462w			54	0.10	1.03				0.00	1.03
76/Regazzini	04/04/17	8,462w			54	0.10	1.03				0.00	1.03
76/Regazzini	04/04/17	8,462w			54	0.10	1.03				0.00	1.03
76/Regazzini	04/04/17	8,462w			54	0.10	1.03				0.00	1.03
85/Kraus	04/04/17	8,462w	0.10	2.11							0.00	2.11
85/Kraus	04/04/17	8,462w	0.10	2.11							0.00	2.11
85/Kraus	04/04/17	8,462w	0.10	2.11							0.00	2.11
85/Kraus	04/04/17	8,462w	0.10	2.11							0.00	2.11
85/Kraus	04/04/17	8,462w	0.10	2.11							0.00	2.11
73/LaBar	04/27/17	7,387w	2.00	48.78							0.00	48.78
73/LaBar	04/27/17	7,387w	2.00	48.78							0.00	48.78
76/Regazzini	04/27/17	7,387w			30	2.00	20.00	4040	4.75	9.26	0.00	29.26
76/Regazzini	04/27/17	7,387w			30	2.00	20.00	4040	4.75	9.26	0.00	29.26
76/Regazzini	04/27/17	7,387w	2.00	46.96	10	2.00	10.56	4038	1.00	0.33	0.00	57.85
76/Regazzini	04/27/17	7,387w	2.00	46.96	10	2.00	10.56	4038	1.00	0.33	0.00	57.85
76/Regazzini	04/27/17	7,387w						4060	0.63	3.69	0.00	3.69
76/Regazzini	04/27/17	7,387w						4060	0.63	3.69	0.00	3.69
70/Jennings	04/28/17	7,387w			30	3.00	30.00	4040	4.00	7.80	0.00	37.80
70/Jennings	04/28/17	7,387w			30	3.00	30.00	4040	4.00	7.80	0.00	37.80
70/Jennings	04/28/17	7,387w			10	3.00	15.84	4038	7.00	2.31	0.00	18.15
70/Jennings	04/28/17	7,387w			10	3.00	15.84	4038	7.00	2.31	0.00	18.15
70/Jennings	04/28/17	7,387w						4060	0.75	4.43	0.00	4.43
70/Jennings	04/28/17	7,387w						4060	0.75	4.43	0.00	4.43
73/LaBar	04/28/17	7,387w	4.00	97.56							0.00	97.56
73/LaBar	04/28/17	7,387w	4.00	97.56							0.00	97.56
73/LaBar	04/28/17	7,387w	4.00	97.56							0.00	97.56
76/Regazzini	04/28/17	7,387w	3.00	70.44							0.00	70.44
76/Regazzini	04/28/17	7,387w	3.00	70.44							0.00	70.44

2/1/2018

243

Comprehensive Detail by Task/Location

1173 / Inlet Repair		Labor Hrs	Labor Cost	Equipment	Eqp Hr/MI	Eqp Cost	Material	Mat Used	Mat Cost	Contractor Cost	Overhead Cost	Total
73/LaBar	05/01/17	7,387w	2.00	48.78						0.00		48.78
76/Regazzini	05/01/17	7,387w			30	2.00	20.00	4040	2.00	3.90	0.00	23.90
76/Regazzini	05/01/17	7,387w	2.00	46.96	10	2.00	10.56	4038	3.25	1.07	0.00	58.59
76/Regazzini	05/01/17	7,387w						3110	0.13		0.00	0.00
76/Regazzini	05/01/17	7,387w						4060	0.31	1.84	0.00	1.84
76/Regazzini	05/01/17	7,387w						3010	0.13	1.02	0.00	1.02
76/Regazzini	05/01/17	7,387w						4050	0.50	4.87	0.00	4.87
Gordon Place Sub Total		27.01	\$645.82			\$192.99			\$77.31	\$0.00	\$0.00	\$915.71
RM110 / Grandview Dr												
73/LaBar	05/16/17	7,412w	0.14	3.31	49	0.14	1.36			0.00		4.66
73/LaBar	05/16/17	7,412w	0.14	3.31	49	0.14	1.36			0.00		4.66
73/LaBar	05/16/17	7,412w	0.14	3.31	49	0.14	1.36			0.00		4.66
73/LaBar	05/16/17	7,412w	0.14	3.31	49	0.14	1.36			0.00		4.66
73/LaBar	05/16/17	7,412w	0.14	3.31	49	0.14	1.36			0.00		4.66
24/Paustian	05/18/17	7,412w			49	0.10	1.00			0.00		1.00
59/Malanga	05/18/17	7,412w	0.10	2.83						0.00		2.83
Grandview Dr Sub Total		0.78	\$19.36			\$7.78			\$0.00	\$0.00	\$0.00	\$27.14
RM111 / Greenwood Ct												
80/Daniels	05/08/17	7,412w	0.08	1.82	49	0.08	0.78			0.00		2.60
Greenwood Ct Sub Total		0.08	\$1.82			\$0.78			\$0.00	\$0.00	\$0.00	\$2.60
RM112 / Gregory Lane												
24/Paustian	05/18/17	7,412w			49	0.10	1.00			0.00		1.00
24/Paustian	05/18/17	7,412w			49	0.10	1.00			0.00		1.00
59/Malanga	05/18/17	7,412w	0.10	2.83						0.00		2.83
59/Malanga	05/18/17	7,412w	0.10	2.83						0.00		2.83
Gregory Lane Sub Total		0.20	\$5.65			\$2.00			\$0.00	\$0.00	\$0.00	\$7.65
RM113 / Harlan School Rd (by County Line)												

2/1/2018

244

Comprehensive Detail by Task/Location

1173 / Inlet Repair		Labor Hrs	Labor Cost	Equipment	Eqp Hr/MI	Eqp Cost	Material	Mat Used	Mat Cost	Contractor Cost	Overhead Cost	Total
24/Paustian	05/02/17	7,412w	0.09	2.54	49	0.09	0.90			0.00		3.44
24/Paustian	05/02/17	7,412w	0.09	2.54	49	0.09	0.90			0.00		3.44
24/Paustian	05/02/17	7,412w	0.09	2.54	49	0.09	0.90			0.00		3.44
80/Daniels	05/02/17	7,412w	0.09	2.11						0.00		2.11
80/Daniels	05/02/17	7,412w	0.09	2.11						0.00		2.11
80/Daniels	05/02/17	7,412w	0.09	2.11						0.00		2.11
Harlan School Rd (by County Line)			0.54	\$13.96			\$2.70		\$0.00	\$0.00	\$0.00	\$16.65
RM114 / Harlan School Rd.												
24/Paustian	05/02/17	7,412w	0.09	2.54	49	0.09	0.90			0.00		3.44
80/Daniels	05/02/17	7,412w	0.09	2.11						0.00		2.11
80/Daniels	05/08/17	7,412w	0.08	1.82	49	0.08	0.78			0.00		2.60
80/Daniels	05/08/17	7,412w	0.08	1.82	49	0.08	0.78			0.00		2.60
80/Daniels	05/08/17	7,412w	0.08	1.82	49	0.08	0.78			0.00		2.60
80/Daniels	05/08/17	7,412w	0.08	1.82	49	0.08	0.78			0.00		2.60
80/Daniels	05/08/17	7,412w	0.08	1.82	49	0.08	0.78			0.00		2.60
80/Daniels	05/08/17	7,412w	0.08	1.82	49	0.08	0.78			0.00		2.60
80/Daniels	05/08/17	7,412w	0.08	1.82	49	0.08	0.78			0.00		2.60
Harlan School Rd. Sub Total			0.65	\$15.60			\$5.56		\$0.00	\$0.00	\$0.00	\$21.16
RM115 / Harvest Dr												
24/Paustian	05/18/17	7,412w			49	0.10	1.00			0.00		1.00
24/Paustian	05/18/17	7,412w			49	0.10	1.00			0.00		1.00
59/Malanga	05/18/17	7,412w	0.10	2.83						0.00		2.83
59/Malanga	05/18/17	7,412w	0.10	2.83						0.00		2.83
Harvest Dr Sub Total			0.20	\$5.65			\$2.00		\$0.00	\$0.00	\$0.00	\$7.65
RM116 / Henry Rd												
80/Daniels	05/08/17	7,412w	0.08	1.82	49	0.08	0.78			0.00		2.60
Henry Rd Sub Total			0.08	\$1.82			\$0.78		\$0.00	\$0.00	\$0.00	\$2.60
RM117 / Heritage Ct												

2/1/2018

245

Comprehensive Detail by Task/Location

1173 / Inlet Repair		Labor Hrs	Labor Cost	Equipment	Eqp Hr/MI	Eqp Cost	Material	Mat Used	Mat Cost	Contractor Cost	Overhead Cost	Total
24/Paustian	05/20/17	7,412w	0.16	4.40	49	0.16	1.56			0.00		5.95
24/Paustian	05/20/17	7,412w	0.16	4.40	49	0.16	1.56			0.00		5.95
Heritage Ct Sub Total			0.31	\$8.79			\$3.11		\$0.00	\$0.00	\$0.00	\$11.90
RM118 / Hickory Hill Rd												
76/Regazzini	04/04/17	8,462w			54	0.10	1.03			0.00		1.03
76/Regazzini	04/04/17	8,462w	0.10	2.41	12	0.10	0.82	4100	0.05	1.79	0.00	5.02
85/Kraus	04/04/17	8,462w	0.10	2.11						0.00		2.11
73/LaBar	05/02/17	7,387w	2.67	65.04						0.00		65.04
76/Regazzini	05/02/17	7,387w					4050	0.33	3.24	0.00		3.24
76/Regazzini	05/02/17	7,387w					4060	0.42	2.46	0.00		2.46
76/Regazzini	05/02/17	7,387w	2.67	62.61	10	2.67	14.08	4038	4.67	1.54	0.00	78.23
76/Regazzini	05/02/17	7,387w			30	2.67	26.67	4040	9.33	18.20	0.00	44.87
Hickory Hill Rd Sub Total			5.54	\$132.17			\$42.59		\$27.24	\$0.00	\$0.00	\$202.00
RM119 / Hidden Lane												
80/Daniels	05/08/17	7,412w	0.08	1.82	49	0.08	0.78			0.00		2.60
80/Daniels	05/08/17	7,412w	0.08	1.82	49	0.08	0.78			0.00		2.60
Hidden Lane Sub Total			0.16	\$3.65			\$1.55		\$0.00	\$0.00	\$0.00	\$5.20
RM120 / Highview Court												
24/Paustian	05/18/17	7,412w			49	0.10	1.00			0.00		1.00
59/Malanga	05/18/17	7,412w	0.10	2.83						0.00		2.93
Highview Court Sub Total			0.10	\$2.83			\$1.00		\$0.00	\$0.00	\$0.00	\$3.83
RM122 / Hillcrest Drive												
73/LaBar	05/15/17	7,412w	0.11	2.71	49	0.11	1.11			0.00		3.82
73/LaBar	05/15/17	7,412w	0.11	2.71	49	0.11	1.11			0.00		3.82
73/LaBar	05/15/17	7,412w	0.11	2.71	49	0.11	1.11			0.00		3.82
73/LaBar	05/15/17	7,412w	0.11	2.71	49	0.11	1.11			0.00		3.82
73/LaBar	05/15/17	7,412w	0.11	2.71	49	0.11	1.11			0.00		3.82

2/1/2018

246

Comprehensive Detail by Task/Location

1173 / Inlet Repair														
		Labor Hrs	Labor Cost	Equipment	Eqp Hr/MI	Eqp Cost	Material	Mat Used	Mat Cost	Contractor Cost	Overhead Cost	Total		
Hilcrest Drive Sub Total		0.56	\$13.55			\$5.56			\$0.00	\$0.00	\$0.00	\$19.11		
RM123 / Holland Brook Rd West														
24/Paustian	05/19/17 7,412w			49	0.09	0.91				0.00		0.91		
24/Paustian	05/19/17 7,412w			49	0.09	0.91				0.00		0.91		
73/LaBar	05/19/17 7,412w	0.09	2.22							0.00		2.22		
73/LaBar	05/19/17 7,412w	0.09	2.22							0.00		2.22		
Holland Brook Rd West Sub Total		0.18	\$4.43			\$1.82			\$0.00	\$0.00	\$0.00	\$6.25		
RM124 / Holland Brook Rd.														
24/Paustian	05/19/17 7,412w			49	0.09	0.91				0.00		0.91		
24/Paustian	05/19/17 7,412w			49	0.09	0.91				0.00		0.91		
24/Paustian	05/19/17 7,412w			49	0.09	0.91				0.00		0.91		
73/LaBar	05/19/17 7,412w	0.09	2.22							0.00		2.22		
73/LaBar	05/19/17 7,412w	0.09	2.22							0.00		2.22		
73/LaBar	05/19/17 7,412w	0.09	2.22							0.00		2.22		
Holland Brook Rd. Sub Total		0.27	\$6.65			\$2.73			\$0.00	\$0.00	\$0.00	\$9.38		
RM125 / Hopi Trail														
24/Paustian	05/02/17 7,412w	0.09	2.54	49	0.09	0.90				0.00		3.44		
80/Daniels	05/02/17 7,412w	0.09	2.11							0.00		2.11		
Hopi Trail Sub Total		0.18	\$4.65			\$0.90			\$0.00	\$0.00	\$0.00	\$5.55		
RM126 / Horizon Way														
24/Paustian	05/18/17 7,412w			49	0.10	1.00				0.00		1.00		
24/Paustian	05/18/17 7,412w			49	0.10	1.00				0.00		1.00		
24/Paustian	05/18/17 7,412w			49	0.10	1.00				0.00		1.00		
24/Paustian	05/18/17 7,412w			49	0.10	1.00				0.00		1.00		
24/Paustian	05/18/17 7,412w			49	0.10	1.00				0.00		1.00		
59/Malanga	05/18/17 7,412w	0.10	2.83							0.00		2.83		
59/Malanga	05/18/17 7,412w	0.10	2.83							0.00		2.83		

2/1/2018

247

Comprehensive Detail by Task/Location

1173 / Inlet Repair														
		Labor Hrs	Labor Cost	Equipment	Eqp Hr/MI	Eqp Cost	Material	Mat Used	Mat Cost	Contractor Cost	Overhead Cost	Total		
59/Malanga	05/18/17 7,412w	0.10	2.83							0.00		2.83		
59/Malanga	05/18/17 7,412w	0.10	2.83							0.00		2.83		
59/Malanga	05/18/17 7,412w	0.10	2.83							0.00		2.83		
Horizon Way Sub Total		0.50	\$14.13			\$5.00			\$0.00	\$0.00	\$0.00	\$19.13		
RM128 / Hummingbird Lane														
73/LaBar	05/19/17 7,412w	0.14	3.31	49	0.14	1.36				0.00		4.66		
Hummingbird Lane Sub Total		0.14	\$3.31			\$1.36			\$0.00	\$0.00	\$0.00	\$4.66		
RM130 / Huyler Rd														
80/Daniels	05/08/17 7,412w	0.08	1.82	49	0.08	0.78				0.00		2.60		
80/Daniels	05/08/17 7,412w	0.08	1.82	49	0.08	0.78				0.00		2.60		
80/Daniels	05/08/17 7,412w	0.08	1.82	49	0.08	0.78				0.00		2.60		
80/Daniels	05/08/17 7,412w	0.08	1.82	49	0.08	0.78				0.00		2.60		
80/Daniels	05/08/17 7,412w	0.08	1.82	49	0.08	0.78				0.00		2.60		
80/Daniels	05/08/17 7,412w	0.08	1.82	49	0.08	0.78				0.00		2.60		
Huyler Rd Sub Total		0.47	\$10.95			\$4.66			\$0.00	\$0.00	\$0.00	\$15.61		
RM131 / Emclone Dr														
24/Paustian	05/19/17 7,412w			49	0.09	0.91				0.00		0.91		
24/Paustian	05/19/17 7,412w			49	0.09	0.91				0.00		0.91		
24/Paustian	05/19/17 7,412w			49	0.09	0.91				0.00		0.91		
24/Paustian	05/19/17 7,412w			49	0.09	0.91				0.00		0.91		
24/Paustian	05/19/17 7,412w			49	0.09	0.91				0.00		0.91		
24/Paustian	05/19/17 7,412w			49	0.09	0.91				0.00		0.91		
24/Paustian	05/19/17 7,412w			49	0.09	0.91				0.00		0.91		
24/Paustian	05/19/17 7,412w			49	0.09	0.91				0.00		0.91		
24/Paustian	05/19/17 7,412w			49	0.09	0.91				0.00		0.91		
24/Paustian	05/19/17 7,412w			49	0.09	0.91				0.00		0.91		
24/Paustian	05/19/17 7,412w			49	0.09	0.91				0.00		0.91		
24/Paustian	05/19/17 7,412w			49	0.09	0.91				0.00		0.91		
73/LaBar	05/19/17 7,412w	0.09	2.22							0.00		2.22		
73/LaBar	05/19/17 7,412w	0.09	2.22							0.00		2.22		

2/1/2018

248

Township of Branchburg

Reporting Dates Year 2017

Comprehensive Detail by Task/Location

1173 / Inlet Repair					Equipment	Eqp Hr/MI	Eqp Cost	Material	Mat Used	Mat Cost	Contractor Cost	Overhead Cost	Total
Labor Hrs	Labor Cost												
73/LaBar	05/19/17	7,412w	0.09	2.22							0.00		2.22
73/LaBar	05/19/17	7,412w	0.09	2.22							0.00		2.22
73/LaBar	05/19/17	7,412w	0.09	2.22							0.00		2.22
73/LaBar	05/19/17	7,412w	0.09	2.22							0.00		2.22
73/LaBar	05/19/17	7,412w	0.09	2.22							0.00		2.22
73/LaBar	05/19/17	7,412w	0.09	2.22							0.00		2.22
73/LaBar	05/19/17	7,412w	0.09	2.22							0.00		2.22
73/LaBar	05/19/17	7,412w	0.09	2.22							0.00		2.22
73/LaBar	05/19/17	7,412w	0.09	2.22							0.00		2.22
Inclone Dr Sub Total	1.00	\$24.39					\$10.00			\$0.00	\$0.00	\$0.00	\$34.39
RM132 / Industrial Parkway (readington Rd)													
24/Paustian	05/02/17	7,412w	0.09	2.54	49	0.09	0.90				0.00		3.44
80/Daniels	05/02/17	7,412w	0.09	2.11							0.00		2.11
Industrial Parkway (readington Rd)	0.18	\$4.65					\$0.90			\$0.00	\$0.00	\$0.00	\$5.55
RM133 / Industrial Parkway (county Line Rd)													
25/Pucciarelli	03/03/17	45,026c			10						0.00		0.00
76/Regazzini	03/03/17	45,026c						4038	14.00	4.62	0.00		4.62
24/Paustian	05/02/17	7,412w	0.09	2.54	49	0.09	0.90				0.00		3.44
24/Paustian	05/02/17	7,412w	0.09	2.54	49	0.09	0.90				0.00		3.44
24/Paustian	05/02/17	7,412w	0.09	2.54	49	0.09	0.90				0.00		3.44
24/Paustian	05/02/17	7,412w	0.09	2.54	49	0.09	0.90				0.00		3.44
24/Paustian	05/02/17	7,412w	0.09	2.54	49	0.09	0.90				0.00		3.44
24/Paustian	05/02/17	7,412w	0.09	2.54	49	0.09	0.90				0.00		3.44
24/Paustian	05/02/17	7,412w	0.09	2.54	49	0.09	0.90				0.00		3.44
24/Paustian	05/02/17	7,412w	0.09	2.54	49	0.09	0.90				0.00		3.44
24/Paustian	05/02/17	7,412w	0.09	2.54	49	0.09	0.90				0.00		3.44
24/Paustian	05/02/17	7,412w	0.09	2.54	49	0.09	0.90				0.00		3.44
24/Paustian	05/02/17	7,412w	0.09	2.54	49	0.09	0.90				0.00		3.44
24/Paustian	05/02/17	7,412w	0.09	2.54	49	0.09	0.90				0.00		3.44
24/Paustian	05/02/17	7,412w	0.09	2.54	49	0.09	0.90				0.00		3.44
80/Daniels	05/02/17	7,412w	0.09	2.11							0.00		2.11

2/1/2018

249

Township of Branchburg

Reporting Dates Year 2017

Comprehensive Detail by Task/Location

1173 / Inlet Repair					Equipment	Eqp Hr/MI	Eqp Cost	Material	Mat Used	Mat Cost	Contractor Cost	Overhead Cost	Total
Labor Hrs	Labor Cost												
80/Daniels	05/02/17	7,412w	0.09	2.11							0.00		2.11
80/Daniels	05/02/17	7,412w	0.09	2.11							0.00		2.11
80/Daniels	05/02/17	7,412w	0.09	2.11							0.00		2.11
80/Daniels	05/02/17	7,412w	0.09	2.11							0.00		2.11
80/Daniels	05/02/17	7,412w	0.09	2.11							0.00		2.11
80/Daniels	05/02/17	7,412w	0.09	2.11							0.00		2.11
80/Daniels	05/02/17	7,412w	0.09	2.11							0.00		2.11
80/Daniels	05/02/17	7,412w	0.09	2.11							0.00		2.11
80/Daniels	05/02/17	7,412w	0.09	2.11							0.00		2.11
80/Daniels	05/02/17	7,412w	0.09	2.11							0.00		2.11
80/Daniels	05/02/17	7,412w	0.09	2.11							0.00		2.11
80/Daniels	05/02/17	7,412w	0.09	2.11							0.00		2.11
73/LaBar	07/28/17	49,916c	3.00	73.17							0.00		73.17
76/Regazzini	07/28/17	49,916c			36	3.00	30.00	4050	1.00	10.49	0.00		40.49
76/Regazzini	07/28/17	49,916c						4055	0.50	3.70	0.00		3.70
76/Regazzini	07/28/17	49,916c						4038	1.00	0.35	0.00		0.35
76/Regazzini	07/28/17	49,916c	3.00	70.44	10	3.00	15.84	4040	8.00	15.76	0.00		102.04
Industrial Parkway (county Line Rd)	8.34	\$204.08					\$57.53			\$34.92	\$0.00	\$0.00	\$296.53
RM135 / Jeffrey Ct													
76/Regazzini	04/04/17	8,462w	0.10	2.41	12	0.10	0.82	4100	0.05	1.79	0.00		5.02
76/Regazzini	04/04/17	8,462w			54	0.10	1.03				0.00		1.03
85/Kraus	04/04/17	8,462w	0.10	2.11							0.00		2.11
80/Daniels	05/09/17	7,412w	0.08	1.82	49	0.08	0.78				0.00		2.60
29/Whitlock	05/09/17	7,387w	4.00	113.04							0.00		113.04
76/Regazzini	05/09/17	7,387w			30	4.00	40.00	3110	0.38	6.12	0.00		46.12
76/Regazzini	05/09/17	7,387w			10	4.00	21.12	3010	0.75	14.60	0.00		129.64
29/Whitlock	05/10/17	7,387w	1.00	28.26							0.00		28.26
76/Regazzini	05/10/17	7,387w	1.00	23.48	10	1.00	5.28	4038	1.53	0.54	0.00		29.30
76/Regazzini	05/10/17	7,387w			30	1.00	10.00	3110	0.06	0.00	0.00		0.00
76/Regazzini	05/10/17	7,387w						4060	0.09	0.55	0.00		10.55
76/Regazzini	05/10/17	7,387w						3010	0.13	1.02	0.00		1.02
76/Regazzini	05/10/17	7,387w						4050	0.25	2.43	0.00		2.43

2/1/2018

250

Comprehensive Detail by Task/Location

1173 / Inlet Repair		Labor Hrs	Labor Cost	Equipment	Eqp Hr/MI	Eqp Cost	Material	Mat Used	Mat Cost	Contractor Cost	Overhead Cost	Total
Jeffrey Ct Sub Total		10.28	\$265.04			\$79.02			\$27.05	\$0.00	\$0.00	\$371.12
RM136 / Johns Ln												
24/Paustian	05/18/17	7,412w		49	0.10	1.00				0.00		1.00
24/Paustian	05/18/17	7,412w		49	0.10	1.00				0.00		1.00
24/Paustian	05/18/17	7,412w		49	0.10	1.00				0.00		1.00
24/Paustian	05/18/17	7,412w		49	0.10	1.00				0.00		1.00
59/Malanga	05/18/17	7,412w	0.10	2.83						0.00		2.83
59/Malanga	05/18/17	7,412w	0.10	2.83						0.00		2.83
59/Malanga	05/18/17	7,412w	0.10	2.83						0.00		2.83
59/Malanga	05/18/17	7,412w	0.10	2.83						0.00		2.83
73/LaBar	06/29/17	49,698c	4.00	93.56						0.00		93.56
76/Regazzini	06/29/17	49,698c	4.00	93.92	30	4.00	40.00	4210	1.00	215.45	0.00	349.37
76/Regazzini	06/29/17	49,698c			10	4.00	21.12	4038	20.00	7.00	0.00	28.12
76/Regazzini	06/29/17	49,698c			50	4.00	40.00	4055	0.25	1.74	0.00	41.74
Johns Ln Sub Total		8.40	\$202.78			\$105.12			\$224.19	\$0.00	\$0.00	\$532.09
RM138 / Kacey Ct												
80/Daniels	05/08/17	7,412w	0.08	1.82	49	0.08	0.78			0.00		2.60
Kacey Ct Sub Total		0.08	\$1.82			\$0.78			\$0.00	\$0.00	\$0.00	\$2.60
RM139 / Katherine Street												
24/Paustian	05/20/17	7,412w	0.16	4.40	49	0.16	1.56			0.00		5.95
Katherine Street Sub Total		0.16	\$4.40			\$1.56			\$0.00	\$0.00	\$0.00	\$5.95
RM141 / Kelly Dr												
76/Regazzini	04/12/17	46,233c	0.25	5.87	30	0.25	2.50	1053	1.00	70.40	0.00	78.77
80/Daniels	04/12/17	46,233c	0.25	5.87						0.00		5.87
24/Paustian	05/18/17	7,412w			49	0.10	1.00			0.00		1.00
24/Paustian	05/18/17	7,412w			49	0.10	1.00			0.00		1.00
24/Paustian	05/18/17	7,412w			49	0.10	1.00			0.00		1.00
24/Paustian	05/18/17	7,412w			49	0.10	1.00			0.00		1.00

2/1/2018

251

Comprehensive Detail by Task/Location

1173 / Inlet Repair		Labor Hrs	Labor Cost	Equipment	Eqp Hr/MI	Eqp Cost	Material	Mat Used	Mat Cost	Contractor Cost	Overhead Cost	Total
59/Malanga	05/18/17	7,412w	0.10	2.83						0.00		2.83
59/Malanga	05/18/17	7,412w	0.10	2.83						0.00		2.83
59/Malanga	05/18/17	7,412w	0.10	2.83						0.00		2.83
59/Malanga	05/18/17	7,412w	0.10	2.83						0.00		2.83
Kelly Dr Sub Total		0.90	\$23.05			\$6.50			\$70.46	\$0.00	\$0.00	\$99.95
RM142 / Kenbury Rd.												
24/Paustian	05/23/17	7,412w			49	0.11	1.05			0.00		1.05
24/Paustian	05/23/17	7,412w			49	0.11	1.05			0.00		1.05
76/Regazzini	05/23/17	7,412w	0.11	2.47						0.00		2.47
76/Regazzini	05/23/17	7,412w	0.11	2.47						0.00		2.47
Kenbury Rd. Sub Total		0.21	\$4.94			\$2.11			\$0.00	\$0.00	\$0.00	\$7.05
RM143 / Kensington Ct												
73/LaBar	05/16/17	7,412w	0.14	3.31	49	0.14	1.36			0.00		4.66
73/LaBar	05/16/17	7,412w	0.14	3.31	49	0.14	1.36			0.00		4.66
Kensington Ct Sub Total		0.27	\$6.61			\$2.71			\$0.00	\$0.00	\$0.00	\$9.33
RM145 / Kip Ln												
24/Paustian	05/18/17	7,412w			49	0.10	1.00			0.00		1.00
59/Malanga	05/18/17	7,412w	0.10	2.83						0.00		2.83
Kip Ln Sub Total		0.10	\$2.83			\$1.00			\$0.00	\$0.00	\$0.00	\$3.83
RM146 / Kiva Place												
24/Paustian	05/23/17	7,412w			49	0.11	1.05			0.00		1.05
24/Paustian	05/23/17	7,412w			49	0.11	1.05			0.00		1.05
76/Regazzini	05/23/17	7,412w	0.11	2.47						0.00		2.47
76/Regazzini	05/23/17	7,412w	0.11	2.47						0.00		2.47
Kiva Place Sub Total		0.21	\$4.94			\$2.11			\$0.00	\$0.00	\$0.00	\$7.05

2/1/2018

252

Comprehensive Detail by Task/Location

1173 / Inlet Repair		Labor Hrs	Labor Cost	Equipment	Eqp Hr/MI	Eqp Cost	Material	Mat Used	Mat Cost	Contractor Cost	Overhead Cost	Total
RM148 / Laggren Way												
24/Paustian	05/18/17	7,412w		49	0.10	1.00				0.00		1.00
24/Paustian	05/18/17	7,412w		49	0.10	1.00				0.00		1.00
59/Malanga	05/18/17	7,412w	0.10			2.83				0.00		2.83
59/Malanga	05/18/17	7,412w	0.10			2.83				0.00		2.83
Laggren Way Sub Total		0.20	\$5.65			\$2.00			\$0.00	\$0.00	\$0.00	\$7.65
RM150 / Laurel Ct												
35/Yacone	05/04/17	7,412w	0.16	4.43	49	0.16	1.57			0.00		6.00
35/Yacone	05/04/17	7,412w	0.16	4.43	49	0.16	1.57			0.00		6.00
Laurel Ct Sub Total		0.31	\$8.87			\$3.14			\$0.00	\$0.00	\$0.00	\$12.00
RM151 / Lehigh Road												
24/Paustian	05/18/17	7,412w		49	0.10	1.00				0.00		1.00
24/Paustian	05/18/17	7,412w		49	0.10	1.00				0.00		1.00
24/Paustian	05/18/17	7,412w		49	0.10	1.00				0.00		1.00
59/Malanga	05/18/17	7,412w	0.10	2.83						0.00		2.83
59/Malanga	05/18/17	7,412w	0.10	2.83						0.00		2.83
59/Malanga	05/18/17	7,412w	0.10	2.83						0.00		2.83
Lehigh Road Sub Total		0.30	\$8.48			\$3.00			\$0.00	\$0.00	\$0.00	\$11.48
RM152 / Lehman Ln												
24/Paustian	05/19/17	7,412w		49	0.09	0.91				0.00		0.91
24/Paustian	05/19/17	7,412w		49	0.09	0.91				0.00		0.91
73/LaBar	05/19/17	7,412w	0.09	2.22						0.00		2.22
73/LaBar	05/19/17	7,412w	0.09	2.22						0.00		2.22
71/Domolki	05/22/17	48,478c	1.00	24.39	18	1.00	10.00			0.00		34.39
73/LaBar	05/22/17	48,478c	1.00	24.39						0.00		24.39
Lehman Ln Sub Total		2.18	\$53.21			\$11.82			\$0.00	\$0.00	\$0.00	\$65.03
RM153 / Lenape Trail												

2/1/2018

253

Comprehensive Detail by Task/Location

1173 / Inlet Repair		Labor Hrs	Labor Cost	Equipment	Eqp Hr/MI	Eqp Cost	Material	Mat Used	Mat Cost	Contractor Cost	Overhead Cost	Total
24/Paustian	05/02/17	7,412w	0.09	2.54	49	0.09	0.90			0.00		3.44
80/Daniels	05/02/17	7,412w	0.09	2.11						0.00		2.11
Lenape Trail Sub Total		0.18	\$4.65			\$0.90			\$0.00	\$0.00	\$0.00	\$5.55
RM155 / Lexington Ave												
73/LaBar	05/16/17	7,412w	0.14	3.31	49	0.14	1.36			0.00		4.66
Lexington Ave Sub Total		0.14	\$3.31			\$1.36			\$0.00	\$0.00	\$0.00	\$4.66
RM160 / Logan Drive												
24/Paustian	05/23/17	7,412w		49	0.11	1.05				0.00		1.05
24/Paustian	05/23/17	7,412w		49	0.11	1.05				0.00		1.05
76/Regazzini	05/23/17	7,412w	0.11	2.47						0.00		2.47
76/Regazzini	05/23/17	7,412w	0.11	2.47						0.00		2.47
Logan Drive Sub Total		0.21	\$4.94			\$2.11			\$0.00	\$0.00	\$0.00	\$7.05
RM161 / Long Meadow Ct												
80/Daniels	05/08/17	7,412w	0.08	1.82	49	0.08	0.78			0.00		2.60
80/Daniels	05/08/17	7,412w	0.08	1.82	49	0.08	0.78			0.00		2.60
Long Meadow Ct Sub Total		0.16	\$3.65			\$1.55			\$0.00	\$0.00	\$0.00	\$5.20
RM163 / Lukes Pond Rd												
24/Paustian	05/20/17	7,412w	0.16	4.40	49	0.16	1.56			0.00		5.95
24/Paustian	05/20/17	7,412w	0.16	4.40	49	0.16	1.56			0.00		5.95
24/Paustian	05/20/17	7,412w	0.16	4.40	49	0.16	1.56			0.00		5.95
24/Paustian	05/20/17	7,412w	0.16	4.40	49	0.16	1.56			0.00		5.95
24/Paustian	05/20/17	7,412w	0.16	4.40	49	0.16	1.56			0.00		5.95
Lukes Pond Rd Sub Total		0.78	\$21.98			\$7.78			\$0.00	\$0.00	\$0.00	\$29.76
RM165 / Macintosh Rd												

2/1/2018

254

Comprehensive Detail by Task/Location

1173 / Inlet Repair		Labor Hrs	Labor Cost	Equipment	Eqp Hr/MI	Eqp Cost	Material	Mat Used	Mat Cost	Contractor Cost	Overhead Cost	Total
35/Yacone	05/04/17	7,412w	0.16	4.43	49	0.16	1.57			0.00		6.00
Macintosh Rd Sub Total		0.16	\$4.43				\$1.57		\$0.00	\$0.00	\$0.00	\$6.00
RM168 / Manchester Dr												
80/Daniels	05/08/17	7,412w	0.08	1.82	49	0.08	0.78			0.00		2.60
80/Daniels	05/08/17	7,412w	0.08	1.82	49	0.08	0.78			0.00		2.60
80/Daniels	05/08/17	7,412w	0.08	1.82	49	0.08	0.78			0.00		2.60
80/Daniels	05/08/17	7,412w	0.08	1.82	49	0.08	0.78			0.00		2.60
80/Daniels	05/09/17	7,412w	0.08	1.82	49	0.08	0.78			0.00		2.60
Manchester Dr Sub Total		0.39	\$9.12				\$3.88		\$0.00	\$0.00	\$0.00	\$13.01
RM170 / Marshall St												
24/Paustian	05/18/17	7,412w			49	0.10	1.00			0.00		1.00
59/Mulanga	05/18/17	7,412w	0.10	2.83						0.00		2.83
Marshall St Sub Total		0.10	\$2.83				\$1.00		\$0.00	\$0.00	\$0.00	\$3.83
RM173 / Meadow View Ct												
24/Paustian	05/19/17	7,412w			49	0.09	0.91			0.00		0.91
73/LaBar	05/19/17	7,412w	0.09	2.22						0.00		2.22
Meadow View Ct Sub Total		0.09	\$2.22				\$0.91		\$0.00	\$0.00	\$0.00	\$3.13
RM174 / Melster Ave (county line)												
40/Flannery	02/02/17	44,926c			6	8.00	80.00	4208	1.00	0.00		80.00
40/Flannery	02/02/17	44,926c	8.00	226.11	10	8.00	42.24	3010	0.50	4.08	0.00	272.43
40/Flannery	02/02/17	44,926c			60	8.00	80.00	4060	0.50	2.95	0.00	82.95
40/Flannery	02/02/17	44,926c						4040	10.00	19.50	0.00	19.50
76/Regazzini	02/02/17	44,926c	8.00	187.84						0.00		187.84
85/Kraus	02/02/17	44,926c	8.00	164.72						0.00		164.72
40/Flannery	02/03/17	44,935c						4060	1.00	5.90	0.00	5.90
40/Flannery	02/03/17	44,935c	6.00	169.59	10	6.00	31.68	4038	6.00	1.98	0.00	203.25
76/Regazzini	02/03/17	44,935c	6.00	140.88						0.00		140.88

2/1/2018

255

Comprehensive Detail by Task/Location

1173 / Inlet Repair		Labor Hrs	Labor Cost	Equipment	Eqp Hr/MI	Eqp Cost	Material	Mat Used	Mat Cost	Contractor Cost	Overhead Cost	Total
24/Paustian	05/02/17	7,412w	0.09	2.54	49	0.09	0.90			0.00		3.44
24/Paustian	05/02/17	7,412w	0.09	2.54	49	0.09	0.90			0.00		3.44
24/Paustian	05/02/17	7,412w	0.09	2.54	49	0.09	0.90			0.00		3.44
24/Paustian	05/02/17	7,412w	0.09	2.54	49	0.09	0.90			0.00		3.44
24/Paustian	05/02/17	7,412w	0.09	2.54	49	0.09	0.90			0.00		3.44
24/Paustian	05/02/17	7,412w	0.09	2.54	49	0.09	0.90			0.00		3.44
24/Paustian	05/02/17	7,412w	0.09	2.54	49	0.09	0.90			0.00		3.44
24/Paustian	05/02/17	7,412w	0.09	2.54	49	0.09	0.90			0.00		3.44
24/Paustian	05/02/17	7,412w	0.09	2.54	49	0.09	0.90			0.00		3.44
80/Daniels	05/02/17	7,412w	0.09	2.11						0.00		2.11
80/Daniels	05/02/17	7,412w	0.09	2.11						0.00		2.11
80/Daniels	05/02/17	7,412w	0.09	2.11						0.00		2.11
80/Daniels	05/02/17	7,412w	0.09	2.11						0.00		2.11
80/Daniels	05/02/17	7,412w	0.09	2.11						0.00		2.11
80/Daniels	05/02/17	7,412w	0.09	2.11						0.00		2.11
80/Daniels	05/02/17	7,412w	0.09	2.11						0.00		2.11
80/Daniels	05/02/17	7,412w	0.09	2.11						0.00		2.11
80/Daniels	05/02/17	7,412w	0.09	2.11						0.00		2.11
Meister Ave (county line) Sub Tot		37.62	\$931.00				\$242.01		\$34.41	\$0.00	\$0.00	\$1,207.42
RM175 / Meister Ave (readington Rd)												
24/Paustian	05/20/17	7,412w	0.16	4.40	49	0.16	1.56			0.00		5.95
24/Paustian	05/20/17	7,412w	0.16	4.40	49	0.16	1.56			0.00		5.95
24/Paustian	05/20/17	7,412w	0.16	4.40	49	0.16	1.56			0.00		5.95
24/Paustian	05/20/17	7,412w	0.16	4.40	49	0.16	1.56			0.00		5.95
Meister Ave (readington Rd) Sub T		0.62	\$17.58				\$6.22		\$0.00	\$0.00	\$0.00	\$23.81
RM176 / Michael Ct												
24/Paustian	05/20/17	7,412w	0.16	4.40	49	0.16	1.56			0.00		5.95
24/Paustian	05/20/17	7,412w	0.16	4.40	49	0.16	1.56			0.00		5.95
Michael Ct Sub Total		0.31	\$8.79				\$3.11		\$0.00	\$0.00	\$0.00	\$11.90

2/1/2018

256

Comprehensive Detail by Task/Location

1173 / Inlet Repair		Labor Hrs	Labor Cost	Equipment	Eqp Hr/MI	Eqp Cost	Material	Mat Used	Mat Cost	Contractor Cost	Overhead Cost	Total
RM178 / Millenium Way												
73/LaBar	04/28/17	47,369c	2.00	48.78						0.00		48.78
76/Regazzini	04/28/17	47,369c	2.00	46.96	10	2.00	10.56	4040	5.00	9.85	0.00	67.37
76/Regazzini	04/28/17	47,369c			30	2.00	20.00	4055	0.50	3.48	0.00	23.48
80/Daniels	05/08/17	7,412w	0.08	1.82	49	0.08	0.78				0.00	2.60
80/Daniels	05/08/17	7,412w	0.08	1.82	49	0.08	0.78				0.00	2.60
Millenium Way Sub Total			4.16	\$99.39			\$32.11		\$13.33	\$0.00	\$0.00	\$144.83
RM179 / Miller Ave.												
35/Yacone	05/04/17	7,412w	0.16	4.43	49	0.16	1.57			0.00		6.00
35/Yacone	05/04/17	7,412w	0.16	4.43	49	0.16	1.57			0.00		6.00
Miller Ave. Sub Total			0.31	\$8.87			\$3.14		\$0.00	\$0.00	\$0.00	\$12.00
RM181 / Mohave Path												
24/Paustian	05/02/17	7,412w	0.09	2.54	49	0.09	0.90			0.00		3.44
80/Daniels	05/02/17	7,412w	0.09	2.11						0.00		2.11
Mohave Path Sub Total			0.18	\$4.65			\$0.90		\$0.00	\$0.00	\$0.00	\$5.55
RM186 / Mulberry Ct												
25/Pucciarelli	03/03/17	45,025c	4.00	113.06						0.00		113.06
76/Regazzini	03/03/17	45,025c						4055	1.50	9.80	0.00	9.80
76/Regazzini	03/03/17	45,025c	4.00	93.92	10	4.00	21.12	4040	12.00	23.40	0.00	138.44
76/Regazzini	03/03/17	45,025c						4038	4.00	1.32	0.00	1.32
Mulberry Ct Sub Total			8.00	\$206.98			\$21.12		\$34.52	\$0.00	\$0.00	\$262.61
RM189 / Narraganset Dr.												
24/Paustian	05/02/17	7,412w	0.09	2.54	49	0.09	0.90			0.00		3.44
80/Daniels	05/02/17	7,412w	0.09	2.11						0.00		2.11
Narraganset Dr. Sub Total			0.18	\$4.65			\$0.90		\$0.00	\$0.00	\$0.00	\$5.55

2/1/2018

257

Comprehensive Detail by Task/Location

1173 / Inlet Repair		Labor Hrs	Labor Cost	Equipment	Eqp Hr/MI	Eqp Cost	Material	Mat Used	Mat Cost	Contractor Cost	Overhead Cost	Total
RM192 / Navajo Trail												
24/Paustian	05/02/17	7,412w	0.09	2.54	49	0.09	0.90			0.00		3.44
80/Daniels	05/02/17	7,412w	0.09	2.11						0.00		2.11
Navajo Trail Sub Total			0.18	\$4.65			\$0.90		\$0.00	\$0.00	\$0.00	\$5.55
RM193 / Nicholas Ct												
24/Paustian	05/20/17	7,412w	0.16	4.40	49	0.16	1.56			0.00		5.95
24/Paustian	05/20/17	7,412w	0.16	4.40	49	0.16	1.56			0.00		5.95
Nicholas Ct Sub Total			0.31	\$8.79			\$3.11		\$0.00	\$0.00	\$0.00	\$11.90
RM194 / North Branch River Rd												
24/Paustian	05/23/17	7,412w			49	0.11	1.05			0.00		1.05
24/Paustian	05/23/17	7,412w			49	0.11	1.05			0.00		1.05
24/Paustian	05/23/17	7,412w			49	0.11	1.05			0.00		1.05
76/Regazzini	05/23/17	7,412w	0.11	2.47						0.00		2.47
76/Regazzini	05/23/17	7,412w	0.11	2.47						0.00		2.47
76/Regazzini	05/23/17	7,412w	0.11	2.47						0.00		2.47
73/LaBar	07/26/17	49,884c	8.00	195.12						0.00		195.12
76/Regazzini	07/26/17	49,884c					4050	1.00	10.49	0.00		10.49
76/Regazzini	07/26/17	49,884c					4038	10.00	3.50	0.00		3.50
76/Regazzini	07/26/17	49,884c	8.00	187.84	10	8.00	42.24	4040	18.00	35.46	0.00	265.54
76/Regazzini	07/26/17	49,884c			36	8.00	80.00	4055	0.50	3.70	0.00	83.70
North Branch River Rd Sub Total			16.32	\$390.37			\$125.40		\$53.15	\$0.00	\$0.00	\$568.92
RM195 / Oak Crest Dr												
76/Regazzini	04/04/17	8,462w	0.10	2.41	12	0.10	0.82	4100	0.05	1.79	0.00	5.02
76/Regazzini	04/04/17	8,462w			54	0.10	1.03			0.00		1.03
85/Kraus	04/04/17	8,462w	0.10	2.11						0.00		2.11
29/Whidock	05/10/17	7,387w	1.00	28.26						0.00		28.26
76/Regazzini	05/10/17	7,387w	1.00	23.48	10	1.00	5.28	4038	1.63	0.54	0.00	29.30
76/Regazzini	05/10/17	7,387w			30	1.00	10.00	4060	0.09	0.55	0.00	10.55

2/1/2018

258

Comprehensive Detail by Task/Location

1173 / Inlet Repair				Equipment	Eqp Hr/MI	Eqp Cost	Material	Mat Used	Mat Cost	Contractor Cost	Overhead Cost	Total
76/Regazzini	05/10/17	7,387w					3110	0.06		0.00		0.00
76/Regazzini	05/10/17	7,387w					3010	0.13	1.02	0.00		1.02
76/Regazzini	05/10/17	7,387w					4050	0.25	2.43	0.00		2.43
Oak Crest Dr Sub Total					\$17.13				\$6.34	\$0.00	\$0.00	\$79.72
RM196 / Oak Hill Road												
73/LaBar	05/16/17	7,412w	0.14	3.31	49			0.14	1.36	0.00		4.66
73/LaBar	05/16/17	7,412w	0.14	3.31	49			0.14	1.36	0.00		4.66
73/LaBar	05/16/17	7,412w	0.14	3.31	49			0.14	1.36	0.00		4.66
73/LaBar	05/16/17	7,412w	0.14	3.31	49			0.14	1.36	0.00		4.66
73/LaBar	05/16/17	7,412w	0.14	3.31	49			0.14	1.36	0.00		4.66
Oak Hill Road Sub Total			0.68	\$16.54		\$6.78			\$0.00	\$0.00	\$0.00	\$23.32
RM197 / Oak Tavern Circle												
80/Daniels	05/08/17	7,412w	0.08	1.82	49			0.08	0.78	0.00		2.60
80/Daniels	05/08/17	7,412w	0.08	1.82	49			0.08	0.78	0.00		2.60
80/Daniels	05/08/17	7,412w	0.08	1.82	49			0.08	0.78	0.00		2.60
80/Daniels	05/08/17	7,412w	0.08	1.82	49			0.08	0.78	0.00		2.60
80/Daniels	05/08/17	7,412w	0.08	1.82	49			0.08	0.78	0.00		2.60
Oak Tavern Circle Sub Total			0.39	\$9.12		\$3.88			\$0.00	\$0.00	\$0.00	\$13.01
RM199 / Old York Rd												
80/Daniels	05/08/17	7,412w	0.08	1.82	49			0.08	0.78	0.00		2.60
80/Daniels	05/08/17	7,412w	0.08	1.82	49			0.08	0.78	0.00		2.60
80/Daniels	05/08/17	7,412w	0.08	1.82	49			0.08	0.78	0.00		2.60
80/Daniels	05/08/17	7,412w	0.08	1.82	49			0.08	0.78	0.00		2.60
80/Daniels	05/08/17	7,412w	0.08	1.82	49			0.08	0.78	0.00		2.60
80/Daniels	05/08/17	7,412w	0.08	1.82	49			0.08	0.78	0.00		2.60
80/Daniels	05/08/17	7,412w	0.08	1.82	49			0.08	0.78	0.00		2.60
80/Daniels	05/08/17	7,412w	0.08	1.82	49			0.08	0.78	0.00		2.60
80/Daniels	05/08/17	7,412w	0.08	1.82	49			0.08	0.78	0.00		2.60
80/Daniels	05/08/17	7,412w	0.08	1.82	49			0.08	0.78	0.00		2.60
80/Daniels	05/08/17	7,412w	0.08	1.82	49			0.08	0.78	0.00		2.60
80/Daniels	05/08/17	7,412w	0.08	1.82	49			0.08	0.78	0.00		2.60

2/1/2018

259

Township of Branchburg

Comprehensive Detail by Task/Location

1173 / Inlet Repair				Equipment	Eqp Hr/MI	Eqp Cost	Material	Mat Used	Mat Cost	Contractor Cost	Overhead Cost	Total
80/Daniels	05/08/17	7,412w	0.08	1.82	49					0.00		2.60
80/Daniels	05/08/17	7,412w	0.08	1.82	49					0.00		2.60
80/Daniels	05/08/17	7,412w	0.08	1.82	49					0.00		2.60
80/Daniels	05/08/17	7,412w	0.08	1.82	49					0.00		2.60
80/Daniels	05/08/17	7,412w	0.08	1.82	49					0.00		2.60
80/Daniels	05/08/17	7,412w	0.08	1.82	49					0.00		2.60
80/Daniels	05/08/17	7,412w	0.08	1.82	49					0.00		2.60
80/Daniels	05/08/17	7,412w	0.08	1.82	49					0.00		2.60
80/Daniels	05/08/17	7,412w	0.08	1.82	49					0.00		2.60
80/Daniels	05/08/17	7,412w	0.08	1.82	49					0.00		2.60
80/Daniels	05/08/17	7,412w	0.08	1.82	49					0.00		2.60
80/Daniels	05/08/17	7,412w	0.08	1.82	49					0.00		2.60
73/LaBar	08/29/17	50,109c	3.50	85.37						0.00		85.37
76/Regazzini	08/29/17	50,109c					4050	0.50	5.25	0.00		5.25
76/Regazzini	08/29/17	50,109c			36	3.50	35.00	17.00	5.95	0.00		40.95
76/Regazzini	08/29/17	50,109c					4055	0.50	3.70	0.00		3.70
76/Regazzini	08/29/17	50,109c	3.50	82.18	10	3.50	18.48	11.00	21.57	0.00		122.33
Old York Rd Sub Total			8.24	\$196.74		\$65.91			\$36.57	\$0.00	\$0.00	\$299.21
RM202 / Olive St												
24/Paustian	05/18/17	7,412w			49					0.00		1.00
24/Paustian	05/18/17	7,412w			49					0.00		1.00
59/Malanga	05/18/17	7,412w	0.10	2.83						0.00		2.83
59/Malanga	05/18/17	7,412w	0.10	2.83						0.00		2.83
Olive St Sub Total			0.20	\$5.65		\$2.00			\$0.00	\$0.00	\$0.00	\$7.65
RM203 / Omni Ct												
24/Paustian	05/18/17	7,412w			49					0.00		1.00
59/Malanga	05/18/17	7,412w	0.10	2.83						0.00		2.83
Omni Ct Sub Total			0.10	\$2.83		\$1.00			\$0.00	\$0.00	\$0.00	\$3.83
RM204 / Opie Road												
24/Paustian	05/18/17	7,412w			49					0.00		1.00
59/Malanga	05/18/17	7,412w	0.10	2.83						0.00		2.83
40/Flannery	07/19/17	7,412w	0.21	5.89	49			0.21	2.08	0.00		7.97
40/Flannery	07/19/17	7,412w	0.21	5.89	49			0.21	2.08	0.00		7.97
Opie Road Sub Total			0.52	\$14.60		\$5.17			\$0.00	\$0.00	\$0.00	\$19.77

2/1/2018

250

Comprehensive Detail by Task/Location

1173 / Inlet Repair		Labor Hrs	Labor Cost	Equipment	Eqp Hr/MI	Eqp Cost	Material	Mat Used	Mat Cost	Contractor Cost	Overhead Cost	Total
											\$0.00	
RM205 / Oriole Ln												
24/Paustian	05/20/17	7,412w	0.16	4.40	49	0.16	1.56			0.00		5.95
24/Paustian	05/20/17	7,412w	0.16	4.40	49	0.16	1.56			0.00		5.95
24/Paustian	05/20/17	7,412w	0.16	4.40	49	0.16	1.56			0.00		5.95
24/Paustian	05/20/17	7,412w	0.16	4.40	49	0.16	1.56			0.00		5.95
24/Paustian	05/20/17	7,412w	0.16	4.40	49	0.16	1.56			0.00		5.95
Oriole Ln Sub Total		0.78	\$21.98			\$7.78			\$0.00	\$0.00	\$0.00	\$29.76
RM206 / Orion Way												
73/LaBar	05/16/17	7,412w	0.14	3.31	49	0.14	1.36			0.00		4.66
73/LaBar	05/16/17	7,412w	0.14	3.31	49	0.14	1.36			0.00		4.66
Orion Way Sub Total		0.27	\$6.61			\$2.71			\$0.00	\$0.00	\$0.00	\$9.33
RM208 / Otto Rd												
24/Paustian	05/18/17	7,412w			49	0.10	1.00			0.00		1.00
24/Paustian	05/18/17	7,412w			49	0.10	1.00			0.00		1.00
24/Paustian	05/18/17	7,412w			49	0.10	1.00			0.00		1.00
24/Paustian	05/18/17	7,412w			49	0.10	1.00			0.00		1.00
24/Paustian	05/18/17	7,412w			49	0.10	1.00			0.00		1.00
59/Malanga	05/18/17	7,412w	0.10	2.83						0.00		2.83
59/Malanga	05/18/17	7,412w	0.10	2.83						0.00		2.83
59/Malanga	05/18/17	7,412w	0.10	2.83						0.00		2.83
59/Malanga	05/18/17	7,412w	0.10	2.83						0.00		2.83
59/Malanga	05/18/17	7,412w	0.10	2.83						0.00		2.83
73/LaBar	06/29/17	49,719c	2.00	48.78						0.00		48.78
76/Regazzini	06/29/17	49,719c			50	2.00	20.00			0.00		20.00
76/Regazzini	06/29/17	49,719c			10	2.00	10.56	4055	0.25	1.74		12.30
76/Regazzini	06/29/17	49,719c	2.00	46.96	30	2.00	20.00	4205	1.00	135.00		201.96
Otto Rd Sub Total		4.50	\$109.87			\$55.56			\$136.74	\$0.00	\$0.00	\$302.17
RM210 / Paddock Court												

2/1/2018

261

Comprehensive Detail by Task/Location

1173 / Inlet Repair		Labor Hrs	Labor Cost	Equipment	Eqp Hr/MI	Eqp Cost	Material	Mat Used	Mat Cost	Contractor Cost	Overhead Cost	Total
35/Yacone	05/04/17	7,412w	0.16	4.43	49	0.16	1.57			0.00		6.00
Paddock Court Sub Total		0.16	\$4.43			\$1.57			\$0.00	\$0.00	\$0.00	\$6.00
RM212 / Pamlico Path												
24/Paustian	05/02/17	7,412w	0.09	2.54	49	0.09	0.90			0.00		3.44
80/Daniels	05/02/17	7,412w	0.09	2.11						0.00		2.11
Pamlico Path Sub Total		0.18	\$4.65			\$0.90			\$0.00	\$0.00	\$0.00	\$5.55
RM213 / Parsonage Hill Dr												
40/Flannery	07/19/17	7,412w	0.21	5.89	49	0.21	2.08			0.00		7.97
40/Flannery	07/19/17	7,412w	0.21	5.89	49	0.21	2.08			0.00		7.97
Parsonage Hill Dr Sub Total		0.42	\$11.77			\$4.17			\$0.00	\$0.00	\$0.00	\$15.94
RM216 / Pine Ave												
76/Regazzini	04/04/17	8,462w			54	0.10	1.03			0.00		1.03
76/Regazzini	04/04/17	8,462w	0.10	2.41	12	0.10	0.82	4100	0.05	1.79		5.02
85/Kraus	04/04/17	8,462w	0.10	2.11						0.00		2.11
80/Daniels	05/05/17	7,412w	0.29	6.71	49	0.29	2.86			0.00		9.57
80/Daniels	05/05/17	7,412w	0.29	6.71	49	0.29	2.86			0.00		9.57
80/Daniels	05/05/17	7,412w	0.29	6.71	49	0.29	2.86			0.00		9.57
29/Whitlock	05/10/17	7,387w	1.00	28.26						0.00		28.26
76/Regazzini	05/10/17	7,387w						4050	0.25	2.43		2.43
76/Regazzini	05/10/17	7,387w			30	1.00	10.00	4050	0.09	0.55		10.55
76/Regazzini	05/10/17	7,387w						3110	0.06	0.00		0.00
76/Regazzini	05/10/17	7,387w						3010	0.13	1.02		1.02
76/Regazzini	05/10/17	7,387w			10	1.00	5.28	4038	1.63	0.54		29.30
Pine Ave Sub Total		3.06	\$76.39			\$25.70			\$6.34	\$0.00	\$0.00	\$108.43
RM219 / Plymouth Court												
24/Paustian	05/19/17	7,412w			49	0.09	0.91			0.00		0.91
73/LaBar	05/19/17	7,412w	0.09	2.22						0.00		2.22

2/1/2018

262

Township of Branchburg

Reporting Dates Year 2017

Comprehensive Detail by Task/Location

1173 / Inlet Repair		Labor Hrs		Labor Cost		Equipment		Eqp Hr/Mi		Eqp Cost		Material		Mat Used		Mat Cost		Contractor Cost		Overhead Cost		Total
Plymouth Court Sub Total		0.09		\$2.22						\$8.91						\$0.00		\$0.00		\$0.00		\$3.13
RM220 / Pohatan Lane																						
49/Flannery	07/19/17	7,412w	0.21	5.89	49		0.21	2.08				4050	0.50	5.25			0.00	0.00				7.97
73/LaBar	08/30/17	50,116c										4055	0.50	3.70			0.00	0.00				5.25
73/LaBar	08/30/17	50,116c			36		3.00	30.00				4040		11.00	21.67			0.00	0.00			33.70
73/LaBar	08/30/17	50,116c	3.00	73.17	10		3.00	15.84										0.00	0.00			110.68
76/Regazzini	08/30/17	50,116c	3.00	70.44														0.00	0.00			70.44
Pohatan Lane Sub Total		6.21		\$149.50				\$47.92						\$30.62				\$0.00		\$0.00		\$228.84
RM221 / Post Rd																						
76/Regazzini	04/04/17	8,462w	0.10	2.41	12		0.10	0.82				4100	0.05	1.79			0.00	0.00				5.02
76/Regazzini	04/04/17	8,462w	0.10	2.41	12		0.10	0.82				4100	0.05	1.79			0.00	0.00				5.02
76/Regazzini	04/04/17	8,462w	0.10	2.41	12		0.10	0.82				4100	0.05	1.79			0.00	0.00				5.02
76/Regazzini	04/04/17	8,462w	0.10	2.41	12		0.10	0.82				4100	0.05	1.79			0.00	0.00				5.02
76/Regazzini	04/04/17	8,462w			54		0.10	1.03										0.00	0.00			1.03
76/Regazzini	04/04/17	8,462w			54		0.10	1.03										0.00	0.00			1.03
76/Regazzini	04/04/17	8,462w			54		0.10	1.03										0.00	0.00			1.03
76/Regazzini	04/04/17	8,462w			54		0.10	1.03										0.00	0.00			1.03
85/Kraus	04/04/17	8,462w	0.10	2.11														0.00	0.00			2.11
85/Kraus	04/04/17	8,462w	0.10	2.11														0.00	0.00			2.11
85/Kraus	04/04/17	8,462w	0.10	2.11														0.00	0.00			2.11
85/Kraus	04/04/17	8,462w	0.10	2.11														0.00	0.00			2.11
73/LaBar	05/02/17	7,387w	2.67	65.04														0.00	0.00			65.04
73/LaBar	05/02/17	7,387w	2.67	65.04														0.00	0.00			65.04
76/Regazzini	05/02/17	7,387w			30		2.67	26.67				4040	9.33	18.20			0.00	0.00				44.87
76/Regazzini	05/02/17	7,387w			30		2.67	26.67				4040	9.33	18.20			0.00	0.00				44.87
76/Regazzini	05/02/17	7,387w	2.67	62.61	10		2.67	14.08				4038	4.67	1.54			0.00	0.00				78.23
76/Regazzini	05/02/17	7,387w	2.67	62.61	10		2.67	14.08				4038	4.67	1.54			0.00	0.00				78.23
76/Regazzini	05/02/17	7,387w										4060	0.42	2.46			0.00	0.00				2.46
76/Regazzini	05/02/17	7,387w										4060	0.42	2.46			0.00	0.00				2.46
76/Regazzini	05/02/17	7,387w										4050	0.33	3.24			0.00	0.00				3.24
76/Regazzini	05/02/17	7,387w										4050	0.33	3.24			0.00	0.00				3.24

2/1/2018

263

Township of Branchburg

Reporting Dates Year 2017

Comprehensive Detail by Task/Location

1173 / Inlet Repair		Labor Hrs		Labor Cost		Equipment		Eqp Hr/Mi		Eqp Cost		Material		Mat Used		Mat Cost		Contractor Cost		Overhead Cost		Total
70/Jennings	05/03/17	7,387w			30		2.00	20.00				3010	0.25	2.04			0.00	0.00				22.04
70/Jennings	05/03/17	7,387w										3110	0.13				0.00	0.00				0.00
70/Jennings	05/03/17	7,387w			10		2.00	10.56				4050	0.81	7.91			0.00	0.00				18.47
73/LaBar	05/03/17	7,387w	2.00	48.78													0.00	0.00				48.78
76/Regazzini	05/03/17	7,387w	2.00	46.96													0.00	0.00				46.96
29/Whitlock	05/08/17	7,387w	1.33	37.68													0.00	0.00				37.68
76/Regazzini	05/08/17	7,387w										3010	0.17	1.36			0.00	0.00				1.36
76/Regazzini	05/08/17	7,387w	1.33	31.31	10		1.33	7.04				4060	0.08	0.49			0.00	0.00				38.84
76/Regazzini	05/08/17	7,387w										3110	0.08				0.00	0.00				0.00
76/Regazzini	05/08/17	7,387w			30		1.33	13.33				4050	0.58	5.68			0.00	0.00				19.01
Post Rd Sub Total		18.15		\$438.11				\$139.81						\$75.54				\$0.00		\$0.00		\$653.46
RM222 / Preakness Circle																						
35/Yacone	05/04/17	7,412w	0.16	4.43	49		0.16	1.57									0.00	0.00				6.00
35/Yacone	05/04/17	7,412w	0.16	4.43	49		0.16	1.57									0.00	0.00				6.00
35/Yacone	05/04/17	7,412w	0.16	4.43	49		0.16	1.57									0.00	0.00				6.00
35/Yacone	05/04/17	7,412w	0.16	4.43	49		0.16	1.57									0.00	0.00				6.00
35/Yacone	05/04/17	7,412w	0.16	4.43	49		0.16	1.57									0.00	0.00				6.00
Preakness Circle Sub Total		0.78		\$22.16				\$7.84						\$0.00				\$0.00		\$0.00		\$30.01
RM227 / Ramapo Trail																						
24/Paustian	05/02/17	7,412w	0.09	2.54	49		0.09	0.90									0.00	0.00				3.44
24/Paustian	05/02/17	7,412w	0.09	2.54	49		0.09	0.90									0.00	0.00				3.44
24/Paustian	05/02/17	7,412w	0.09	2.54	49		0.09	0.90									0.00	0.00				3.44
80/Daniels	05/02/17	7,412w	0.09	2.11													0.00	0.00				2.11
80/Daniels	05/02/17	7,412w	0.09	2.11													0.00	0.00				2.11
80/Daniels	05/02/17	7,412w	0.09	2.11													0.00	0.00				2.11
Ramapo Trail Sub Total		0.54		\$13.96				\$2.70						\$0.00				\$0.00		\$0.00		\$16.65
RM228 / Rays Ct																						
24/Paustian	05/18/17	7,412w			49		0.10	1.00									0.00	0.00				1.00
24/Paustian	05/18/17	7,412w			49		0.10	1.00									0.00	0.00				1.00

2/1/2018

264

Comprehensive Detail by Task/Location

1173 / Inlet Repair				Eqp	Eqp	Mat	Mat	Contractor	Overhead	Total
	Labor Hrs	Labor Cost	Equipment	Hr/Mi	Cost	Material	Used	Cost	Cost	Cost
24/Paustian	05/18/17	7,412w		0.10	1.00					1.00
59/Malanga	05/18/17	7,412w	0.10	2.83						2.83
59/Malanga	05/18/17	7,412w	0.10	2.83						2.83
59/Malanga	05/18/17	7,412w	0.10	2.83						2.83
Rays Ct Sub Total	0.30	\$8.48			\$3.00			\$0.00		\$11.48
RM230 / Renda Drive										
24/Paustian	05/18/17	7,412w		0.10	1.00					1.00
24/Paustian	05/18/17	7,412w		0.10	1.00					1.00
24/Paustian	05/18/17	7,412w		0.10	1.00					1.00
59/Malanga	05/18/17	7,412w	0.10	2.83						2.83
59/Malanga	05/18/17	7,412w	0.10	2.83						2.83
59/Malanga	05/18/17	7,412w	0.10	2.83						2.83
Renda Drive Sub Total	0.30	\$8.48			\$3.00			\$0.00		\$11.48
RM231 / Reyna Place										
24/Paustian	05/18/17	7,412w		0.10	1.00					1.00
59/Malanga	05/18/17	7,412w	0.10	2.83						2.83
Reyna Place Sub Total	0.10	\$2.83			\$1.00			\$0.00		\$3.83
RM233 / River Rd										
59/Sternick	03/06/17	45,028c	4.00	107.36						107.36
76/Regazzini	03/06/17	45,028c	4.00	93.92	30	4.00	40.00	4050	3.00	29.19
76/Regazzini	03/06/17	45,028c			10	4.00	21.12	3010	1.00	8.16
35/Yacone	03/08/17	45,041c	1.00	28.26						28.26
59/Sternick	03/08/17	45,041c			30	1.00	10.00			10.00
59/Sternick	03/08/17	45,041c	1.00	26.84	10	1.00	5.28			32.12
76/Regazzini	03/08/17	45,041c	0.50	11.74						11.74
76/Regazzini	03/21/17	45,111c	4.00	93.92	10	4.00	21.12	4060	1.00	5.90
76/Regazzini	03/21/17	45,111c						4038	4.00	1.32
76/Regazzini	03/21/17	45,111c						4040	12.00	23.40
80/Daniels	03/21/17	45,111c	4.00	93.96						93.96

2/1/2018

265

Township of Branchburg

Comprehensive Detail by Task/Location

1173 / Inlet Repair				Eqp	Eqp	Mat	Mat	Contractor	Overhead	Total
	Labor Hrs	Labor Cost	Equipment	Hr/Mi	Cost	Material	Used	Cost	Cost	Cost
35/Yacone	05/04/17	7,412w	0.16	4.43	49	0.16	1.57			6.00
35/Yacone	05/04/17	7,412w	0.16	4.43	49	0.16	1.57			6.00
35/Yacone	05/04/17	7,412w	0.16	4.43	49	0.16	1.57			6.00
35/Yacone	05/04/17	7,412w	0.16	4.43	49	0.16	1.57			6.00
35/Yacone	05/04/17	7,412w	0.16	4.43	49	0.16	1.57			6.00
35/Yacone	05/04/17	7,412w	0.16	4.43	49	0.16	1.57			6.00
35/Yacone	05/04/17	7,412w	0.16	4.43	49	0.16	1.57			6.00
35/Yacone	05/04/17	7,412w	0.16	4.43	49	0.16	1.57			6.00
35/Yacone	05/04/17	7,412w	0.16	4.43	49	0.16	1.57			6.00
35/Yacone	05/04/17	7,412w	0.16	4.43	49	0.16	1.57			6.00
35/Yacone	05/04/17	7,412w	0.16	4.43	49	0.16	1.57			6.00
35/Yacone	05/04/17	7,412w	0.16	4.43	49	0.16	1.57			6.00
35/Yacone	05/04/17	7,412w	0.16	4.43	49	0.16	1.57			6.00
35/Yacone	05/04/17	7,412w	0.16	4.43	49	0.16	1.57			6.00
35/Yacone	05/04/17	7,412w	0.16	4.43	49	0.16	1.57			6.00
35/Yacone	05/04/17	7,412w	0.16	4.43	49	0.16	1.57			6.00
35/Yacone	05/04/17	7,412w	0.16	4.43	49	0.16	1.57			6.00
River Rd Sub Total	21.32	\$538.79						\$67.97		\$729.52
RM234 / Robbins Rd										
80/Daniels	05/08/17	7,412w	0.08	1.82	49	0.08	0.78			2.60
80/Daniels	05/08/17	7,412w	0.08	1.82	49	0.08	0.78			2.60
80/Daniels	05/08/17	7,412w	0.08	1.82	49	0.08	0.78			2.60
80/Daniels	05/08/17	7,412w	0.08	1.82	49	0.08	0.78			2.60
Robbins Rd Sub Total	0.31	\$7.30						\$0.00		\$10.40
RM235 / Rolland Drive										
35/Yacone	05/04/17	7,412w	0.16	4.43	49	0.16	1.57			6.00
35/Yacone	05/04/17	7,412w	0.16	4.43	49	0.16	1.57			6.00
35/Yacone	05/04/17	7,412w	0.16	4.43	49	0.16	1.57			6.00
35/Yacone	05/04/17	7,412w	0.16	4.43	49	0.16	1.57			6.00
35/Yacone	05/04/17	7,412w	0.16	4.43	49	0.16	1.57			6.00

2/1/2018

266

Comprehensive Detail by Task/Location

1173 / Inlet Repair												
	Labor Hrs	Labor Cost	Equipment	Eqp Hr/MI	Eqp Cost	Material	Mat Used	Mat Cost	Contractor Cost	Overhead Cost	Total	
Rolland Drive Sub Total	0.78	\$22.16			\$7.84			\$0.00	\$0.00	\$0.00	\$30.01	
RM237 / Ronan Way												
73/LaBar	05/16/17	7,412w	0.14	3.31	49	0.14	1.36		0.00		4.66	
73/LaBar	05/16/17	7,412w	0.14	3.31	49	0.14	1.36		0.00		4.66	
73/LaBar	05/16/17	7,412w	0.14	3.31	49	0.14	1.36		0.00		4.66	
73/LaBar	05/16/17	7,412w	0.14	3.31	49	0.14	1.36		0.00		4.66	
24/Paustian	05/18/17	7,412w			49	0.10	1.00		0.00		1.00	
24/Paustian	05/18/17	7,412w			49	0.10	1.00		0.00		1.00	
24/Paustian	05/18/17	7,412w			49	0.10	1.00		0.00		1.00	
59/Malanga	05/18/17	7,412w	0.10	2.83					0.00		2.83	
59/Malanga	05/18/17	7,412w	0.10	2.83					0.00		2.83	
59/Malanga	05/18/17	7,412w	0.10	2.83					0.00		2.83	
Ronan Way Sub Total	0.84	\$21.71			\$8.42			\$0.00	\$0.00	\$0.00	\$30.13	
RM239 / Round Hill Rd												
70/Jennings	03/27/17	46,138c	1.50	36.59					0.00		36.59	
76/Regazzini	03/27/17	46,138c	1.50	35.22	10	1.50	7.92		0.00		43.14	
76/Regazzini	03/27/17	46,138c			6	1.50	15.00		0.00		15.00	
24/Paustian	05/20/17	7,412w	0.16	4.40	49	0.16	1.56		0.00		5.95	
Round Hill Rd Sub Total	3.16	\$76.20			\$24.48			\$0.00	\$0.00	\$0.00	\$100.68	
RM243 / Salem Ct												
80/Daniels	05/08/17	7,412w	0.08	1.82	49	0.08	0.78		0.00		2.60	
80/Daniels	05/08/17	7,412w	0.08	1.82	49	0.08	0.78		0.00		2.60	
Salem Ct Sub Total	0.16	\$3.65			\$1.55			\$0.00	\$0.00	\$0.00	\$5.20	
RM244 / Samson Court												
24/Paustian	05/02/17	7,412w	0.09	2.54	49	0.09	0.90		0.00		3.44	
80/Daniels	05/02/17	7,412w	0.09	2.11					0.00		2.11	

Comprehensive Detail by Task/Location

1173 / Inlet Repair												
	Labor Hrs	Labor Cost	Equipment	Eqp Hr/MI	Eqp Cost	Material	Mat Used	Mat Cost	Contractor Cost	Overhead Cost	Total	
Samson Court Sub Total	0.18	\$4.65			\$0.00			\$0.00	\$0.00	\$0.00	\$5.55	
RM247 / Settlers Court												
24/Paustian	05/02/17	7,412w	0.09	2.54	49	0.09	0.90		0.00		3.44	
80/Daniels	05/02/17	7,412w	0.09	2.11					0.00		2.11	
24/Paustian	05/18/17	7,412w			49	0.10	1.00		0.00		1.00	
24/Paustian	05/18/17	7,412w			49	0.10	1.00		0.00		1.00	
59/Malanga	05/18/17	7,412w	0.10	2.83					0.00		2.83	
59/Malanga	05/18/17	7,412w	0.10	2.83					0.00		2.83	
Settlers Court Sub Total	0.38	\$10.30			\$2.90			\$0.00	\$0.00	\$0.00	\$13.20	
RM249 / Shaffer Street												
40/Flannery	07/19/17	7,412w	0.21	5.89	49	0.21	2.08		0.00		7.97	
40/Flannery	07/19/17	7,412w	0.21	5.89	49	0.21	2.08		0.00		7.97	
Shaffer Street Sub Total	0.42	\$11.77			\$4.17			\$0.00	\$0.00	\$0.00	\$15.94	
RM251 / Sharon Ave.												
80/Daniels	05/08/17	7,412w	0.08	1.82	49	0.08	0.78		0.00		2.60	
80/Daniels	05/08/17	7,412w	0.08	1.82	49	0.08	0.78		0.00		2.60	
Sharon Ave. Sub Total	0.16	\$3.65			\$1.55			\$0.00	\$0.00	\$0.00	\$5.20	
RM253 / Shoshoni Way												
24/Paustian	05/02/17	7,412w	0.09	2.54	49	0.09	0.90		0.00		3.44	
24/Paustian	05/02/17	7,412w	0.09	2.54	49	0.09	0.90		0.00		3.44	
80/Daniels	05/02/17	7,412w	0.09	2.11					0.00		2.11	
80/Daniels	05/02/17	7,412w	0.09	2.11					0.00		2.11	
Shoshoni Way Sub Total	0.36	\$9.30			\$1.80			\$0.00	\$0.00	\$0.00	\$11.10	
RM254 / Sioux Ln												
24/Paustian	05/02/17	7,412w	0.09	2.54	49	0.09	0.90		0.00		3.44	

Township of Branchburg

Reporting Dates Year 2017

Comprehensive Detail by Task/Location

1173 / Inlet Repair					Equipment	Eqp Hr/MI	Eqp Cost	Material	Mat Used	Mat Cost	Contractor Cost	Overhead Cost	Total
80/Daniels	05/02/17	7,412w	0.09	2.11							0.00		2.11
Slouk Ln Sub Total			0.18	\$4.65						\$0.00		\$0.00	\$5.55
RM257 / South Horizon Way													
24/Paustian	05/18/17	7,412w			49	0.10	1.00				0.00		1.00
24/Paustian	05/18/17	7,412w			49	0.10	1.00				0.00		1.00
24/Paustian	05/18/17	7,412w			49	0.10	1.00				0.00		1.00
59/Malanga	05/18/17	7,412w	0.10	2.83							0.00		2.83
59/Malanga	05/18/17	7,412w	0.10	2.83							0.00		2.83
59/Malanga	05/18/17	7,412w	0.10	2.83							0.00		2.83
South Horizon Way Sub Total			0.30	\$8.48			\$3.00			\$0.00		\$0.00	\$11.48
RM259 / Starling Dr													
24/Paustian	05/20/17	7,412w	0.16	4.40	49	0.16	1.56				0.00		5.95
Starling Dr Sub Total			0.16	\$4.40			\$1.56			\$0.00		\$0.00	\$5.95
RM262 / Stony Brook Rd (river To Marlan School)													
80/Daniels	05/08/17	7,412w	0.08	1.82	49	0.08	0.78				0.00		2.60
Stony Brook Rd (river To Marlan Sc			0.08	\$1.82			\$0.78			\$0.00		\$0.00	\$2.60
RM263 / Stony Brook Rd.													
80/Daniels	05/08/17	7,412w	0.08	1.82	49	0.08	0.78				0.00		2.60
80/Daniels	05/08/17	7,412w	0.08	1.82	49	0.08	0.78				0.00		2.60
80/Daniels	05/08/17	7,412w	0.08	1.82	49	0.08	0.78				0.00		2.60
80/Daniels	05/08/17	7,412w	0.08	1.82	49	0.08	0.78				0.00		2.60
Stony Brook Rd. Sub Total			0.31	\$7.30			\$3.11			\$0.00		\$0.00	\$10.40
RM264 / Stratford Lane													
80/Daniels	05/08/17	7,412w	0.08	1.82	49	0.08	0.78				0.00		2.60

2/1/2018

269

Township of Branchburg

Reporting Dates Year 2017

Comprehensive Detail by Task/Location

1173 / Inlet Repair					Equipment	Eqp Hr/MI	Eqp Cost	Material	Mat Used	Mat Cost	Contractor Cost	Overhead Cost	Total
80/Daniels	05/08/17	7,412w	0.08	1.82	49	0.08	0.78				0.00		2.60
24/Paustian	07/19/17	49,838c	7.00	197.82				4050	1.00	10.43	0.00		197.82
76/Regazzini	07/19/17	49,838c						4040	24.00	47.28	0.00		10.43
76/Regazzini	07/19/17	49,838c	7.00	164.36	10	7.00	36.96	4055	1.00	6.95	0.00		248.60
76/Regazzini	07/19/17	49,838c						4038	18.00	6.30	0.00		6.95
76/Regazzini	07/19/17	49,838c			36	7.00	70.00	3010	0.20	1.63	0.00		76.30
76/Regazzini	07/19/17	49,838c						3110	0.20	0.00	0.00		1.63
76/Regazzini	07/19/17	49,838c							0.20	0.00	0.00		0.00
Stratford Lane Sub Total			14.16	\$365.83			\$108.51			\$72.59	\$0.00	\$0.00	\$546.93
RM265 / Strawberry Hill Rd													
35/Yacone	04/06/17	46,182c	4.00	113.04				4038	2.00	0.56	0.00		113.04
76/Regazzini	04/06/17	46,182c			30	4.00	40.00	4058	1.00	5.49	0.00		40.66
76/Regazzini	04/06/17	46,182c						4040	1.00	1.95	0.00		5.49
76/Regazzini	04/06/17	46,182c	4.00	93.92	10	4.00	21.12				0.00		116.99
35/Yacone	05/04/17	7,412w	0.16	4.43	49	0.16	1.57				0.00		6.00
Strawberry Hill Rd Sub Total			8.16	\$211.39			\$62.69			\$8.10	\$0.00	\$0.00	\$282.18
RM271 / Sunrise Way													
24/Paustian	05/18/17	7,412w			49	0.10	1.00				0.00		1.00
59/Malanga	05/18/17	7,412w	0.10	2.83							0.00		2.83
40/Flannery	07/19/17	7,412w	0.21	5.89	49	0.21	2.08				0.00		7.97
Sunrise Way Sub Total			0.31	\$8.71			\$3.08			\$0.00	\$0.00	\$0.00	\$11.80
RM273 / Susquehanna Trail													
24/Paustian	05/02/17	7,412w	0.09	2.54	49	0.09	0.90				0.00		3.44
24/Paustian	05/02/17	7,412w	0.09	2.54	49	0.09	0.90				0.00		3.44
24/Paustian	05/02/17	7,412w	0.09	2.54	49	0.09	0.90				0.00		3.44
80/Daniels	05/02/17	7,412w	0.09	2.11							0.00		2.11
80/Daniels	05/02/17	7,412w	0.09	2.11							0.00		2.11
80/Daniels	05/02/17	7,412w	0.09	2.11							0.00		2.11

2/1/2018

270

Comprehensive Detail by Task/Location

1173 / Inlet Repair		Labor Hrs	Labor Cost	Equipment	Eqp Hrs/MI	Eqp Cost	Material	Mat Used	Mat Cost	Contractor Cost	Overhead Cost	Total
Susquehanna Trail Sub Total		0.54	\$13.95			\$2.70			\$6.00	\$0.00	\$6.00	\$16.65
RM275 / Tamarack Drive												
73/LaBar	05/16/17	7,412w	0.14	3.31	49	0.14	1.36			0.00		4.66
73/LaBar	05/16/17	7,412w	0.14	3.31	49	0.14	1.36			0.00		4.66
73/LaBar	05/16/17	7,412w	0.14	3.31	49	0.14	1.36			0.00		4.66
73/LaBar	05/16/17	7,412w	0.14	3.31	49	0.14	1.36			0.00		4.66
73/LaBar	05/16/17	7,412w	0.14	3.31	49	0.14	1.36			0.00		4.66
73/LaBar	05/16/17	7,412w	0.14	3.31	49	0.14	1.36			0.00		4.66
73/LaBar	05/16/17	7,412w	0.14	3.31	49	0.14	1.36			0.00		4.66
73/LaBar	05/16/17	7,412w	0.14	3.31	49	0.14	1.36			0.00		4.66
73/LaBar	05/16/17	7,412w	0.14	3.31	49	0.14	1.36			0.00		4.66
Tamarack Drive Sub Total		1.36	\$33.07			\$13.56			\$0.00	\$0.00	\$0.00	\$46.63
RM277 / Tecumseh Trail												
40/Flannery	07/19/17	7,412w	0.21	5.89	49	0.21	2.08			0.00		7.97
24/Paustian	07/20/17	49,842c	1.00	28.26						0.00		28.26
76/Regazzini	07/20/17	49,842c	1.00	23.48	10	1.00	5.28	1025	0.50	11.38	0.00	40.14
76/Regazzini	07/20/17	49,842c			36	1.00	10.00	1053	0.25	0.33	0.00	10.33
Tecumseh Trail Sub Total		2.21	\$57.63			\$17.36			\$11.71	\$0.00	\$0.00	\$86.70
RM278 / Thoroughbred Dr												
35/Yacone	05/04/17	7,412w	0.16	4.43	49	0.16	1.57			0.00		6.00
35/Yacone	05/04/17	7,412w	0.16	4.43	49	0.16	1.57			0.00		6.00
35/Yacone	05/04/17	7,412w	0.16	4.43	49	0.16	1.57			0.00		6.00
35/Yacone	05/04/17	7,412w	0.16	4.43	49	0.16	1.57			0.00		6.00
35/Yacone	05/04/17	7,412w	0.16	4.43	49	0.16	1.57			0.00		6.00
35/Yacone	05/04/17	7,412w	0.16	4.43	49	0.16	1.57			0.00		6.00
Thoroughbred Dr Sub Total		0.94	\$26.60			\$9.41			\$0.00	\$0.00	\$0.00	\$36.01
RM280 / Tuscarora Trail												

2/1/2018

271

Township of Branchburg

Comprehensive Detail by Task/Location

1173 / Inlet Repair		Labor Hrs	Labor Cost	Equipment	Eqp Hrs/MI	Eqp Cost	Material	Mat Used	Mat Cost	Contractor Cost	Overhead Cost	Total
24/Paustian	05/02/17	7,412w	0.09	2.54	49	0.09	0.90			0.00		3.44
24/Paustian	05/02/17	7,412w	0.09	2.54	49	0.09	0.90			0.00		3.44
80/Daniels	05/02/17	7,412w	0.09	2.11						0.00		2.11
80/Daniels	05/02/17	7,412w	0.09	2.11						0.00		2.11
Tuscarora Trail Sub Total		0.36	\$9.30			\$1.80			\$0.00	\$0.00	\$0.00	\$11.10
RM281 / Twin Pines Lane												
73/LaBar	05/15/17	7,412w	0.11	2.71	49	0.11	1.11			0.00		3.82
73/LaBar	05/15/17	7,412w	0.11	2.71	49	0.11	1.11			0.00		3.82
73/LaBar	05/15/17	7,412w	0.11	2.71	49	0.11	1.11			0.00		3.82
73/LaBar	05/15/17	7,412w	0.11	2.71	49	0.11	1.11			0.00		3.82
73/LaBar	05/15/17	7,412w	0.11	2.71	49	0.11	1.11			0.00		3.82
73/LaBar	05/15/17	7,412w	0.11	2.71	49	0.11	1.11			0.00		3.82
73/LaBar	05/15/17	7,412w	0.11	2.71	49	0.11	1.11			0.00		3.82
73/LaBar	05/15/17	7,412w	0.11	2.71	49	0.11	1.11			0.00		3.82
73/LaBar	05/15/17	7,412w	0.11	2.71	49	0.11	1.11			0.00		3.82
73/LaBar	05/15/17	7,412w	0.11	2.71	49	0.11	1.11			0.00		3.82
73/LaBar	05/15/17	7,412w	0.11	2.71	49	0.11	1.11			0.00		3.82
76/Regazzini	10/17/17	51,304c						4050	0.50	5.25	0.00	5.25
76/Regazzini	10/17/17	51,304c						3110	0.25	0.00	0.00	0.00
76/Regazzini	10/17/17	51,304c						3010	0.25	3.00	0.00	3.00
76/Regazzini	10/17/17	51,304c	3.00	70.44	10	3.00	15.84	4040	12.00	23.54	0.00	109.92
76/Regazzini	10/17/17	51,304c						4055	1.00	7.40	0.00	7.40
76/Regazzini	10/17/17	51,304c						4038	8.00	2.80	0.00	32.80
76/Regazzini	10/17/17	51,304c									0.00	51.77
84/Kidd	10/17/17	51,304c	3.00	61.77								
Twin Pines Lane Sub Total		7.33	\$164.73			\$59.17			\$42.09	\$0.00	\$0.00	\$265.99
RM282 / Vail Terrace												
35/Yacone	05/04/17	7,412w	0.16	4.43	49	0.16	1.57			0.00		6.00
35/Yacone	05/04/17	7,412w	0.16	4.43	49	0.16	1.57			0.00		6.00
Vail Terrace Sub Total		0.31	\$8.87			\$3.14			\$0.00	\$0.00	\$0.00	\$12.00

2/1/2018

272

Township of Branchburg

Reporting Dates Year 2017

Comprehensive Detail by Task/Location

1173 / Inlet Repair		Labor Hrs	Labor Cost	Equipment	Eqp Hr/MI	Eqp Cost	Material	Mat Used	Mat Cost	Contractor Cost	Overhead Cost	Total
											\$0.00	
RM283 / Van Arsdale Dr												
73/LaBar	05/15/17	7,412w	0.11	2.71	49	0.11	1.11			0.00		3.82
73/LaBar	05/15/17	7,412w	0.11	2.71	49	0.11	1.11			0.00		3.82
Van Arsdale Dr Sub Total		0.22	\$5.42			\$2.22			\$0.00	\$0.00	\$0.00	\$7.64
RM285 / Vanderver Ave												
24/Paustian	05/02/17	7,412w	0.09	2.54	49	0.09	0.90			0.00		3.44
80/Daniels	05/02/17	7,412w	0.09	2.11						0.00		2.11
Vanderver Ave Sub Total		0.18	\$4.65			\$0.90			\$0.00	\$0.00	\$0.00	\$5.55
RM287 / Village Way												
24/Paustian	05/02/17	7,412w	0.09	2.54	49	0.09	0.90			0.00		3.44
24/Paustian	05/02/17	7,412w	0.09	2.54	49	0.09	0.90			0.00		3.44
24/Paustian	05/02/17	7,412w	0.09	2.54	49	0.09	0.90			0.00		3.44
24/Paustian	05/02/17	7,412w	0.09	2.54	49	0.09	0.90			0.00		3.44
24/Paustian	05/02/17	7,412w	0.09	2.54	49	0.09	0.90			0.00		3.44
24/Paustian	05/02/17	7,412w	0.09	2.54	49	0.09	0.90			0.00		3.44
24/Paustian	05/02/17	7,412w	0.09	2.54	49	0.09	0.90			0.00		3.44
24/Paustian	05/02/17	7,412w	0.09	2.54	49	0.09	0.90			0.00		3.44
80/Daniels	05/02/17	7,412w	0.09	2.11						0.00		2.11
80/Daniels	05/02/17	7,412w	0.09	2.11						0.00		2.11
80/Daniels	05/02/17	7,412w	0.09	2.11						0.00		2.11
80/Daniels	05/02/17	7,412w	0.09	2.11						0.00		2.11
80/Daniels	05/02/17	7,412w	0.09	2.11						0.00		2.11
80/Daniels	05/02/17	7,412w	0.09	2.11						0.00		2.11
80/Daniels	05/02/17	7,412w	0.09	2.11						0.00		2.11
80/Daniels	05/02/17	7,412w	0.09	2.11						0.00		2.11
Village Way Sub Total		1.26	\$32.56			\$6.29			\$0.00	\$0.00	\$0.00	\$38.85
RM288 / Vollers Drive												
76/Regazzini	04/04/17	8,462w			54	0.10	1.03			0.00		1.03
76/Regazzini	04/04/17	8,462w			54	0.10	1.03			0.00		1.03
76/Regazzini	04/04/17	8,462w			54	0.10	1.03			0.00		1.03

2/1/2018

273

Township of Branchburg

Reporting Dates Year 2017

Comprehensive Detail by Task/Location

1173 / Inlet Repair		Labor Hrs	Labor Cost	Equipment	Eqp Hr/MI	Eqp Cost	Material	Mat Used	Mat Cost	Contractor Cost	Overhead Cost	Total
76/Regazzini	04/04/17	8,462w	0.10	2.41	12	0.10	0.82	4100	0.05	1.79	0.00	5.02
76/Regazzini	04/04/17	8,462w	0.10	2.41	12	0.10	0.82	4100	0.05	1.79	0.00	5.02
76/Regazzini	04/04/17	8,462w	0.10	2.41	12	0.10	0.82	4100	0.05	1.79	0.00	5.02
85/Kraus	04/04/17	8,462w	0.10	2.11						0.00		2.11
85/Kraus	04/04/17	8,462w	0.10	2.11						0.00		2.11
85/Kraus	04/04/17	8,462w	0.10	2.11						0.00		2.11
29/Whitlock	05/08/17	7,387w	1.33	37.68						0.00		37.68
29/Whitlock	05/08/17	7,387w	1.33	37.68						0.00		37.68
29/Whitlock	05/08/17	7,387w	1.33	37.68						0.00		37.68
76/Regazzini	05/08/17	7,387w			30	1.33	13.33	4050	0.58	5.68	0.00	19.01
76/Regazzini	05/08/17	7,387w			30	1.33	13.33	4050	0.58	5.68	0.00	19.01
76/Regazzini	05/08/17	7,387w			30	1.33	13.33	4050	0.58	5.68	0.00	19.01
76/Regazzini	05/08/17	7,387w						3010	0.17	1.36	0.00	1.36
76/Regazzini	05/08/17	7,387w						3010	0.17	1.36	0.00	1.36
76/Regazzini	05/08/17	7,387w						3010	0.17	1.36	0.00	1.36
76/Regazzini	05/08/17	7,387w	1.33	31.31	10	1.33	7.04	4050	0.08	0.49	0.00	38.84
76/Regazzini	05/08/17	7,387w	1.33	31.31	10	1.33	7.04	4050	0.08	0.49	0.00	38.84
76/Regazzini	05/08/17	7,387w	1.33	31.31	10	1.33	7.04	4050	0.08	0.49	0.00	38.84
76/Regazzini	05/08/17	7,387w						3110	0.08	0.00	0.00	0.00
76/Regazzini	05/08/17	7,387w						3110	0.08	0.00	0.00	0.00
76/Regazzini	05/08/17	7,387w						3110	0.08	0.00	0.00	0.00
24/Paustian	07/21/17	49,846c	1.00	28.26						0.00		28.26
76/Regazzini	07/21/17	49,846c	1.00	23.48	10	1.00	5.28	4050	0.25	2.62	0.00	31.38
76/Regazzini	07/21/17	49,846c			36	1.00	10.00	4038	8.00	2.80	0.00	12.80
Vollers Drive Sub Total		10.62	\$272.26			\$81.94			\$33.39	\$0.00	\$0.00	\$387.59
RM289 / Walnut Dr												
76/Regazzini	04/04/17	8,462w	0.10	2.41	12	0.10	0.82	4100	0.05	1.79	0.00	5.02
76/Regazzini	04/04/17	8,462w	0.10	2.41	12	0.10	0.82	4100	0.05	1.79	0.00	5.02
76/Regazzini	04/04/17	8,462w	0.10	2.41	12	0.10	0.82	4100	0.05	1.79	0.00	5.02
76/Regazzini	04/04/17	8,462w			54	0.10	1.03			0.00		1.03
76/Regazzini	04/04/17	8,462w			54	0.10	1.03			0.00		1.03
76/Regazzini	04/04/17	8,462w			54	0.10	1.03			0.00		1.03
85/Kraus	04/04/17	8,462w	0.10	2.11						0.00		2.11
85/Kraus	04/04/17	8,462w	0.10	2.11						0.00		2.11

2/1/2018

274

Comprehensive Detail by Task/Location

1173 / Inlet Repair				Equipment	Eqp Hr/MI	Eqp Cost	Material	Mat Used	Mat Cost	Contractor Cost	Overhead Cost	Total
Labor Hrs	Labor Cost											
85/Kraus	04/04/17	8,462w	0.10	2.11						0.00		2.11
80/Daniels	05/05/17	7,412w	0.29	6.71	49	0.29	2.86			0.00		9.57
80/Daniels	05/05/17	7,412w	0.29	6.71	49	0.29	2.86			0.00		9.57
80/Daniels	05/05/17	7,412w	0.29	6.71	49	0.29	2.86			0.00		9.57
80/Daniels	05/05/17	7,412w	0.29	6.71	49	0.29	2.86			0.00		9.57
29/Whitlock	05/10/17	7,387w	1.00	28.26						0.00		28.26
29/Whitlock	05/10/17	7,387w	1.00	28.26						0.00		28.26
29/Whitlock	05/10/17	7,387w	1.00	28.26						0.00		28.26
76/Regazzini	05/10/17	7,387w					3110	0.06		0.00		0.06
76/Regazzini	05/10/17	7,387w			30	1.00	10.00	4060	0.09	0.55	0.00	10.55
76/Regazzini	05/10/17	7,387w			30	1.00	10.00	4060	0.09	0.55	0.00	10.55
76/Regazzini	05/10/17	7,387w						4060	0.06	0.00		0.06
76/Regazzini	05/10/17	7,387w						3110	0.06	0.00		0.06
76/Regazzini	05/10/17	7,387w						3110	0.13	1.02	0.00	1.02
76/Regazzini	05/10/17	7,387w						3010	0.13	1.02	0.00	1.02
76/Regazzini	05/10/17	7,387w						3010	0.13	1.02	0.00	1.02
76/Regazzini	05/10/17	7,387w						3010	0.13	1.02	0.00	1.02
76/Regazzini	05/10/17	7,387w	1.00	23.48	10	1.00	5.28	4038	1.63	0.54	0.00	29.30
76/Regazzini	05/10/17	7,387w	1.00	23.48	10	1.00	5.28	4038	1.63	0.54	0.00	29.30
76/Regazzini	05/10/17	7,387w	1.00	23.48	10	1.00	5.28	4038	1.63	0.54	0.00	29.30
76/Regazzini	05/10/17	7,387w						4050	0.25	2.43	0.00	2.43
76/Regazzini	05/10/17	7,387w						4050	0.25	2.43	0.00	2.43
76/Regazzini	05/10/17	7,387w						4050	0.25	2.43	0.00	2.43
Walnut Dr Sub Total			7.76	\$195.63					\$19.01	\$0.00	\$0.00	\$277.44
RM290 / Watchung Trail				Equipment	Eqp Hr/MI	Eqp Cost	Material	Mat Used	Mat Cost	Contractor Cost	Overhead Cost	Total
24/Paustian	05/02/17	7,412w	0.09	2.54	49	0.09	0.90			0.00		3.44
80/Daniels	05/02/17	7,412w	0.09	2.11						0.00		2.11
Watchung Trail Sub Total			0.18	\$4.65					\$0.00	\$0.00	\$0.00	\$5.55
RM291 / West County Dr				Equipment	Eqp Hr/MI	Eqp Cost	Material	Mat Used	Mat Cost	Contractor Cost	Overhead Cost	Total
35/Yacone	05/04/17	7,412w	0.16	4.43	49	0.16	1.57			0.00		6.00
35/Yacone	05/04/17	7,412w	0.16	4.43	49	0.16	1.57			0.00		6.00

Township of Branchburg

Comprehensive Detail by Task/Location

1173 / Inlet Repair				Equipment	Eqp Hr/MI	Eqp Cost	Material	Mat Used	Mat Cost	Contractor Cost	Overhead Cost	Total
Labor Hrs	Labor Cost											
35/Yacone	05/04/17	7,412w	0.16	4.43	49	0.16	1.57			0.00		6.00
West County Dr Sub Total			0.47	\$13.30					\$4.71	\$0.00	\$0.00	\$18.00
RM296 / Whiton Rd				Equipment	Eqp Hr/MI	Eqp Cost	Material	Mat Used	Mat Cost	Contractor Cost	Overhead Cost	Total
24/Paustian	05/18/17	7,412w	0.10	2.83	49	0.10	1.00			0.00		1.00
59/Malunga	05/18/17	7,412w	0.10	2.83						0.00		2.83
Whiton Rd Sub Total			0.10	\$2.83					\$0.00	\$0.00	\$0.00	\$3.83
RM297 / Wind Mill Way				Equipment	Eqp Hr/MI	Eqp Cost	Material	Mat Used	Mat Cost	Contractor Cost	Overhead Cost	Total
76/Regazzini	04/04/17	8,462w			54	0.10	1.03			0.00		1.03
76/Regazzini	04/04/17	8,462w			54	0.10	1.03			0.00		1.03
76/Regazzini	04/04/17	8,462w	0.10	2.41	12	0.10	0.82	4100	0.05	1.79	0.00	5.02
76/Regazzini	04/04/17	8,462w	0.10	2.41	12	0.10	0.82	4100	0.05	1.79	0.00	5.02
76/Regazzini	04/04/17	8,462w	0.10	2.11						0.00		2.11
85/Kraus	04/04/17	8,462w	0.10	2.11						0.00		2.11
85/Kraus	04/04/17	8,462w	0.10	2.11						0.00		2.11
29/Whitlock	05/10/17	7,387w	1.00	28.26						0.00		28.26
76/Regazzini	05/10/17	7,387w					4050	0.25	2.43	0.00		2.43
76/Regazzini	05/10/17	7,387w	1.00	23.48	10	1.00	5.28	4038	1.63	0.54	0.00	29.30
76/Regazzini	05/10/17	7,387w						3110	0.06	0.00		0.06
76/Regazzini	05/10/17	7,387w			30	1.00	10.00	4060	0.09	0.55	0.00	10.55
76/Regazzini	05/10/17	7,387w						3010	0.13	1.02	0.00	1.02
76/Regazzini	05/10/17	7,387w						3010	0.13	1.02	0.00	1.02
73/LaBar	05/11/17	7,387w	3.00	73.17	10	3.00	15.84	4050	0.50	4.87	0.00	91.15
76/Regazzini	05/11/17	7,387w	3.00	70.44	10	3.00	15.84	4050	0.50	4.87	0.00	91.15
76/Regazzini	05/11/17	7,387w						3110	0.06	0.00		0.06
76/Regazzini	05/11/17	7,387w			30	1.00	10.00	4060	0.09	0.55	0.00	10.55
76/Regazzini	05/11/17	7,387w						3010	0.13	1.02	0.00	1.02
24/Paustian	05/19/17	7,412w	0.09	2.22	49	0.09	0.91			0.00		2.22
24/Paustian	05/19/17	7,412w	0.09	2.22	49	0.09	0.91			0.00		2.22
24/Paustian	05/19/17	7,412w	0.09	2.22	49	0.09	0.91			0.00		2.22
24/Paustian	05/19/17	7,412w	0.09	2.22	49	0.09	0.91			0.00		2.22
73/LaBar	05/19/17	7,412w	0.09	2.22						0.00		2.22
73/LaBar	05/19/17	7,412w	0.09	2.22						0.00		2.22
73/LaBar	05/19/17	7,412w	0.09	2.22						0.00		2.22
Wind Mill Way Sub Total			8.68	\$211.04					\$15.04	\$0.00	\$0.00	\$293.82

Comprehensive Detail by Task/Location

1173 / Inlet Repair		Labor Hrs	Labor Cost	Equipment	Eqp Hr/Ml	Eqp Cost	Material	Mat Used	Mat Cost	Contractor Cost	Overhead Cost	Total
											\$0.00	
RM298 / Windy Willow Way												
80/Daniels	05/08/17	7,412w	0.08	1.82	49	0.08	0.78			0.00		2.60
80/Daniels	05/08/17	7,412w	0.08	1.82	49	0.08	0.78			0.00		2.60
80/Daniels	05/08/17	7,412w	0.08	1.82	49	0.08	0.78			0.00		2.60
80/Daniels	05/08/17	7,412w	0.08	1.82	49	0.08	0.78			0.00		2.60
80/Daniels	05/08/17	7,412w	0.08	1.82	49	0.08	0.78			0.00		2.60
80/Daniels	05/08/17	7,412w	0.08	1.82	49	0.08	0.78			0.00		2.60
80/Daniels	05/08/17	7,412w	0.08	1.82	49	0.08	0.78			0.00		2.60
80/Daniels	05/08/17	7,412w	0.08	1.82	49	0.08	0.78			0.00		2.60
80/Daniels	05/08/17	7,412w	0.08	1.82	49	0.08	0.78			0.00		2.60
80/Daniels	05/08/17	7,412w	0.08	1.82	49	0.08	0.78			0.00		2.60
80/Daniels	05/08/17	7,412w	0.08	1.82	49	0.08	0.78			0.00		2.60
80/Daniels	05/08/17	7,412w	0.08	1.82	49	0.08	0.78			0.00		2.60
80/Daniels	05/08/17	7,412w	0.08	1.82	49	0.08	0.78			0.00		2.60
80/Daniels	05/08/17	7,412w	0.08	1.82	49	0.08	0.78			0.00		2.60
80/Daniels	05/08/17	7,412w	0.08	1.82	49	0.08	0.78			0.00		2.60
80/Daniels	05/08/17	7,412w	0.08	1.82	49	0.08	0.78			0.00		2.60
Windy Willow Way Sub Total		1.09	\$25.54			\$10.87			\$0.00	\$0.00	\$0.00	\$36.42
RM299 / Winfield Terrace												
73/LaBar	05/16/17	7,412w	0.14	3.31	49	0.14	1.36			0.00		4.66
73/LaBar	05/16/17	7,412w	0.14	3.31	49	0.14	1.36			0.00		4.66
73/LaBar	05/16/17	7,412w	0.14	3.31	49	0.14	1.36			0.00		4.66
73/LaBar	05/16/17	7,412w	0.14	3.31	49	0.14	1.36			0.00		4.66
Winfield Terrace Sub Total		0.54	\$13.23			\$5.42			\$0.00	\$0.00	\$0.00	\$18.65
RM300 / Winthrop Dr												
35/Yacone	05/04/17	7,412w	0.16	4.43	49	0.16	1.57			0.00		6.00
35/Yacone	05/04/17	7,412w	0.16	4.43	49	0.16	1.57			0.00		6.00
35/Yacone	05/04/17	7,412w	0.16	4.43	49	0.16	1.57			0.00		6.00
Winthrop Dr Sub Total		0.47	\$13.30			\$4.71			\$0.00	\$0.00	\$0.00	\$18.00
RM302 / Woodside Lane												

2/1/2018

277

Comprehensive Detail by Task/Location

1173 / Inlet Repair		Labor Hrs	Labor Cost	Equipment	Eqp Hr/Ml	Eqp Cost	Material	Mat Used	Mat Cost	Contractor Cost	Overhead Cost	Total	
											0.00		2.60
80/Daniels	05/08/17	7,412w	0.08	1.82	49	0.08	0.78			0.00		2.60	
80/Daniels	05/08/17	7,412w	0.08	1.82	49	0.08	0.78			0.00		2.60	
80/Daniels	05/08/17	7,412w	0.08	1.82	49	0.08	0.78			0.00		2.60	
Woodside Lane Sub Total		0.23	\$5.47			\$2.33			\$0.00	\$0.00	\$0.00	\$7.80	
RM304 / Wren Way													
24/Paustian	05/20/17	7,412w	0.16	4.40	49	0.16	1.56			0.00		5.95	
Wren Way Sub Total		0.16	\$4.40			\$1.56			\$0.00	\$0.00	\$0.00	\$5.95	
RM315 / Santoro Court													
24/Paustian	05/02/17	7,412w	0.09	2.54	49	0.09	0.90			0.00		3.44	
24/Paustian	05/02/17	7,412w	0.09	2.54	49	0.09	0.90			0.00		3.44	
24/Paustian	05/02/17	7,412w	0.09	2.54	49	0.09	0.90			0.00		3.44	
24/Paustian	05/02/17	7,412w	0.09	2.54	49	0.09	0.90			0.00		3.44	
24/Paustian	05/02/17	7,412w	0.09	2.54	49	0.09	0.90			0.00		3.44	
24/Paustian	05/02/17	7,412w	0.09	2.54	49	0.09	0.90			0.00		3.44	
24/Paustian	05/02/17	7,412w	0.09	2.54	49	0.09	0.90			0.00		3.44	
24/Paustian	05/02/17	7,412w	0.09	2.54	49	0.09	0.90			0.00		3.44	
24/Paustian	05/02/17	7,412w	0.09	2.54	49	0.09	0.90			0.00		3.44	
24/Paustian	05/02/17	7,412w	0.09	2.54	49	0.09	0.90			0.00		3.44	
24/Paustian	05/02/17	7,412w	0.09	2.54	49	0.09	0.90			0.00		3.44	
80/Daniels	05/02/17	7,412w	0.09	2.11						0.00		2.11	
80/Daniels	05/02/17	7,412w	0.09	2.11						0.00		2.11	
80/Daniels	05/02/17	7,412w	0.09	2.11						0.00		2.11	
80/Daniels	05/02/17	7,412w	0.09	2.11						0.00		2.11	
80/Daniels	05/02/17	7,412w	0.09	2.11						0.00		2.11	
80/Daniels	05/02/17	7,412w	0.09	2.11						0.00		2.11	
80/Daniels	05/02/17	7,412w	0.09	2.11						0.00		2.11	
80/Daniels	05/02/17	7,412w	0.09	2.11						0.00		2.11	
80/Daniels	05/02/17	7,412w	0.09	2.11						0.00		2.11	
80/Daniels	05/02/17	7,412w	0.09	2.11						0.00		2.11	
80/Daniels	05/02/17	7,412w	0.09	2.11						0.00		2.11	
80/Daniels	05/02/17	7,412w	0.09	2.11						0.00		2.11	
Santoro Court Sub Total		1.62	\$41.87			\$8.09			\$0.00	\$0.00	\$0.00	\$49.96	
TWPWIDE / Township Wide													
24/Paustian	05/19/17	7,412w			49	0.09	0.91			0.00		0.91	

2/1/2018

278

Comprehensive Detail by Task/Location

1173 / Inlet Repair				Equipment	Epp Hr/MI	Eqp Cost	Material	Mat Used	Mat Cost	Contractor Cost	Overhead Cost	Total
Labor Hrs	Labor Cost											
24/Pausan	05/19/17	7,412w		49	0.09	0.91				0.00		0.91
73/LaBar	05/19/17	7,412w	0.09							0.00		2.22
73/LaBar	05/19/17	7,412w	0.09							0.00		2.22
Township Wide Sub Total			0.18	\$4.43		\$1.82		\$0.00		\$0.00	\$0.00	\$6.25
1173 / Inlet Repair Sub Total			702.00	\$17,240.51		\$5,394.86		\$3,961.68		\$0.00	\$0.00	\$26,597.05

2/1/2018

279

Comprehensive Detail by Task/Location

1223 / Mowing Basin				Equipment	Epp Hr/MI	Eqp Cost	Material	Mat Used	Mat Cost	Contractor Cost	Overhead Cost	Total
Labor Hrs	Labor Cost											
FAC028 / School - Whiten												
85/Kraus	09/14/17	50,197c		T-11	3.50	35.00				0.00		35.00
85/Kraus	09/14/17	50,197c		87RMD	3.50	35.00				0.00		35.00
85/Kraus	09/14/17	50,197c		87	3.50	35.00				0.00		35.00
85/Kraus	09/14/17	50,197c	3.50	36	3.50	35.00				0.00		107.07
School - Whiten Sub Total			3.50	\$72.07		\$140.00		\$0.00		\$0.00	\$0.00	\$212.07
RM021 / Blue Grass Blvd												
25/Pucciarelli	04/27/17	9,514w		42250	1.00	10.00				0.00		10.00
25/Pucciarelli	04/27/17	9,514w		42250	1.00	10.00				0.00		10.00
25/Pucciarelli	04/27/17	9,514w		P86	1.00	10.00				0.00		10.00
25/Pucciarelli	04/27/17	9,514w		P86	1.00	10.00				0.00		10.00
25/Pucciarelli	04/27/17	9,514w		16	1.00	10.00				0.00		10.00
25/Pucciarelli	04/27/17	9,514w		16	1.00	10.00				0.00		10.00
25/Pucciarelli	04/27/17	9,514w		3A	1.00	10.00				0.00		10.00
25/Pucciarelli	04/27/17	9,514w		3A	1.00	10.00				0.00		10.00
25/Pucciarelli	04/27/17	9,514w		T-2	1.00	10.00				0.00		10.00
25/Pucciarelli	04/27/17	9,514w		T-2	1.00	10.00				0.00		10.00
29/Whitlock	04/27/17	9,514w	1.00							0.00		28.26
29/Whitlock	04/27/17	9,514w	1.00							0.00		28.26
25/Pucciarelli	05/11/17	9,581w		96	1.30	13.00				0.00		13.00
25/Pucciarelli	05/11/17	9,581w		96	1.30	13.00				0.00		13.00
25/Pucciarelli	05/11/17	9,581w		42250	1.30	13.00				0.00		13.00
25/Pucciarelli	05/11/17	9,581w		42250	1.30	13.00				0.00		13.00
25/Pucciarelli	05/11/17	9,581w		16	1.30	13.00				0.00		13.00
25/Pucciarelli	05/11/17	9,581w		16	1.30	13.00				0.00		13.00
25/Pucciarelli	05/11/17	9,581w		3A	1.30	13.00				0.00		13.00
25/Pucciarelli	05/11/17	9,581w		3A	1.30	13.00				0.00		13.00
25/Pucciarelli	05/11/17	9,581w	1.30							0.00		49.74
25/Pucciarelli	05/11/17	9,581w	1.30							0.00		49.74
25/Pucciarelli	05/11/17	9,581w	1.30							0.00		31.88
25/Pucciarelli	05/30/17	9,583w	0.83							0.00		31.88
25/Pucciarelli	05/30/17	9,583w	0.83							0.00		8.33
25/Pucciarelli	05/30/17	9,583w		96	0.83	8.33				0.00		8.33
25/Pucciarelli	05/30/17	9,583w		96	0.83	8.33				0.00		8.33

2/1/2018

280

Comprehensive Detail by Task/Location

1223 / Mowing Basin			Equipment	Eqp Hr/MI	Eqp Cost	Material	Mat Used	Mat Cost	Contractor Cost	Overhead Cost	Total
Labor Hrs	Labor Cost										
25/Pucciarelli	05/30/17	9,583w	42250	0.83	8.33				0.00		8.33
25/Pucciarelli	05/30/17	9,583w	42250	0.83	8.33				0.00		8.33
25/Pucciarelli	05/30/17	9,583w	16	0.83	8.33				0.00		8.33
25/Pucciarelli	05/30/17	9,583w	16	0.83	8.33				0.00		8.33
25/Pucciarelli	05/30/17	9,583w	3A	0.83	8.33				0.00		8.33
25/Pucciarelli	05/30/17	9,583w	3A	0.83	8.33				0.00		8.33
25/Pucciarelli	06/19/17	9,662w	96	2.00	20.00				0.00		20.00
25/Pucciarelli	06/19/17	9,662w	96	2.00	20.00				0.00		20.00
25/Pucciarelli	06/19/17	9,662w	16	2.00	20.00				0.00		20.00
25/Pucciarelli	06/19/17	9,662w	16	2.00	20.00				0.00		20.00
25/Pucciarelli	06/19/17	9,662w	T-1	2.00	20.00				0.00		20.00
25/Pucciarelli	06/19/17	9,662w	T-1	2.00	20.00				0.00		20.00
25/Pucciarelli	07/19/17	10,815w	96	1.20	12.00				0.00		12.00
25/Pucciarelli	07/19/17	10,815w	96	1.20	12.00				0.00		12.00
25/Pucciarelli	07/19/17	10,815w	16	1.20	12.00				0.00		12.00
25/Pucciarelli	07/19/17	10,815w	16	1.20	12.00				0.00		12.00
25/Pucciarelli	07/19/17	10,815w	T-1	1.20	12.00				0.00		12.00
25/Pucciarelli	07/19/17	10,815w	T-1	1.20	12.00				0.00		12.00
25/Pucciarelli	08/15/17	10,913w	1.75	49.46	T-2	1.75	17.50		0.00		66.96
25/Pucciarelli	08/15/17	10,913w	1.75	49.46	T-2	1.75	17.50		0.00		66.96
25/Pucciarelli	08/15/17	10,913w	96	1.75	17.50				0.00		17.50
25/Pucciarelli	08/15/17	10,913w	96	1.75	17.50				0.00		17.50
25/Pucciarelli	08/15/17	10,913w	16	1.75	17.50				0.00		17.50
25/Pucciarelli	08/15/17	10,913w	16	1.75	17.50				0.00		17.50
25/Pucciarelli	08/15/17	10,913w	3A	1.75	17.50				0.00		17.50
25/Pucciarelli	08/15/17	10,913w	3A	1.75	17.50				0.00		17.50
25/Pucciarelli	08/15/17	10,913w	87RMD	1.33	13.33				0.00		13.33
25/Pucciarelli	09/08/17	11,987w	87RMD	1.33	13.33				0.00		13.33
25/Pucciarelli	09/08/17	11,987w	87	1.33	13.33				0.00		13.33
25/Pucciarelli	09/08/17	11,987w	87	1.33	13.33				0.00		13.33
85/Kraus	09/08/17	1,987w	1.33	27.45					0.00		27.45
85/Kraus	09/08/17	1,987w	1.33	27.45					0.00		27.45
25/Pucciarelli	10/03/17	13,079w	1.50	42.39	T-2	1.50	15.00		0.00		57.39
25/Pucciarelli	10/03/17	13,079w	1.50	42.39	T-2	1.50	15.00		0.00		57.39
25/Pucciarelli	10/03/17	13,079w	P86	1.50	15.00				0.00		15.00
25/Pucciarelli	10/03/17	13,079w	P86	1.50	15.00				0.00		15.00

2/1/2018

281

Township of Branchburg

Comprehensive Detail by Task/Location

1223 / Mowing Basin			Equipment	Eqp Hr/MI	Eqp Cost	Material	Mat Used	Mat Cost	Contractor Cost	Overhead Cost	Total
Labor Hrs	Labor Cost										
25/Pucciarelli	10/03/17	13,079w	16	1.50	15.00				0.00		15.00
25/Pucciarelli	10/03/17	13,079w	16	1.50	15.00				0.00		15.00
25/Pucciarelli	10/03/17	13,079w	3A	1.50	15.00				0.00		15.00
25/Pucciarelli	10/03/17	13,079w	3A	1.50	15.00				0.00		15.00
Blue Grass Blvd Sub Total	21.83	\$396.56			\$794.67			\$8.00	\$0.00		\$1,391.22
RM161 / Leng Meadow Ct											
25/Pucciarelli	04/28/17	9,514w	16	1.00	10.00				0.00		10.00
25/Pucciarelli	04/28/17	9,514w	P86	1.00	10.00				0.00		10.00
25/Pucciarelli	04/28/17	9,514w	42250	1.00	10.00				0.00		10.00
25/Pucciarelli	04/28/17	9,514w	T-2	1.00	10.00				0.00		10.00
25/Pucciarelli	04/28/17	9,514w	3A	1.00	10.00				0.00		10.00
25/Pucciarelli	05/11/17	9,581w	16	1.30	13.00				0.00		13.00
25/Pucciarelli	05/11/17	9,581w	42250	1.30	13.00				0.00		13.00
25/Pucciarelli	05/11/17	9,581w	3A	1.30	13.00				0.00		13.00
25/Pucciarelli	05/11/17	9,581w	96	1.30	13.00				0.00		13.00
25/Pucciarelli	05/11/17	9,581w	T-2	1.30	13.00				0.00		13.00
25/Pucciarelli	06/07/17	9,583w	42250	2.50	25.00				0.00		25.00
25/Pucciarelli	06/07/17	9,583w	3A	2.50	25.00				0.00		25.00
25/Pucciarelli	06/07/17	9,583w	16	2.50	25.00				0.00		25.00
25/Pucciarelli	06/07/17	9,583w	T-2	2.50	25.00				0.00		25.00
25/Pucciarelli	06/07/17	9,583w	96	2.50	25.00				0.00		25.00
25/Pucciarelli	06/29/17	9,662w	T-1	3.00	30.00				0.00		30.00
25/Pucciarelli	06/29/17	9,662w	16	3.00	30.00				0.00		30.00
25/Pucciarelli	06/29/17	9,662w	96	3.00	30.00				0.00		30.00
25/Pucciarelli	07/19/17	10,815w	1.20	33.91	T-1	1.20	12.00		0.00		33.91
25/Pucciarelli	07/19/17	10,815w	16	1.20	12.00				0.00		12.00
25/Pucciarelli	07/19/17	10,815w	96	1.20	12.00				0.00		12.00
25/Pucciarelli	08/24/17	10,913w	3A	1.50	15.00				0.00		15.00
25/Pucciarelli	08/24/17	10,913w	16	1.50	15.00				0.00		15.00
25/Pucciarelli	08/24/17	10,913w	T-2	1.50	15.00				0.00		15.00
25/Pucciarelli	08/24/17	10,913w	96	1.50	15.00				0.00		15.00
25/Pucciarelli	08/24/17	10,913w	42250	0.50	5.00				0.00		5.00
25/Pucciarelli	09/05/17	11,987w	3A	0.50	5.00				0.00		5.00
25/Pucciarelli	09/05/17	11,987w	16	0.50	5.00				0.00		5.00

2/1/2018

282

Comprehensive Detail by Task/Location

1223 / Mowing Basin				Equipment	Eqp Hrs/Mi	Eqp Cost	Material	Mat Used	Mat Cost	Contractor Cost	Overhead Cost	Total
Labor Hrs	Labor Cost											
25/Pucciarelli	09/05/17	11,987w		96	0.50	5.00				0.00		5.00
25/Pucciarelli	09/05/17	11,987w	0.50	14.13	T-2	0.50	5.00			0.00		19.13
25/Pucciarelli	10/03/17	13,079w		P86	1.50	15.00				0.00		15.00
25/Pucciarelli	10/03/17	13,079w		3A	1.50	15.00				0.00		15.00
25/Pucciarelli	10/03/17	13,079w		16	1.50	15.00				0.00		15.00
25/Pucciarelli	10/03/17	13,079w	1.50	42.39	T-2	1.50	15.00			0.00		57.39
Long Meadow Ct Sub Total						\$499.00			50.00	\$0.00		\$892.25
RM171 / Mary Lynn Lane												
25/Pucciarelli	04/28/17	9,514w		3A	1.00	10.00				0.00		10.00
25/Pucciarelli	04/28/17	9,514w		T-2	1.00	10.00				0.00		10.00
25/Pucciarelli	04/28/17	9,514w		42250	1.00	10.00				0.00		10.00
25/Pucciarelli	04/28/17	9,514w		P86	1.00	10.00				0.00		10.00
25/Pucciarelli	04/28/17	9,514w	1.00	28.26	16	1.00	10.00			0.00		38.26
25/Pucciarelli	05/11/17	9,581w		3A	1.30	13.00				0.00		13.00
25/Pucciarelli	05/11/17	9,581w	1.30	36.74	T-2	1.30	13.00			0.00		49.74
25/Pucciarelli	05/11/17	9,581w		42250	1.30	13.00				0.00		13.00
25/Pucciarelli	05/11/17	9,581w		16	1.30	13.00				0.00		13.00
25/Pucciarelli	05/11/17	9,581w		96	1.30	13.00				0.00		13.00
25/Pucciarelli	05/30/17	9,583w		16	0.83	8.33				0.00		8.33
25/Pucciarelli	05/30/17	9,583w		3A	0.83	8.33				0.00		8.33
25/Pucciarelli	05/30/17	9,583w		42250	0.83	8.33				0.00		8.33
25/Pucciarelli	05/30/17	9,583w	0.83	23.55	T-2	0.83	8.33			0.00		31.88
25/Pucciarelli	05/30/17	9,583w		96	0.83	8.33				0.00		8.33
25/Pucciarelli	06/19/17	9,662w	2.00	56.52	16	2.00	20.00			0.00		76.52
25/Pucciarelli	06/19/17	9,662w		T-1	2.00	20.00				0.00		20.00
25/Pucciarelli	06/19/17	9,662w		96	2.00	20.00				0.00		20.00
25/Pucciarelli	07/19/17	10,815w		16	1.20	12.00				0.00		12.00
25/Pucciarelli	07/19/17	10,815w	1.20	33.91	T-1	1.20	12.00			0.00		12.00
25/Pucciarelli	07/19/17	10,815w		96	1.20	12.00				0.00		12.00
25/Pucciarelli	08/15/17	10,913w		16	1.75	17.50				0.00		17.50
25/Pucciarelli	08/15/17	10,913w		3A	1.75	17.50				0.00		17.50
25/Pucciarelli	08/15/17	10,913w		96	1.75	17.50				0.00		17.50
25/Pucciarelli	08/15/17	10,913w	1.75	49.46	T-2	1.75	17.50			0.00		66.96
25/Pucciarelli	09/05/17	11,987w		3A	0.50	5.00				0.00		5.00

2/1/2018

281

Comprehensive Detail by Task/Location

1223 / Mowing Basin				Equipment	Eqp Hrs/Mi	Eqp Cost	Material	Mat Used	Mat Cost	Contractor Cost	Overhead Cost	Total
Labor Hrs	Labor Cost											
25/Pucciarelli	09/05/17	11,987w		16	0.50	5.00				0.00		5.00
25/Pucciarelli	09/05/17	11,987w		42250	0.50	5.00				0.00		5.00
25/Pucciarelli	09/05/17	11,987w		96	0.50	5.00				0.00		5.00
25/Pucciarelli	09/05/17	11,987w	0.50	14.13	T-2	0.50	5.00			0.00		19.13
25/Pucciarelli	10/03/17	13,079w		16	1.50	15.00				0.00		15.00
25/Pucciarelli	10/03/17	13,079w		P86	1.50	15.00				0.00		15.00
25/Pucciarelli	10/03/17	13,079w		3A	1.50	15.00				0.00		15.00
25/Pucciarelli	10/03/17	13,079w	1.50	42.39	T-2	1.50	15.00			0.00		57.39
Mary Lynn Lane Sub Total						\$395.67			\$0.00	\$0.00		\$689.62
RM222 / Preakness Circle												
25/Pucciarelli	04/27/17	9,514w		P86	1.00	10.00				0.00		10.00
25/Pucciarelli	04/27/17	9,514w		42250	1.00	10.00				0.00		10.00
25/Pucciarelli	04/27/17	9,514w		T-2	1.00	10.00				0.00		10.00
25/Pucciarelli	04/27/17	9,514w		3A	1.00	10.00				0.00		10.00
25/Pucciarelli	04/27/17	9,514w		16	1.00	10.00				0.00		10.00
29/Whitlock	04/27/17	9,514w	1.00	28.26						0.00		28.26
25/Pucciarelli	05/11/17	9,581w		16	1.30	13.00				0.00		13.00
25/Pucciarelli	05/11/17	9,581w		42250	1.30	13.00				0.00		13.00
25/Pucciarelli	05/11/17	9,581w	1.30	36.74	T-2	1.30	13.00			0.00		49.74
25/Pucciarelli	05/11/17	9,581w		3A	1.30	13.00				0.00		13.00
25/Pucciarelli	05/11/17	9,581w		96	1.30	13.00				0.00		13.00
25/Pucciarelli	06/19/17	9,662w		T-1	2.00	20.00				0.00		20.00
25/Pucciarelli	06/19/17	9,662w	2.00	56.52	16	2.00	20.00			0.00		76.52
25/Pucciarelli	06/19/17	9,662w		96	2.00	20.00				0.00		20.00
25/Pucciarelli	07/19/17	10,815w	1.20	33.91	T-1	1.20	12.00			0.00		12.00
25/Pucciarelli	07/19/17	10,815w		16	1.20	12.00				0.00		12.00
25/Pucciarelli	07/19/17	10,815w		96	1.20	12.00				0.00		12.00
25/Pucciarelli	08/15/17	10,913w		3A	1.75	17.50				0.00		17.50
25/Pucciarelli	08/15/17	10,913w		16	1.75	17.50				0.00		17.50
25/Pucciarelli	08/15/17	10,913w	1.75	49.46	T-2	1.75	17.50			0.00		66.96
25/Pucciarelli	08/15/17	10,913w		96	1.75	17.50				0.00		17.50
25/Pucciarelli	09/08/17	11,987w		87	1.33	13.33				0.00		13.33
25/Pucciarelli	09/08/17	11,987w		87RMD	1.33	13.33				0.00		13.33
85/Kraus	09/08/17	11,987w	1.33	27.45						0.00		27.45

2/1/2018

284

Comprehensive Detail by Task/Location

1223 / Mowing Basin				Equipment	Eqp Hr/Mi	Eqp Cost	Material	Mat Used	Mat Cost	Contractor Cost	Overhead Cost	Total
Labor Hrs	Labor Cost											
25/Pucciarelli	10/03/17	13,079w		P86	1.50	15.00				0.00		15.00
25/Pucciarelli	10/03/17	13,079w	1.50	T-2	1.50	15.00				0.00		57.39
25/Pucciarelli	10/03/17	13,079w		3A	1.50	15.00				0.00		15.00
25/Pucciarelli	10/03/17	13,079w		16	1.50	15.00				0.00		15.00
Preakness Circle Sub Total			10.08			\$355.67			\$0.00	\$0.00		\$630.39
											\$0.00	
1223 / Mowing Basin												
Sub Total			58.00			\$2,185.00			\$0.00	\$0.00		\$3,766.55
											\$0.00	

Comprehensive Detail by Task/Location

1364 / Snow Equipment Washing				Equipment	Eqp Hr/Mi	Eqp Cost	Material	Mat Used	Mat Cost	Contractor Cost	Overhead Cost	Total
Labor Hrs	Labor Cost											
FAC008 / DPW - Yard												
35/Yacone	04/17/17	46,238c	4.00	59A	4.00	40.00				0.00		153.06
35/Yacone	04/17/17	46,238c		714	4.00	40.00				0.00		40.00
35/Yacone	04/18/17	47,240c	3.00	59A	3.00	30.00				0.00		114.79
35/Yacone	04/18/17	47,240c		714	3.00	30.00				0.00		30.00
DPW - Yard Sub Total			7.00			\$140.00			\$0.00	\$0.00		\$337.85
											\$0.00	
FAC009 / DPW-Wash Bay												
25/Pucciarelli	01/03/17	44,775c	8.00							0.00		226.11
86/Ettore	01/03/17	44,775c	8.00							0.00		164.72
25/Pucciarelli	01/04/17	44,784c	8.00							0.00		226.11
73/LaBar	01/09/17	44,809c		714	8.00	80.00				0.00		80.00
73/LaBar	01/09/17	44,809c	8.00	14						0.00		195.12
73/LaBar	01/09/17	44,809c		37						0.00		0.00
73/LaBar	01/09/17	44,809c		4						0.00		0.00
84/Kidd	01/09/17	44,809c	4.00							0.00		82.36
86/Ettore	01/10/17	44,815c		714	8.00	80.00				0.00		80.00
86/Ettore	01/10/17	44,815c		1						0.00		0.00
86/Ettore	01/10/17	44,815c		3						0.00		0.00
86/Ettore	01/10/17	44,815c		2						0.00		0.00
86/Ettore	01/10/17	44,815c	8.00	15						0.00		164.72
25/Pucciarelli	01/11/17	44,819c		33						0.00		0.00
25/Pucciarelli	01/11/17	44,819c		14						0.00		0.00
25/Pucciarelli	01/11/17	44,819c		20						0.00		0.00
25/Pucciarelli	01/11/17	44,819c		714	8.00	80.00				0.00		80.00
25/Pucciarelli	01/11/17	44,819c	8.00	4						0.00		226.08
25/Pucciarelli	01/11/17	44,819c		7						0.00		0.00
84/Kidd	01/17/17	44,847c		714	8.00	80.00				0.00		90.00
84/Kidd	01/17/17	44,847c		33						0.00		0.00
84/Kidd	01/17/17	44,847c		20						0.00		0.00
84/Kidd	01/17/17	44,847c		14						0.00		0.00
84/Kidd	01/17/17	44,847c	8.00	4						0.00		164.72
84/Kidd	01/17/17	44,847c		15						0.00		0.00
86/Ettore	01/17/17	44,847c	8.00	164.72						0.00		164.72

Comprehensive Detail by Task/Location

1364 / Snow Equipment Washing				Equipment	Eqp Hr/MI	Eqp Cost	Material	Mat Used	Mat Cost	Contractor Cost	Overhead Cost	Total
	Labor Hrs	Labor Cost										
25/Pucciarelli	01/18/17	44,852c	7.00	197.82						0.00		197.82
76/Regazzini	01/18/17	44,852c			714	7.00	70.00			0.00		70.00
76/Regazzini	01/18/17	44,852c			60					0.00		0.00
76/Regazzini	01/18/17	44,852c			95					0.00		0.00
76/Regazzini	01/18/17	44,852c	1.00	23.48	7					0.00		23.48
29/Whitlock	02/02/17	44,927c	4.00	113.04	714	4.00	40.00			0.00		153.04
70/Jennings	02/02/17	44,928c			3					0.00		0.00
70/Jennings	02/02/17	44,928c			14					0.00		0.00
70/Jennings	02/02/17	44,928c			4					0.00		0.00
70/Jennings	02/02/17	44,928c	8.00	195.12	70					0.00		195.12
25/Pucciarelli	02/13/17	44,956c			14					0.00		0.00
25/Pucciarelli	02/13/17	44,956c			714	8.00	80.00			0.00		80.00
25/Pucciarelli	02/13/17	44,956c			4					0.00		0.00
25/Pucciarelli	02/13/17	44,956c	8.00	226.11	15					0.00		226.11
86/Ettore	02/13/17	44,956c	8.00	164.72						0.00		164.72
25/Pucciarelli	02/14/17	44,959c	8.00	226.11						0.00		226.11
70/Jennings	02/14/17	44,959c	8.00	195.12	714	8.00	80.00			0.00		275.12
70/Jennings	02/15/17	44,960c			714	1.00	25.39			0.00		220.51
70/Jennings	02/15/17	44,960c	8.00	195.12	1	1.00	10.00			0.00		10.00
70/Jennings	02/15/17	44,960c			46	1.00	10.00			0.00		10.00
70/Jennings	02/15/17	44,960c			38	1.00	10.00			0.00		10.00
70/Jennings	02/15/17	44,960c			3	1.00	35.00			0.00		35.00
70/Jennings	02/15/17	44,960c			14	1.00	21.73			0.00		21.73
70/Jennings	02/15/17	44,960c			37	1.00	14.60			0.00		14.60
70/Jennings	02/15/17	44,960c			2	1.00	42.14			0.00		42.14
70/Jennings	02/15/17	44,960c			45	1.00	10.00			0.00		10.00
70/Jennings	02/15/17	44,960c			64	1.00	10.00			0.00		10.00
70/Jennings	02/15/17	44,960c			4	1.00	19.48			0.00		19.48
76/Regazzini	02/15/17	44,960c	8.00	187.84						0.00		187.84
18/Ellsworth	02/16/17	44,963c	8.00	226.11						0.00		226.11
76/Regazzini	02/16/17	44,963c			714	8.00	80.00			0.00		80.00
76/Regazzini	02/16/17	44,963c			18	1.00	10.00			0.00		10.00
76/Regazzini	02/16/17	44,963c			41	1.00	10.00			0.00		10.00
76/Regazzini	02/16/17	44,963c			28	1.00	10.00			0.00		10.00
76/Regazzini	02/16/17	44,963c			35	1.00	10.00			0.00		10.00
76/Regazzini	02/16/17	44,963c			16	1.00	10.00			0.00		10.00

2/1/2018

287

Comprehensive Detail by Task/Location

1364 / Snow Equipment Washing				Equipment	Eqp Hr/MI	Eqp Cost	Material	Mat Used	Mat Cost	Contractor Cost	Overhead Cost	Total
	Labor Hrs	Labor Cost										
76/Regazzini	02/16/17	44,963c			60	1.00	10.00			0.00		10.00
76/Regazzini	02/16/17	44,963c			47	1.00	10.00			0.00		10.00
76/Regazzini	02/16/17	44,963c	8.00	187.84	95	1.00	10.00			0.00		197.84
76/Regazzini	02/16/17	44,963c			34	1.00	10.00			0.00		10.00
76/Regazzini	02/16/17	44,963c			33	1.00	21.52			0.00		21.52
76/Regazzini	02/16/17	44,963c			70	1.00	10.00			0.00		10.00
76/Regazzini	02/17/17	44,973c	8.00	187.84						0.00		187.84
85/Kraus	02/17/17	44,973c			714	8.00	80.00			0.00		80.00
85/Kraus	02/17/17	44,973c			1	1.00	25.39			0.00		25.39
85/Kraus	02/17/17	44,973c	4.00	82.36	43	1.00	10.00			0.00		92.36
85/Kraus	02/17/17	44,973c			3	1.00	35.00			0.00		35.00
85/Kraus	02/17/17	44,973c			17	1.00	16.97			0.00		16.97
18/Ellsworth	03/16/17	45,086c			33	3.00	64.56			0.00		64.56
18/Ellsworth	03/16/17	45,086c			714	8.00	80.00			0.00		80.00
18/Ellsworth	03/16/17	45,086c	8.00	226.11	15	3.00	73.50			0.00		299.61
35/Yacone	03/16/17	45,086c	8.00	226.11						0.00		226.11
18/Ellsworth	03/17/17	45,090c			1	2.00	50.78			0.00		50.78
18/Ellsworth	03/17/17	45,090c	8.00	226.11	3	2.00	70.00			0.00		296.11
18/Ellsworth	03/17/17	45,090c			2	2.00	84.28			0.00		84.28
18/Ellsworth	03/17/17	45,090c			714	8.00	80.00			0.00		80.00
18/Ellsworth	03/17/17	45,090c			4	2.00	38.96			0.00		38.96
25/Pucciarelli	03/17/17	45,090c	8.00	226.11						0.00		226.11
24/Pausban	03/20/17	45,101c	8.00	226.11						0.00		226.11
58/Sternick	03/20/17	45,101c			714	8.00	80.00			0.00		80.00
58/Sternick	03/20/17	45,101c	8.00	214.72	1	2.00	50.78			0.00		265.50
58/Sternick	03/20/17	45,101c			36	2.00	20.00			0.00		20.00
58/Sternick	03/20/17	45,101c			20	2.00	20.00			0.00		20.00
58/Sternick	03/20/17	45,101c			14	2.00	43.46			0.00		43.46
24/Pausban	03/22/17	46,115c	8.00	226.11						0.00		226.11
35/Yacone	03/22/17	46,115c			714	8.00	80.00			0.00		80.00
35/Yacone	03/22/17	46,115c	8.00	226.11	37	2.00	29.20			0.00		255.31
35/Yacone	03/22/17	46,115c			17	2.00	33.94			0.00		33.94
35/Yacone	03/22/17	46,115c			7	2.00	16.04			0.00		16.04
25/Pucciarelli	04/12/17	46,216c	4.00	113.04						0.00		113.04
29/Whitlock	04/12/17	46,216c			E-8 2014					0.00		0.00
29/Whitlock	04/12/17	46,216c			E-8 2014					0.00		0.00

2/1/2018

288

Comprehensive Detail by Task/Location

1364 / Snow Equipment Washing			Equipment	Eqp Hr/MI	Eqp Cost	Material	Mat Used	Mat Cost	Contractor Cost	Overhead Cost	Total
Labor Hrs	Labor Cost										
29/Whitlock	04/12/17	46,216c	E-51 74-53						0.00		0.00
29/Whitlock	04/12/17	46,216c	E-21 2009						0.00		0.00
29/Whitlock	04/12/17	46,216c	112						0.00		0.00
29/Whitlock	04/12/17	46,216c	E-5 2016						0.00		0.00
29/Whitlock	04/12/17	46,216c	E-17 2016						0.00		0.00
29/Whitlock	04/12/17	46,216c	E-3 2011						0.00		0.00
29/Whitlock	04/12/17	46,216c	E-9 2011						0.00		0.00
29/Whitlock	04/12/17	46,216c	E-13 2011						0.00		0.00
29/Whitlock	04/12/17	46,216c	119						0.00		0.00
29/Whitlock	04/12/17	46,216c	E-7 2013						0.00		0.00
29/Whitlock	04/12/17	46,216c	E-30 2013						0.00		0.00
29/Whitlock	04/12/17	46,216c	E-29 2005						0.00		0.00
29/Whitlock	04/12/17	46,216c	E-10 2016						0.00		0.00
29/Whitlock	04/12/17	46,216c	E-11 2016						0.00		0.00
29/Whitlock	04/12/17	46,216c	E-4 2007						0.00		0.00
29/Whitlock	04/12/17	46,216c	E-14 2003						0.00		0.00
29/Whitlock	04/12/17	46,216c	E-15 2006						0.00		0.00
29/Whitlock	04/12/17	46,216c	E-16 2007						0.00		0.00
29/Whitlock	04/12/17	46,216c	55						0.00		0.00
29/Whitlock	04/12/17	46,216c	E-22 2010						0.00		0.00
29/Whitlock	04/12/17	46,216c	E-20 2011						0.00		0.00
29/Whitlock	04/12/17	46,216c	E-23 2013						0.00		0.00
29/Whitlock	04/12/17	46,216c	E-2 2014						0.00		0.00
29/Whitlock	04/12/17	46,216c	47						0.00		0.00
29/Whitlock	04/12/17	46,216c	27						0.00		0.00
29/Whitlock	04/12/17	46,216c	103						0.00		169.56
29/Whitlock	04/12/17	46,216c	106						0.00		0.00
29/Whitlock	04/12/17	46,216c	113						0.00		50.78
18/Elsworth	12/12/17	53,595c	1	2.00	50.78				0.00		70.00
18/Elsworth	12/12/17	53,595c	3	2.00	70.00				0.00		43.46
18/Elsworth	12/12/17	53,595c	14	2.00	43.46				0.00		246.08
18/Elsworth	12/12/17	53,595c	20	2.00	20.00				0.00		80.00
18/Elsworth	12/12/17	53,595c	714	8.00	80.00				0.00		226.08
25/Pucdarelli	12/12/17	53,595c		8.00	226.08				0.00		97.56
70/Jennings	12/14/17	53,604c		4.00	97.56				0.00		80.00
76/Regazzini	12/14/17	53,604c	714	8.00	80.00				0.00		

2/1/2018

289

Comprehensive Detail by Task/Location

1364 / Snow Equipment Washing			Equipment	Eqp Hr/MI	Eqp Cost	Material	Mat Used	Mat Cost	Contractor Cost	Overhead Cost	Total
Labor Hrs	Labor Cost										
76/Regazzini	12/14/17	53,604c	1	1.00	25.39				0.00		25.39
76/Regazzini	12/14/17	53,604c	20	1.00	10.00				0.00		10.00
76/Regazzini	12/14/17	53,604c	36	1.00	10.00				0.00		10.00
76/Regazzini	12/14/17	53,604c	3	1.00	35.00				0.00		35.00
76/Regazzini	12/14/17	53,604c	36	1.00	10.00				0.00		10.00
76/Regazzini	12/14/17	53,604c	14	1.00	21.73				0.00		21.73
76/Regazzini	12/14/17	53,604c	4	1.00	19.48				0.00		113.40
76/Regazzini	12/14/17	53,604c	15	1.00	24.50				0.00		24.50
76/Regazzini	12/14/17	53,604c	15	1.00	24.50				0.00		24.50
84/Kidd	12/14/17	53,604c		3.00	61.77				0.00		61.77
40/Flannery	12/15/17	53,609c	714	8.00	80.00				0.00		80.00
40/Flannery	12/15/17	53,609c	43	1.00	10.00				0.00		123.04
40/Flannery	12/15/17	53,609c	46	1.00	10.00				0.00		10.00
40/Flannery	12/15/17	53,609c	6	1.00	10.00				0.00		10.00
40/Flannery	12/15/17	53,609c	47	1.00	10.00				0.00		10.00
40/Flannery	12/15/17	53,609c	76	4.00	94.52				0.00		94.52
76/Regazzini	12/15/17	53,609c		8.00	187.84				0.00		187.84
85/Kraus	12/18/17	54,619c	714	8.00	80.00				0.00		80.00
85/Kraus	12/18/17	54,619c	20	1.50	15.00				0.00		15.00
85/Kraus	12/18/17	54,619c	3	1.50	52.50				0.00		217.22
85/Kraus	12/18/17	54,619c	37	1.50	21.90				0.00		21.90
85/Kraus	12/18/17	54,619c	2	1.50	63.21				0.00		63.21
85/Kraus	12/18/17	54,619c	70	1.50	15.00				0.00		15.00
86/Ettore	12/18/17	54,619c		8.00	164.72				0.00		164.72
DPW-Wash Bay Sub Total	293.00	\$7,439.15			\$3,139.69			\$6.00	\$0.00	\$0.00	\$10,578.84
1364 / Snow Equipment Washing Sub Total	300.00	\$7,637.00			\$3,279.69			\$6.00	\$0.00	\$0.00	\$10,916.69

2/1/2018

290

Township of Branchburg

Reporting Dates Year 2017

Comprehensive Detail by Task/Location

1380 / Sweep General		Labor Hrs	Labor Cost	Equipment	Eqp Hr/MI	Eqp Cost	Material	Mat Used	Mat Cost	Contractor Cost	Overhead Cost	Total
RM001 / Acorn Ln												
33/ODell	05/30/17	7.352w	0.67	18.84	31	0.67	17.99	4100	0.50	17.50	0.00	54.33
33/ODell	09/14/17	12.026w	2.67	75.36	56	2.67	40.00			0.00		115.36
33/ODell	11/16/17	14.238w	2.67	75.36	56	2.67	40.00	4100	1.33	52.67	0.00	168.03
Acorn Ln Sub Total		6.00	\$169.56			\$97.99			\$70.17	\$0.00	\$0.00	\$337.72
RM002 / Algonquin Trail												
33/ODell	02/03/17	7.352w	0.25	7.07	31	0.25	6.75	4100	0.19	6.56	0.00	20.37
Algonquin Trail Sub Total		0.25	\$7.07			\$6.75			\$6.56	\$0.00	\$0.00	\$20.37
RM003 / Andover Drive												
33/ODell	05/23/17	7.352w	1.14	32.30	31	1.14	30.83	4100	0.86	30.00	0.00	93.14
Andover Drive Sub Total		1.14	\$32.30			\$30.83			\$30.00	\$0.00	\$0.00	\$93.14
RM004 / Apache Way												
33/ODell	03/02/17	7.352w	0.89	25.12	31	0.89	23.98	4100	0.67	23.33	0.00	72.44
Apache Way Sub Total		0.89	\$25.12			\$23.98			\$23.33	\$0.00	\$0.00	\$72.44
RM005 / Arapaho Trail												
33/ODell	03/06/17	7.352w	0.73	20.56	31	0.73	19.62	4100	0.36	12.73	0.00	52.90
Arapaho Trail Sub Total		0.73	\$20.56			\$19.62			\$12.73	\$0.00	\$0.00	\$52.90
RM006 / Ariel Ct												
33/ODell	05/19/17	7.352w	0.73	20.56	31	0.73	19.62	4100	0.55	19.09	0.00	59.27
33/ODell	11/10/17	14.207w	3.00	84.78	56	3.00	45.00	4100	1.00	39.50	0.00	169.28
Ariel Ct Sub Total		3.73	\$105.34			\$64.62			\$58.59	\$0.00	\$0.00	\$228.55
RM007 / Arrowhead Dr												

2/1/2018

291

Township of Branchburg

Reporting Dates Year 2017

Comprehensive Detail by Task/Location

1380 / Sweep General		Labor Hrs	Labor Cost	Equipment	Eqp Hr/MI	Eqp Cost	Material	Mat Used	Mat Cost	Contractor Cost	Overhead Cost	Total
33/ODell	05/30/17	7.352w	0.67	18.84	31	0.67	17.99	4100	0.50	17.50	0.00	54.33
Arrowhead Dr Sub Total		0.67	\$18.84			\$17.99			\$17.50	\$0.00	\$0.00	\$54.33
RM008 / Aspen Hill Rd												
33/ODell	02/03/17	7.352w	0.25	7.07	31	0.25	6.75	4100	0.19	6.56	0.00	20.37
Aspen Hill Rd Sub Total		0.25	\$7.07			\$6.75			\$6.56	\$0.00	\$0.00	\$20.37
RM009 / Baird Road												
33/ODell	04/26/17	7.352w	1.33	37.69	31	1.33	35.97	4100	1.00	35.00	0.00	108.66
33/ODell	06/20/17	48.675c	3.00	84.78	31	3.00	80.94	4100	2.00	79.00	0.00	244.72
33/ODell	09/20/17	51.227c	8.00	226.08	56	8.00	120.00	4100	2.00	79.00	0.00	425.08
Baird Road Sub Total		12.33	\$348.55			\$236.91			\$193.00	\$0.00	\$0.00	\$778.46
RM010 / Bald Eagle Dr												
33/ODell	04/10/17	7.352w	1.33	37.69	31	1.33	35.97	4100	1.00	35.00	0.00	108.66
Bald Eagle Dr Sub Total		1.33	\$37.69			\$35.97			\$35.00	\$0.00	\$0.00	\$108.66
RM011 / Barton Ln												
33/ODell	05/30/17	7.352w	0.67	18.84	31	0.67	17.99	4100	0.50	17.50	0.00	54.33
Barton Ln Sub Total		0.67	\$18.84			\$17.99			\$17.50	\$0.00	\$0.00	\$54.33
RM012 / Bebe Ct												
33/ODell	05/31/17	7.352w	1.33	37.69	31	1.33	35.97	4100	0.58	20.42	0.00	94.08
Bebe Ct Sub Total		1.33	\$37.69			\$35.97			\$20.42	\$0.00	\$0.00	\$94.08
RM013 / Beechwood Rd												
33/ODell	05/19/17	7.352w	0.73	20.56	31	0.73	19.62	4100	0.55	19.09	0.00	59.27

2/1/2018

292

Comprehensive Detail by Task/Location

1380 / Sweep General				Equipment	Eqp Hr/Mi	Eqp Cost	Material	Mat Used	Mat Cost	Contractor Cost	Overhead Cost	Total
Labor Hrs	Labor Cost											
Beechwood Rd Sub Total						\$19.62			\$19.09	\$0.00	\$0.00	\$59.27
RM014 / Belle Glade Ct												
33/ODell	05/31/17	7,352w	1.33	37.69	31	1.33	35.97	4100	0.58	20.42	0.00	94.08
Belle Glade Ct Sub Total						\$35.97			\$20.42	\$0.00	\$0.00	\$94.08
RM015 / Benjamin Place												
33/ODell	06/05/17	7,352w	1.14	32.30	31	1.14	30.83	4100	0.43	15.00	0.00	78.14
33/ODell	07/07/17	8,422w	2.00	56.53	31	2.00	53.96	4100	0.50	17.50	0.00	127.99
33/ODell	08/15/17	11,914w	1.33	37.68	31	1.33	35.97	4100	0.33	13.17	0.00	86.82
33/ODell	09/13/17	12,026w	1.50	42.39	56	1.50	22.50				0.00	64.89
33/ODell	11/17/17	14,238w	2.00	56.52	56	2.00	30.00	4100	1.00	39.50	0.00	126.02
Benjamin Place Sub Total						\$173.27			\$85.17	\$0.00	\$0.00	\$483.85
RM017 / Bernard Street												
33/ODell	04/24/17	7,352w	1.14	32.30	31	1.14	30.83	4100	0.86	30.00	0.00	93.14
Bernard Street Sub Total						\$30.83			\$30.00	\$0.00	\$0.00	\$93.14
RM018 / Birch Way												
33/ODell	05/22/17	7,352w	2.67	75.37	31	2.67	71.95	4100	2.00	70.00	0.00	217.32
Birch Way Sub Total						\$71.95			\$70.00	\$0.00	\$0.00	\$217.32
RM019 / Black Point Road												
33/ODell	05/24/17	48,492c	4.00	113.06	31	4.00	107.92	4100	3.00	105.00	0.00	325.98
33/ODell	06/07/17	7,352w	0.89	25.12	31	0.89	23.98	4100	0.33	11.67	0.00	60.77
Black Point Road Sub Total						\$131.90			\$116.67	\$0.00	\$0.00	\$386.75
RM020 / Blackfoot Trail												
33/ODell	03/06/17	7,352w	0.73	20.56	31	0.73	19.62	4100	0.36	12.73	0.00	52.90

2/1/2018

293

Township of Branchburg

Comprehensive Detail by Task/Location

1380 / Sweep General				Equipment	Eqp Hr/Mi	Eqp Cost	Material	Mat Used	Mat Cost	Contractor Cost	Overhead Cost	Total
Labor Hrs	Labor Cost											
Blackfoot Trail Sub Total						\$19.62			\$12.73	\$0.00	\$0.00	\$52.90
RM021 / Blue Grass Blvd												
33/ODell	05/03/17	7,352w	1.33	37.69	31	1.33	35.97	4100	1.00	35.00	0.00	108.66
Blue Grass Blvd Sub Total						\$35.97			\$35.00	\$0.00	\$0.00	\$108.66
RM022 / Blue Jay Ct												
33/ODell	04/10/17	7,352w	1.33	37.69	31	1.33	35.97	4100	1.00	35.00	0.00	108.66
Blue Jay Ct Sub Total						\$35.97			\$35.00	\$0.00	\$0.00	\$108.66
RM023 / Bowman Ct												
33/ODell	05/12/17	7,352w	1.33	37.69	31	1.33	35.97	4100	1.50	52.50	0.00	126.16
33/ODell	07/19/17	10,826w	0.67	18.84	31	0.67	17.99	4100	0.17	6.58	0.00	43.41
Bowman Ct Sub Total						\$53.96			\$59.08	\$0.00	\$0.00	\$169.57
RM025 / Branch Drive												
33/ODell	05/11/17	7,352w	0.80	22.61	31	0.80	21.58	4100	0.60	21.00	0.00	65.20
33/ODell	11/16/17	14,238w	2.67	75.36	56	2.67	40.00	4100	1.33	52.67	0.00	168.03
Branch Drive Sub Total						\$61.58			\$73.67	\$0.00	\$0.00	\$239.22
RM026 / Brandon Court												
33/ODell	02/15/17	7,303w	1.14	32.30	31	1.14	30.83	4100	0.43	15.00	0.00	78.14
33/ODell	04/04/17	7,352w	0.80	22.61	31	0.80	21.58	4100	1.00	35.00	0.00	79.20
33/ODell	04/28/17	47,342c	2.00	56.53	31	2.00	53.96	4100	2.00	70.00	0.00	180.49
33/ODell	04/28/17	7,352w	2.00	56.53	31	2.00	53.96	4100	4.00	140.00	0.00	250.49
33/ODell	05/01/17	7,352w	1.33	37.69	31	1.33	35.97	4100	1.00	35.00	0.00	108.66
33/ODell	05/05/17	47,411c	3.00	84.79	31	3.00	80.94	4100	1.50	52.50	0.00	218.23
33/ODell	06/08/17	8,422w	0.60	16.96	31	0.60	16.19	4100	0.10	3.50	0.00	36.65
33/ODell	06/12/17	8,422w	4.00	113.06	31	4.00	107.92	4100	1.00	35.00	0.00	255.98
33/ODell	07/19/17	10,814w	1.50	42.39	31	1.50	40.47	4100	0.50	19.75	0.00	102.61

2/1/2018

294

Comprehensive Detail by Task/Location

1380 / Sweep General		Labor Hrs	Labor Cost	Equipment	Eqp Hr/Mi	Eqp Cost	Material	Mat Used	Mat Cost	Contractor Cost	Overhead Cost	Total
33/ODell	07/20/17	10,814w	2.67	75.36	31	2.67	71.95	4100	0.67	26.33	0.00	173.64
29/Whitlock	09/18/17	12,026w	0.89	25.12							0.00	25.12
33/ODell	09/18/17	12,026w	0.89	25.12	56	0.89	13.33				0.00	38.45
33/ODell	09/18/17	12,026w			31	0.89	23.98				0.00	23.98
33/ODell	11/17/17	14,238w	2.00	56.52	56	2.00	30.00	4100	1.00	39.50	0.00	126.02
Brandon Court Sub Total			22.82	\$644.97		\$581.09		\$471.58	\$0.00	\$0.00		\$1,697.65
RM028 / Breezy Point Rd												
33/ODell	06/01/17	7,352w	1.60	45.22	31	1.60	43.17	4100	0.60	21.00	0.00	109.39
Breezy Point Rd Sub Total			1.60	\$45.22		\$43.17		\$21.00	\$0.00	\$0.00		\$109.39
RM029 / Briar Way												
33/ODell	02/16/17	7,312w	0.80	22.61	31	0.80	21.58	4100	0.60	21.00	0.00	65.20
33/ODell	06/05/17	7,352w	1.14	32.30	31	1.14	30.83	4100	0.43	15.00	0.00	78.14
Briar Way Sub Total			1.94	\$54.91		\$52.42		\$36.00	\$0.00	\$0.00		\$143.33
RM030 / Bridle Way												
33/ODell	05/03/17	7,352w	1.33	37.69	31	1.33	35.97	4100	1.00	35.00	0.00	108.66
Bridle Way Sub Total			1.33	\$37.69		\$35.97		\$35.00	\$0.00	\$0.00		\$108.66
RM032 / Brookview Ct												
33/ODell	05/12/17	7,352w	1.33	37.69	31	1.33	35.97	4100	1.50	52.50	0.00	126.16
33/ODell	06/19/17	8,422w	1.33	37.69	31	1.33	35.97	4100	0.67	23.33	0.00	96.99
33/ODell	07/18/17	10,814w	2.00	56.52	31	2.00	53.96	4100	0.50	19.75	0.00	130.23
33/ODell	09/19/17	12,026w	1.00	28.26	56	1.00	15.00				0.00	43.26
85/Knaus	09/19/17	12,026w	1.00	20.59							0.00	20.59
33/ODell	11/20/17	14,238w	2.67	75.36	56	2.67	40.00	4100	1.33	52.67	0.00	168.03
Brookview Ct Sub Total			9.33	\$256.10		\$180.91		\$148.25	\$0.00	\$0.00		\$585.26

2/1/2018

295

Comprehensive Detail by Task/Location

1380 / Sweep General		Labor Hrs	Labor Cost	Equipment	Eqp Hr/Mi	Eqp Cost	Material	Mat Used	Mat Cost	Contractor Cost	Overhead Cost	Total
RM033 / Buffalo Hollow Rd												
33/ODell	03/01/17	7,352w	1.60	45.22	31	1.60	43.17	4100	1.40	49.00	0.00	137.39
Buffalo Hollow Rd Sub Total			1.60	\$45.22		\$43.17		\$49.00	\$0.00	\$0.00		\$137.39
RM035 / Campana Way												
33/ODell	05/26/17	7,352w	2.67	75.37	31	2.67	71.95	4100	2.00	70.00	0.00	217.32
Campana Way Sub Total			2.67	\$75.37		\$71.95		\$70.00	\$0.00	\$0.00		\$217.32
RM036 / Carlisle Rd												
33/ODell	05/02/17	7,352w	0.89	25.12	31	0.89	23.98	4100	0.67	23.33	0.00	72.44
Carlisle Rd Sub Total			0.89	\$25.12		\$23.98		\$23.33	\$0.00	\$0.00		\$72.44
RM037 / Carol Jean Way												
33/ODell	02/17/17	7,312w	1.60	45.22	31	1.60	43.17	4100	1.40	49.00	0.00	137.39
33/ODell	03/30/17	7,352w	1.60	45.22	31	1.60	43.17	4100	0.80	28.00	0.00	116.39
Carol Jean Way Sub Total			3.20	\$90.45		\$86.34		\$77.00	\$0.00	\$0.00		\$253.78
RM038 / Carriage Hill Rd.												
33/ODell	05/26/17	7,352w	2.67	75.37	31	2.67	71.95	4100	2.00	70.00	0.00	217.32
Carriage Hill Rd. Sub Total			2.67	\$75.37		\$71.95		\$70.00	\$0.00	\$0.00		\$217.32
RM039 / Caruso Court												
33/ODell	05/31/17	7,352w	1.33	37.69	31	1.33	35.97	4100	0.58	20.42	0.00	94.08
Caruso Court Sub Total			1.33	\$37.69		\$35.97		\$20.42	\$0.00	\$0.00		\$94.08
RM040 / Cascades Terrace												
33/ODell	05/02/17	7,352w	0.89	25.12	31	0.89	23.98	4100	0.67	23.33	0.00	72.44

2/1/2018

296

Comprehensive Detail by Task/Location

1380 / Sweep General			Equipment	Eqp Hr/Mi	Eqp Cost	Material	Mat Used	Mat Cost	Contractor Cost	Overhead Cost	Total
Labor Hrs	Labor Cost										
Cascades Terrace Sub Total					\$23.98			\$23.33	\$0.00	\$0.00	\$72.44
RM041 / Case Rd											
33/ODell	05/30/17	7,352w	0.67	18.84	31	0.67	17.99	4100	0.50	17.50	54.33
33/ODell	05/30/17	7,352w	0.67	18.84	31	0.67	17.99	4100	0.50	17.50	54.33
33/ODell	05/30/17	7,352w	0.67	18.84	31	0.67	17.99	4100	0.50	17.50	54.33
33/ODell	05/30/17	7,352w	0.67	18.84	31	0.67	17.99	4100	0.50	17.50	54.33
Case Rd Sub Total					\$71.95			\$70.00	\$0.00	\$0.00	\$217.32
RM042 / Cedar Grove Rd											
29/Whitlock	04/19/17	7,352w	1.60	45.22					0.00		45.22
33/ODell	04/19/17	7,352w			31	1.60	43.17	4100	0.80	28.00	71.17
33/ODell	06/27/17	8,422w	2.67	75.37	31	2.67	71.95	4100	0.33	11.67	158.98
33/ODell	07/21/17	10,814w	2.00	56.52	31	2.00	53.96	4100	0.67	26.33	136.81
29/Whitlock	09/18/17	12,026w	0.89	25.12					0.00		25.12
33/ODell	09/18/17	12,026w	0.89	25.12	56	0.89	13.33		0.00		38.45
33/ODell	09/16/17	12,026w			31	0.89	23.98		0.00		23.98
Cedar Grove Rd Sub Total					\$206.39			\$66.00	\$0.00	\$0.00	\$499.74
RM043 / Centerville Rd											
33/ODell	05/04/17	7,352w	1.33	37.69	31	1.33	35.97	4100	1.33	46.67	120.33
Centerville Rd Sub Total					\$35.97			\$46.67	\$0.00	\$0.00	\$120.33
RM044 / Central Pl											
33/ODell	04/18/17	7,352w	2.00	56.53	31	2.00	53.96	4100	0.75	26.25	136.74
Central Pl Sub Total					\$53.96			\$26.25	\$0.00	\$0.00	\$136.74
RM045 / Century Lane											
33/ODell	04/12/17	7,352w	1.60	45.22	31	1.60	43.17	4100	1.20	42.00	130.39

2/1/2018

297

Comprehensive Detail by Task/Location

1380 / Sweep General			Equipment	Eqp Hr/Mi	Eqp Cost	Material	Mat Used	Mat Cost	Contractor Cost	Overhead Cost	Total
Labor Hrs	Labor Cost										
Century Lane Sub Total					\$43.17			\$42.00	\$0.00	\$0.00	\$130.39
RM046 / Chambers Brook Road											
33/ODell	02/03/17	7,352w	0.25	7.07	31	0.25	6.75	4100	0.19	6.56	20.37
Chambers Brook Road Sub Total					\$6.75			\$6.56	\$0.00	\$0.00	\$20.37
RM047 / Champions Circle											
33/ODell	04/03/17	7,352w	1.40	39.57	31	1.40	37.77	4100	1.20	42.00	119.34
Champions Circle Sub Total					\$37.77			\$42.00	\$0.00	\$0.00	\$119.34
RM048 / Charlton Ln											
33/ODell	05/18/17	7,352w	1.00	28.26	31	1.00	26.98	4100	1.00	35.00	90.24
Charlton Ln Sub Total					\$26.98			\$35.00	\$0.00	\$0.00	\$90.24
RM049 / Chatham Rd											
33/ODell	02/03/17	7,352w	0.25	7.07	31	0.25	6.75	4100	0.19	6.56	20.37
Chatham Rd Sub Total					\$6.75			\$6.56	\$0.00	\$0.00	\$20.37
RM050 / Chelsey Ct											
33/ODell	04/05/17	7,352w	2.00	56.53	31	7.75	209.10	4100	1.50	52.50	318.12
Chelsey Ct Sub Total					\$209.10			\$52.50	\$0.00	\$0.00	\$318.12
RM051 / Cherokee Path											
33/ODell	03/02/17	7,352w	0.89	25.12	31	0.89	23.98	4100	0.67	23.33	72.44
Cherokee Path Sub Total					\$23.98			\$23.33	\$0.00	\$0.00	\$72.44
RM052 / Cheryl Lane											

2/1/2018

298

Comprehensive Detail by Task/Location

1380 / Sweep General				Equipment	Eqp Hr/MI	Eqp Cost	Material	Mat Used	Mat Cost	Contractor Cost	Overhead Cost	Total
	Labor Hrs	Labor Cost										
33/ODell	06/05/17	7,352w	1.14	32.30	31	1.14	30.83	4100	0.43	15.00	0.00	78.14
Cheryl Lane Sub Total			1.14	\$32.30					\$15.00	\$0.00	\$0.00	\$78.14
RM053 / Chester Ave.												
33/ODell	06/07/17	7,352w	0.89	25.12	31	0.89	23.98	4100	0.33	11.67	0.00	60.77
Chester Ave. Sub Total			0.89	\$25.12					\$11.67	\$0.00	\$0.00	\$60.77
RM054 / Cheyenne Trail												
33/ODell	03/02/17	7,352w	0.89	25.12	31	0.89	23.98	4100	0.67	23.33	0.00	72.44
Cheyenne Trail Sub Total			0.89	\$25.12					\$23.33	\$0.00	\$0.00	\$72.44
RM055 / Chippewa Trail												
33/ODell	03/06/17	7,352w	0.73	20.56	31	0.73	19.62	4100	0.36	12.73	0.00	52.90
Chippewa Trail Sub Total			0.73	\$20.56					\$12.73	\$0.00	\$0.00	\$52.90
RM056 / Choctaw Ridge Road												
33/ODell	02/03/17	7,352w	0.25	7.07	31	0.25	6.75	4100	0.19	6.56	0.00	20.37
Choctaw Ridge Road Sub Total			0.25	\$7.07					\$6.56	\$0.00	\$0.00	\$20.37
RM057 / Christian Lane												
33/ODell	05/11/17	7,352w	0.80	22.61	31	0.80	21.58	4100	0.60	21.00	0.00	65.20
Christian Lane Sub Total			0.80	\$22.61					\$21.00	\$0.00	\$0.00	\$65.20
RM058 / Christie Way												
33/ODell	06/02/17	7,352w	1.14	32.30	31	1.14	30.83	4100	0.43	15.00	0.00	78.14
33/ODell	07/07/17	8,422w	2.00	56.53	31	2.00	53.96	4100	0.50	17.50	0.00	127.99
33/ODell	08/15/17	11,914w	1.33	37.68	31	1.33	35.97	4100	0.33	13.17	0.00	86.82
33/ODell	08/15/17	11,914w	1.33	37.68	31	1.33	35.97	4100	0.33	13.17	0.00	86.82

2/1/2018

299

Comprehensive Detail by Task/Location

1380 / Sweep General				Equipment	Eqp Hr/MI	Eqp Cost	Material	Mat Used	Mat Cost	Contractor Cost	Overhead Cost	Total
	Labor Hrs	Labor Cost										
33/ODell	09/13/17	12,026w	1.50	42.39	56	1.50	22.50			0.00		64.89
33/ODell	11/17/17	14,238w	2.00	56.52	56	2.00	30.00	4100	1.00	39.50	0.00	126.02
Christie Way Sub Total			3.50	\$98.91					\$39.50	\$0.00	\$0.00	\$138.41
RM060 / Circle Dr												
33/ODell	05/19/17	7,352w	0.73	20.56	31	0.73	19.62	4100	0.55	19.09	0.00	59.27
Circle Dr Sub Total			0.73	\$20.56					\$19.09	\$0.00	\$0.00	\$59.27
RM061 / Clinton St												
33/ODell	06/07/17	7,352w	0.89	25.12	31	0.89	23.98	4100	0.33	11.67	0.00	60.77
Clinton St Sub Total			0.89	\$25.12					\$11.67	\$0.00	\$0.00	\$60.77
RM062 / Clover Ct												
33/ODell	05/19/17	7,352w	0.73	20.56	31	0.73	19.62	4100	0.55	19.09	0.00	59.27
Clover Ct Sub Total			0.73	\$20.56					\$19.09	\$0.00	\$0.00	\$59.27
RM063 / Colin Ct												
33/ODell	02/16/17	7,312w	0.80	22.61	31	0.80	21.58	4100	0.60	21.00	0.00	65.20
33/ODell	06/05/17	7,352w	1.14	32.30	31	1.14	30.83	4100	0.43	15.00	0.00	78.14
Colin Ct Sub Total			1.94	\$54.91					\$36.00	\$0.00	\$0.00	\$143.33
RM064 / Colonial Court												
33/ODell	05/11/17	7,352w	0.80	22.61	31	0.80	21.58	4100	0.60	21.00	0.00	65.20
Colonial Court Sub Total			0.80	\$22.61					\$21.00	\$0.00	\$0.00	\$65.20
RM065 / Columbia Rd.												
33/ODell	02/03/17	7,352w	0.25	7.07	31	0.25	6.75	4100	0.19	6.56	0.00	20.37

2/1/2018

300

Township of Branchburg

Reporting Dates: Year 2017

Comprehensive Detail by Task/Location

1380 / Sweep General		Labor Hrs	Labor Cost	Equipment	Eqp Hr/MI	Eqp Cost	Material	Mat Used	Mat Cost	Contractor Cost	Overhead Cost	Total
Columbia Rd, Sub Total		0.25	\$7.07			\$6.75			\$6.56	\$0.00	\$0.00	\$20.37
RM067 / Corliss Ct												
33/ODell	05/10/17 7,352w	2.00	\$6.53	31	2.00	\$3.96	4100	1.50	\$2.50	0.00		162.99
Corliss Ct Sub Total		2.00	\$6.53			\$3.96			\$2.50	\$0.00	\$0.00	\$162.99
RM068 / Cottage Pl												
33/ODell	05/02/17 7,352w	0.89	\$2.12	31	0.89	\$2.98	4100	0.67	\$2.33	0.00		72.44
Cottage Pl Sub Total		0.89	\$2.12			\$2.98			\$2.33	\$0.00	\$0.00	\$72.44
RM069 / Country Squire Way												
33/ODell	04/07/17 7,352w	1.60	\$4.22	31	1.60	\$3.17	4100	1.40	\$9.00	0.00		137.39
Country Squire Way Sub Total		1.60	\$4.22			\$3.17			\$9.00	\$0.00	\$0.00	\$137.39
RM070 / County Line Rd (By Harlan School)												
33/ODell	03/09/17 7,352w	1.14	\$2.30	31	1.14	\$0.83	4100	0.86	\$0.00	0.00		93.14
County Line Rd (By Harlan School)		1.14	\$2.30			\$0.83			\$0.00	\$0.00	\$0.00	\$93.14
RM071 / County Line Rd (off Rt 22)												
33/ODell	02/03/17 7,352w	0.25	\$0.7	31	0.25	\$0.75	4100	0.19	\$0.56	0.00		20.37
County Line Rd (off Rt 22) Sub Total		0.25	\$0.7			\$0.75			\$0.56	\$0.00	\$0.00	\$20.37
RM072 / Covered Bridge Rd												
33/ODell	05/25/17 7,352w	1.33	\$3.69	31	1.33	\$3.97	4100	1.00	\$3.00	0.00		108.66
Covered Bridge Rd Sub Total		1.33	\$3.69			\$3.97			\$3.00	\$0.00	\$0.00	\$108.66
RM073 / Craig Road												

2/1/2018

301

Township of Branchburg

Reporting Dates: Year 2017

Comprehensive Detail by Task/Location

1380 / Sweep General		Labor Hrs	Labor Cost	Equipment	Eqp Hr/MI	Eqp Cost	Material	Mat Used	Mat Cost	Contractor Cost	Overhead Cost	Total
33/ODell	05/04/17 7,352w	1.33	\$3.69	31	1.33	\$3.97	4100	1.33	\$6.67	0.00		120.33
Craig Road Sub Total		1.33	\$3.69			\$3.97			\$6.67	\$0.00	\$0.00	\$120.33
RM074 / Cranbury Rd												
33/ODell	05/02/17 7,352w	0.89	\$2.12	31	0.89	\$2.98	4100	0.67	\$2.33	0.00		72.44
Cranbury Rd Sub Total		0.89	\$2.12			\$2.98			\$2.33	\$0.00	\$0.00	\$72.44
RM075 / Creek Trail												
33/ODell	03/01/17 7,352w	1.60	\$4.22	31	1.60	\$3.17	4100	1.40	\$9.00	0.00		137.39
Creek Trail Sub Total		1.60	\$4.22			\$3.17			\$9.00	\$0.00	\$0.00	\$137.39
RM076 / Crestwood Ave.												
33/ODell	05/18/17 7,352w	1.00	\$2.26	31	1.00	\$2.98	4100	1.00	\$3.00	0.00		90.24
Crestwood Ave. Sub Total		1.00	\$2.26			\$2.98			\$3.00	\$0.00	\$0.00	\$90.24
RM077 / Crystal Ct												
33/ODell	02/16/17 7,312w	0.80	\$2.61	31	0.80	\$1.58	4100	0.60	\$2.10	0.00		65.20
33/ODell	06/05/17 7,352w	1.14	\$2.30	31	1.14	\$0.83	4100	0.43	\$1.50	0.00		78.14
Crystal Ct Sub Total		1.94	\$4.91			\$2.41			\$3.60	\$0.00	\$0.00	\$143.33
RM078 / Culmen Dr												
33/ODell	02/03/17 7,352w	0.25	\$0.7	31	0.25	\$0.75	4100	0.19	\$0.56	0.00		20.37
Culmen Dr Sub Total		0.25	\$0.7			\$0.75			\$0.56	\$0.00	\$0.00	\$20.37
RM079 / Dakota Trail												
33/ODell	02/03/17 7,352w	0.25	\$0.7	31	0.25	\$0.75	4100	0.19	\$0.56	0.00		20.37
Dakota Trail Sub Total		0.25	\$0.7			\$0.75			\$0.56	\$0.00	\$0.00	\$20.37

2/1/2018

302

Comprehensive Detail by Task/Location

1380 / Sweep General		Labor Hrs	Labor Cost	Equipment	Eqp Hrs/MI	Eqp Cost	Material	Mat Used	Mat Cost	Contractor Cost	Overhead Cost	Total
											\$0.00	
RM080 / Dana Terrace												
33/ODell	05/01/17	7,352w	1.33	37.69	31	1.33	35.97	4100	1.00	35.00	0.00	108.66
Dana Terrace Sub Total			1.33	\$37.69		\$35.97		\$35.00	\$0.00	\$0.00		\$108.66
RM081 / D'angelo Drive												
33/ODell	03/01/17	7,352w	1.60	45.22	31	1.60	43.17	4100	1.40	49.00	0.00	137.39
D'angelo Drive Sub Total			1.60	\$45.22		\$43.17		\$49.00	\$0.00	\$0.00		\$137.39
RM082 / Darcy Ct												
33/ODell	04/18/17	7,352w	2.00	56.53	31	2.00	53.96	4100	0.75	26.25	0.00	136.74
Darcy Ct Sub Total			2.00	\$56.53		\$53.96		\$26.25	\$0.00	\$0.00		\$136.74
RM083 / Deerfield Trail												
33/ODell	02/21/17	7,312w	2.00	56.53	31	2.00	53.96	4100	1.75	61.25	0.00	171.74
33/ODell	03/28/17	7,352w	2.67	75.37	31	2.67	71.95	4100	2.33	81.67	0.00	228.98
Deerfield Trail Sub Total			4.67	\$131.90		\$125.91		\$142.92	\$0.00	\$0.00		\$400.72
RM084 / Deerhill Rd												
33/ODell	05/19/17	7,352w	0.73	20.56	31	0.73	19.62	4100	0.55	19.09	0.00	59.27
Deerhill Rd Sub Total			0.73	\$20.56		\$19.62		\$19.09	\$0.00	\$0.00		\$59.27
RM085 / Delaware Ln												
33/ODell	03/06/17	7,352w	0.73	20.56	31	0.73	19.62	4100	0.36	12.73	0.00	52.90
Delaware Ln Sub Total			0.73	\$20.56		\$19.62		\$12.73	\$0.00	\$0.00		\$52.90
RM086 / Della Dr												

2/1/2018

303

Comprehensive Detail by Task/Location

1380 / Sweep General		Labor Hrs	Labor Cost	Equipment	Eqp Hrs/MI	Eqp Cost	Material	Mat Used	Mat Cost	Contractor Cost	Overhead Cost	Total
33/ODell	05/19/17	7,352w	0.73	20.56	31	0.73	19.62	4100	0.55	19.09	0.00	59.27
Della Dr Sub Total			0.73	\$20.56		\$19.62		\$19.09	\$0.00	\$0.00		\$59.27
RM087 / Devon Ln												
33/ODell	05/19/17	7,352w	0.73	20.56	31	0.73	19.62	4100	0.55	19.09	0.00	59.27
Devon Ln Sub Total			0.73	\$20.56		\$19.62		\$19.09	\$0.00	\$0.00		\$59.27
RM089 / Dow Place												
33/ODell	02/15/17	7,303w	1.14	32.30	31	1.14	30.83	4100	0.43	15.00	0.00	78.14
33/ODell	04/04/17	7,352w	0.80	22.61	31	0.80	21.58	4100	1.00	35.00	0.00	79.20
33/ODell	06/27/17	8,422w	2.67	75.37	31	2.67	71.95	4100	0.33	11.67	0.00	158.98
33/ODell	07/26/17	10,814w	4.00	113.04	31	4.00	107.92	4100	1.50	59.25	0.00	280.21
33/ODell	08/14/17	11,914w	0.80	22.61	31	0.80	21.58	4100	0.20	7.90	0.00	52.09
33/ODell	09/19/17	12,026w	1.00	28.26	56	1.00	15.00				0.00	43.26
85/Kraus	09/19/17	12,026w	1.00	20.59							0.00	20.59
33/ODell	11/15/17	14,238w	1.60	45.22	56	1.60	24.00	4100	0.80	31.60	0.00	100.82
Dow Place Sub Total			13.01	\$360.00		\$292.87		\$160.42	\$0.00	\$0.00		\$613.28
RM091 / Edgewood Road												
33/ODell	05/19/17	7,352w	0.73	20.56	31	0.73	19.62	4100	0.55	19.09	0.00	59.27
33/ODell	11/10/17	14,207w	3.00	84.78	56	3.00	45.00	4100	1.00	39.50	0.00	169.28
Edgewood Road Sub Total			3.73	\$105.34		\$64.62		\$58.59	\$0.00	\$0.00		\$228.55
RM092 / Elliot Ct												
33/ODell	05/12/17	7,352w	1.33	37.69	31	1.33	35.97	4100	1.50	52.50	0.00	126.16
33/ODell	06/15/17	8,422w	4.00	113.06	31	4.00	107.92	4100	1.00	35.00	0.00	255.98
33/ODell	07/19/17	10,814w	1.50	42.39	31	1.50	40.47	4100	0.50	19.75	0.00	102.61
33/ODell	08/15/17	11,914w	1.33	37.68	31	1.33	35.97	4100	0.33	13.17	0.00	86.82
33/ODell	09/19/17	12,026w	1.00	28.26	56	1.00	15.00				0.00	43.26
85/Kraus	09/19/17	12,026w	1.00	20.59							0.00	20.59
33/ODell	11/17/17	14,238w	2.00	56.52	56	2.00	30.00	4100	1.00	39.50	0.00	126.02

2/1/2018

304

Comprehensive Detail by Task/Location

1380 / Sweep General		Labor Hrs	Labor Cost	Equipment	Eqp Hr/MI	Eqp Cost	Material	Mat Used	Mat Cost	Contractor Cost	Overhead Cost	Total
Elliot Ct Sub Total		12.17	\$336.18			\$265.34			\$159.92	\$0.00	\$0.00	\$761.44
RM094 / Evans Way												
33/ODell	02/03/17	7,352w	0.25	7.07	31	0.25	6.75	4100	0.19	6.56	0.00	20.37
Evans Way Sub Total		0.25	\$7.07			\$6.75			\$6.56	\$0.00	\$0.00	\$20.37
RM095 / Evergreen Dr												
33/ODell	03/23/17	8,422w	1.00	28.26	31	1.00	26.98	4100	1.00	35.00	0.00	90.24
33/ODell	05/12/17	7,352w	1.33	37.69	31	1.33	35.97	4100	1.50	52.50	0.00	126.16
33/ODell	06/15/17	8,422w	4.00	113.06	31	4.00	107.92	4100	1.00	35.00	0.00	255.98
33/ODell	07/18/17	10,414w	2.00	56.52	31	2.00	53.96	4100	0.50	19.75	0.00	130.23
33/ODell	09/19/17	12,026w	1.00	28.26	56	1.00	15.00				0.00	43.26
85/Kraus	09/19/17	12,026w	1.00	20.59							0.00	20.59
33/ODell	11/20/17	14,238w	2.67	75.35	56	2.67	40.00	4100	1.33	52.67	0.00	168.03
Evergreen Dr Sub Total		13.00	\$359.74			\$279.83			\$194.92	\$0.00	\$0.00	\$834.49
RM096 / Fairview Drive												
33/ODell	06/06/17	7,352w	2.00	56.53	31	2.00	53.96	4100	0.50	17.50	0.00	127.99
Fairview Drive Sub Total		2.00	\$56.53			\$53.96			\$17.50	\$0.00	\$0.00	\$127.99
RM097 / Falls Rd												
33/ODell	05/19/17	7,352w	0.73	20.56	31	0.73	19.62	4100	0.55	19.09	0.00	59.27
Falls Rd Sub Total		0.73	\$20.56			\$19.62			\$19.09	\$0.00	\$0.00	\$59.27
RM099 / Farrington Ln												
33/ODell	05/04/17	7,352w	1.33	37.69	31	1.33	35.97	4100	1.33	46.67	0.00	120.33
33/ODell	07/19/17	10,826w	0.67	18.84	31	0.67	17.99	4100	0.17	6.58	0.00	43.41
Farrington Ln Sub Total		2.00	\$56.53			\$53.96			\$53.25	\$0.00	\$0.00	\$163.74

2/1/2018

305

Comprehensive Detail by Task/Location

1380 / Sweep General		Labor Hrs	Labor Cost	Equipment	Eqp Hr/MI	Eqp Cost	Material	Mat Used	Mat Cost	Contractor Cost	Overhead Cost	Total
RM100 / Fernando Ln											\$0.00	
33/ODell	05/23/17	7,352w	1.14	32.30	31	1.14	30.83	4100	0.86	30.00	0.00	93.14
Fernando Ln Sub Total		1.14	\$32.30			\$30.83			\$30.00	\$0.00	\$0.00	\$93.14
RM101 / Fieldpointe Dr												
33/ODell	02/21/17	7,312w	2.00	56.53	31	2.00	53.96	4100	1.75	61.25	0.00	171.74
33/ODell	03/08/17	7,352w	1.14	32.30	31	1.14	30.83	4100	0.86	30.00	0.00	93.14
33/ODell	04/03/17	46,158c	1.00	28.26	31	1.00	26.98	4100	1.00	35.00	0.00	90.24
Fieldpointe Dr Sub Total		4.14	\$117.09			\$111.77			\$126.25	\$0.00	\$0.00	\$355.12
RM102 / Forest Lane												
33/ODell	05/23/17	7,352w	1.14	32.30	31	1.14	30.83	4100	0.86	30.00	0.00	93.14
33/ODell	08/16/17	50,047c	5.00	141.30	31	5.00	134.90	4100	1.00	39.50	0.00	315.70
33/ODell	08/17/17	50,073c	4.00	113.04	31	4.00	107.92	4100	1.00	39.50	0.00	260.46
33/ODell	08/18/17	50,081c	2.00	56.52	31	2.00	53.96	4100	0.50	19.75	0.00	130.23
Forest Lane Sub Total		12.14	\$343.16			\$327.61			\$128.75	\$0.00	\$0.00	\$799.53
RM103 / Fox Chase Run												
33/ODell	04/03/17	7,352w	1.40	39.57	31	1.40	37.72	4100	1.20	42.00	0.00	119.34
Fox Chase Run Sub Total		1.40	\$39.57			\$37.72			\$42.00	\$0.00	\$0.00	\$119.34
RM104 / France Dr												
33/ODell	02/17/17	7,312w	1.60	45.22	31	1.60	43.17	4100	1.40	49.00	0.00	137.39
33/ODell	03/28/17	7,352w	2.67	75.37	31	2.67	71.95	4100	2.33	81.67	0.00	228.98
France Dr Sub Total		4.27	\$120.59			\$115.11			\$130.67	\$0.00	\$0.00	\$366.38
RM105 / Fremont Street												
33/ODell	05/18/17	7,352w	1.00	28.26	31	1.00	26.98	4100	1.00	35.00	0.00	90.24

2/1/2018

306

Township of Branchburg

Reporting Dates Year 2017

Comprehensive Detail by Task/Location

1380 / Sweep General	Labor Hrs	Labor Cost	Equipment	Eqp Hr/Mi	Eqp Cost	Material	Mat Used	Mat Cost	Contractor Cost	Overhead Cost	Total
Fremont Street Sub Total	1.00	\$28.26			\$26.98			\$35.00	\$0.00	\$0.00	\$90.24
RM106 / Frewert Ln											
29/Whitlock 04/20/17 7,352w 1.60 45.22			31	1.60	43.17	4100	1.60	56.00	0.00	0.00	45.22
33/ODell 04/20/17 7,352w									0.00	0.00	99.17
Frewert Ln Sub Total	1.60	\$45.22			\$43.17			\$56.00	\$0.00	\$0.00	\$144.38
RM107 / Gates Rd											
33/ODell 03/08/17 7,352w 1.14 32.30			31	1.14	30.83	4100	0.86	30.00	0.00	0.00	93.14
Gates Rd Sub Total	1.14	\$32.30			\$30.83			\$30.00	\$0.00	\$0.00	\$93.14
RM108 / Glen Crest Drive											
33/ODell 05/18/17 7,352w 1.00 28.26			31	1.00	26.98	4100	1.00	35.00	0.00	0.00	90.24
Glen Crest Drive Sub Total	1.00	\$28.26			\$26.98			\$35.00	\$0.00	\$0.00	\$90.24
RM109 / Gordon Place											
33/ODell 06/07/17 7,352w 0.89 25.12			31	0.89	23.98	4100	0.33	11.57	0.00	0.00	60.77
33/ODell 06/08/17 8,422w 0.60 16.96			31	0.60	16.19	4100	0.10	3.50	0.00	0.00	36.65
33/ODell 07/14/17 10,799w 8.00 226.08			31	8.00	215.84	4100	1.00	39.50	0.00	0.00	481.42
33/ODell 07/20/17 10,814w 2.67 75.36			31	2.67	71.95	4100	0.67	26.33	0.00	0.00	173.64
33/ODell 09/13/17 12,026w 1.50 42.39			56	1.50	22.50				0.00	0.00	64.89
33/ODell 11/15/17 14,238w 1.60 45.22			56	1.60	24.00	4100	0.80	31.60	0.00	0.00	100.82
Gordon Place Sub Total	15.26	\$431.13			\$374.46			\$112.60	\$0.00	\$0.00	\$918.19
RM110 / Grandview Dr											
33/ODell 05/25/17 7,352w 1.33 37.69			31	1.33	35.97	4100	1.00	35.00	0.00	0.00	108.66
Grandview Dr Sub Total	1.33	\$37.69			\$35.97			\$35.00	\$0.00	\$0.00	\$108.66

2/1/2018

307

Township of Branchburg

Reporting Dates Year 2017

Comprehensive Detail by Task/Location

1380 / Sweep General	Labor Hrs	Labor Cost	Equipment	Eqp Hr/Mi	Eqp Cost	Material	Mat Used	Mat Cost	Contractor Cost	Overhead Cost	Total
RM111 / Greenwood Ct											
33/ODell 02/22/17 7,312w 1.33 37.69			31	1.33	35.97	4100	1.17	40.83	0.00	0.00	114.49
29/Whitlock 04/20/17 7,352w 1.60 45.22			31	1.60	43.17	4100	1.60	56.00	0.00	0.00	45.22
33/ODell 04/20/17 7,352w									0.00	0.00	99.17
Greenwood Ct Sub Total	2.93	\$82.90			\$79.14			\$96.83	\$0.00	\$0.00	\$258.88
RM112 / Gregory Lane											
33/ODell 02/15/17 7,303w 1.14 32.30			31	1.14	30.83	4100	0.43	15.00	0.00	0.00	78.14
33/ODell 03/28/17 7,352w 2.67 75.37			31	2.67	71.95	4100	2.33	81.67	0.00	0.00	228.98
33/ODell 06/08/17 8,422w 0.60 16.96			31	0.60	16.19	4100	0.10	3.50	0.00	0.00	36.65
33/ODell 07/19/17 10,814w 1.50 42.39			31	1.50	40.47	4100	0.50	19.75	0.00	0.00	102.61
29/Whitlock 09/18/17 12,026w 0.89 25.12									0.00	0.00	25.12
33/ODell 09/18/17 12,026w			31	0.89	23.98				0.00	0.00	23.98
33/ODell 09/18/17 12,026w 0.89 25.12			56	0.89	13.33				0.00	0.00	38.45
33/ODell 11/16/17 14,238w 2.67 75.36			56	2.67	40.00	4100	1.33	52.67	0.00	0.00	168.03
Gregory Lane Sub Total	10.35	\$292.62			\$236.75			\$172.58	\$0.00	\$0.00	\$701.96
RM113 / Harlan School Rd (by County Line)											
33/ODell 03/07/17 7,352w 0.80 22.61			31	0.80	21.58	4100	0.40	14.00	0.00	0.00	58.20
Harlan School Rd (by County Line)	0.80	\$22.61			\$21.58			\$14.00	\$0.00	\$0.00	\$58.20
RM114 / Harlan School Rd.											
33/ODell 04/05/17 7,352w 2.00 56.53			31	7.75	209.10	4100	1.50	52.50	0.00	0.00	318.12
Harlan School Rd. Sub Total	2.00	\$56.53			\$209.10			\$52.50	\$0.00	\$0.00	\$318.12
RM115 / Harvest Dr											
33/ODell 05/23/17 7,352w 1.14 32.30			31	1.14	30.83	4100	0.86	30.00	0.00	0.00	93.14
Harvest Dr Sub Total	1.14	\$32.30			\$30.83			\$30.00	\$0.00	\$0.00	\$93.14

2/1/2018

308

Township of Branchburg

Reporting Dates Year 2017

Comprehensive Detail by Task/Location

1380 / Sweep General		Labor Hrs	Labor Cost	Equipment	Eqp Hr/MI	Eqp Cost	Material	Mat Used	Mat Cost	Contractor Cost	Overhead Cost	Total
RM116 / Henry Rd												
33/ODell	04/24/17	7,352w	1.14	31	1.14	30.83	4100	0.86	30.00	0.00		93.14
Henry Rd Sub Total			1.14			\$30.83			\$30.00	\$0.00	\$0.00	\$93.14
RM117 / Heritage Ct												
33/ODell	03/07/17	7,352w	0.80	31	0.80	21.58	4100	0.40	14.00	0.00		58.20
Heritage Ct Sub Total			0.80			\$21.58			\$14.00	\$0.00	\$0.00	\$58.20
RM118 / Hickory Hill Rd												
33/ODell	06/06/17	7,352w	2.00	31	2.00	53.96	4100	0.50	17.50	0.00		127.99
33/ODell	06/08/17	8,422w	0.60	31	0.60	16.19	4100	0.10	3.50	0.00		36.65
33/ODell	08/15/17	11,914w	1.33	31	1.33	35.97	4100	0.33	13.17	0.00		86.82
33/ODell	09/14/17	12,026w	2.67	56	2.67	40.00				0.00		115.36
33/ODell	11/15/17	14,238w	1.60	56	1.60	24.00	4100	0.80	31.60	0.00		100.82
Hickory Hill Rd Sub Total			8.20			\$170.12			\$65.77	\$0.00	\$0.00	\$467.63
RM119 / Hidden Lane												
33/ODell	05/10/17	7,352w	2.00	31	2.00	53.96	4100	1.50	52.50	0.00		162.99
Hidden Lane Sub Total			2.00			\$53.96			\$52.50	\$0.00	\$0.00	\$162.99
RM120 / Highview Court												
33/ODell	02/03/17	7,352w	0.25	31	0.25	6.75	4100	0.19	6.56	0.00		20.37
33/ODell	02/16/17	7,312w	0.80	31	0.80	21.58	4100	0.60	21.00	0.00		65.20
Highview Court Sub Total			1.05			\$28.33			\$27.56	\$0.00	\$0.00	\$85.57
RM121 / Hill Top Ln												
33/ODell	05/25/17	7,352w	1.33	31	1.33	35.97	4100	1.00	35.00	0.00		108.66
Hill Top Ln Sub Total			1.33			\$35.97			\$35.00	\$0.00	\$0.00	\$108.66

2/1/2018

309

Township of Branchburg

Reporting Dates Year 2017

Comprehensive Detail by Task/Location

1380 / Sweep General		Labor Hrs	Labor Cost	Equipment	Eqp Hr/MI	Eqp Cost	Material	Mat Used	Mat Cost	Contractor Cost	Overhead Cost	Total
												\$0.00
RM122 / Hillcrest Drive												
33/ODell	05/25/17	7,352w	1.33	31	1.33	35.97	4100	1.00	35.00	0.00		108.66
Hillcrest Drive Sub Total			1.33			\$35.97			\$35.00	\$0.00	\$0.00	\$108.66
RM123 / Holland Brook Rd West												
33/ODell	05/10/17	7,352w	2.00	31	2.00	53.96	4100	1.50	52.50	0.00		162.99
Holland Brook Rd West Sub Total			2.00			\$53.96			\$52.50	\$0.00	\$0.00	\$162.99
RM124 / Holland Brook Rd.												
33/ODell	05/11/17	7,352w	0.80	31	0.80	21.58	4100	0.60	21.00	0.00		65.20
Holland Brook Rd. Sub Total			0.80			\$21.58			\$21.00	\$0.00	\$0.00	\$65.20
RM125 / Hopi Trail												
33/ODell	02/03/17	7,352w	0.25	31	0.25	6.75	4100	0.19	6.56	0.00		20.37
Hopi Trail Sub Total			0.25			\$6.75			\$6.56	\$0.00	\$0.00	\$20.37
RM126 / Horizon Way												
33/ODell	06/01/17	7,352w	1.60	31	1.60	43.17	4100	0.60	21.00	0.00		109.39
Horizon Way Sub Total			1.60			\$43.17			\$21.00	\$0.00	\$0.00	\$109.39
RM127 / Howell Drive												
33/ODell	04/03/17	7,352w	1.40	31	1.40	37.77	4100	1.20	42.00	0.00		119.34
33/ODell	07/18/17	49,831c		31			4100	0.02	0.79	0.00		0.79
Howell Drive Sub Total			1.40			\$37.77			\$42.79	\$0.00	\$0.00	\$120.13
RM128 / Hummingbird Lane												

2/1/2018

310

Comprehensive Detail by Task/Location

1380 / Sweep General		Labor Hrs	Labor Cost	Equipment	Eqp Hr/MI	Eqp Cost	Material	Mat Used	Mat Cost	Contractor Cost	Overhead Cost	Total
33/ODell	04/10/17	7,352w	1.33	37.69	31	1.33	35.97	4100	1.00	35.00	0.00	108.66
Hummingbird Lane Sub Total			1.33	\$37.69			\$35.97		\$35.00	\$0.00	\$0.00	\$108.66
RM129 / Huron Trail												
33/ODell	02/03/17	7,352w	0.25	7.07	31	0.25	6.75	4100	0.19	6.56	0.00	20.37
Huron Trail Sub Total			0.25	\$7.07			\$6.75		\$6.56	\$0.00	\$0.00	\$20.37
RM130 / Huyler Rd												
33/ODell	04/25/17	7,352w	2.00	56.53	31	2.00	53.96	4100	1.50	52.50	0.00	162.99
Huyler Rd Sub Total			2.00	\$56.53			\$53.96		\$52.50	\$0.00	\$0.00	\$162.99
RM131 / Imclone Dr												
33/ODell	02/03/17	7,352w	0.25	7.07	31	0.25	6.75	4100	0.19	6.56	0.00	20.37
Imclone Dr Sub Total			0.25	\$7.07			\$6.75		\$6.56	\$0.00	\$0.00	\$20.37
RM132 / Industrial Parkway (readington Rd)												
33/ODell	02/03/17	7,352w	0.25	7.07	31	0.25	6.75	4100	0.19	6.56	0.00	20.37
Industrial Parkway (readington Rd)			0.25	\$7.07			\$6.75		\$6.56	\$0.00	\$0.00	\$20.37
RM133 / Industrial Parkway (county Line Rd)												
33/ODell	02/03/17	7,352w	0.25	7.07	31	0.25	6.75	4100	0.19	6.56	0.00	20.37
Industrial Parkway (county Line Rd)			0.25	\$7.07			\$6.75		\$6.56	\$0.00	\$0.00	\$20.37
RM134 / Iroquois Trail												
33/ODell	03/06/17	7,352w	0.73	20.56	31	0.73	19.62	4100	0.36	12.73	0.00	52.90
Iroquois Trail Sub Total			0.73	\$20.56			\$19.62		\$12.73	\$0.00	\$0.00	\$52.90

Comprehensive Detail by Task/Location

1380 / Sweep General		Labor Hrs	Labor Cost	Equipment	Eqp Hr/MI	Eqp Cost	Material	Mat Used	Mat Cost	Contractor Cost	Overhead Cost	Total
RM135 / Jeffrey Ct												
33/ODell	03/01/17	7,352w	1.60	45.22	31	1.60	43.17	4100	1.40	49.00	0.00	137.39
Jeffrey Ct Sub Total			1.60	\$45.22			\$43.17		\$49.00	\$0.00	\$0.00	\$137.39
RM136 / Johns Ln												
33/ODell	06/02/17	7,352w	1.14	32.30	31	1.14	30.83	4100	0.43	15.00	0.00	78.14
Johns Ln Sub Total			1.14	\$32.30			\$30.83		\$15.00	\$0.00	\$0.00	\$78.14
RM138 / Kacey Ct												
33/ODell	05/09/17	7,352w	2.67	75.37	31	2.67	71.93	4100	2.00	70.00	0.00	217.32
Kacey Ct Sub Total			2.67	\$75.37			\$71.93		\$70.00	\$0.00	\$0.00	\$217.32
RM139 / Katherine Street												
33/ODell	02/15/17	7,303w	1.14	32.30	31	1.14	30.83	4100	0.43	15.00	0.00	78.14
33/ODell	04/04/17	7,352w	0.80	22.61	31	0.80	21.58	4100	1.00	35.00	0.00	79.20
33/ODell	06/30/17	8,422w	2.67	75.37	31	2.67	71.93	4100	2.57	93.33	0.00	240.65
33/ODell	07/28/17	10,814w	2.67	75.36	31	2.67	71.93	4100	1.00	39.50	0.00	186.81
33/ODell	08/14/17	11,914w	0.80	22.61	31	0.80	21.58	4100	0.20	7.90	0.00	52.09
33/ODell	09/19/17	12,026w	1.00	28.26	56	1.00	15.00				0.00	43.26
95/Kraus	09/19/17	12,026w	1.00	20.59							0.00	20.59
Katherine Street Sub Total			10.08	\$277.10			\$232.90		\$190.73	\$0.00	\$0.00	\$700.73
RM140 / Katydid Drive												
33/ODell	04/03/17	7,352w	1.40	39.57	31	1.40	37.77	4100	1.20	42.00	0.00	119.34
Katydid Drive Sub Total			1.40	\$39.57			\$37.77		\$42.00	\$0.00	\$0.00	\$119.34
RM141 / Kelly Dr												
33/ODell	06/02/17	7,352w	1.14	32.30	31	1.14	30.83	4100	0.43	15.00	0.00	78.14

Comprehensive Detail by Task/Location

1380 / Sweep General			Equipment	Eqp Hr/MI	Eqp Cost	Material	Mat Used	Mat Cost	Contractor Cost	Overhead Cost	Total
Labor Hrs	Labor Cost										
Kelly Dr Sub Total					\$30.83			\$15.00	\$0.00	\$0.00	\$78.14
RM142 / Kenbury Rd.											
33/ODell	05/18/17	7,352w	1.00	28.26	31	1.00	26.98	4100	1.00	35.00	90.24
Kenbury Rd. Sub Total					\$26.98			\$35.00	\$0.00	\$0.00	\$90.24
RM143 / Kensington Ct											
33/ODell	05/23/17	7,352w	1.14	32.30	31	1.14	30.83	4100	0.86	30.00	93.14
Kensington Ct Sub Total					\$30.83			\$30.00	\$0.00	\$0.00	\$93.14
RM145 / Xlp Ln											
33/ODell	06/01/17	7,352w	1.60	45.22	31	1.60	43.17	4100	0.60	21.00	109.39
Xlp Ln Sub Total					\$43.17			\$21.00	\$0.00	\$0.00	\$109.39
RM146 / Kiva Place											
33/ODell	02/17/17	7,312w	1.60	45.22	31	1.60	43.17	4100	1.40	49.00	137.39
33/ODell	03/30/17	7,352w	1.60	45.22	31	1.60	43.17	4100	0.80	28.00	116.39
Kiva Place Sub Total					\$86.34			\$77.00	\$0.00	\$0.00	\$253.78
RM147 / Kyle Ct											
33/ODell	04/10/17	7,352w	1.33	37.69	31	1.33	35.97	4100	1.00	35.00	108.66
Kyle Ct Sub Total					\$35.97			\$35.00	\$0.00	\$0.00	\$108.66
RM148 / Laggren Way											
33/ODell	05/30/17	7,352w	0.67	18.84	31	0.67	17.99	4100	0.50	17.50	54.33
Laggren Way Sub Total					\$17.99			\$17.50	\$0.00	\$0.00	\$54.33
RM150 / Laurel Ct											

2/1/2018

313

Township of Branchburg

Comprehensive Detail by Task/Location

1380 / Sweep General			Equipment	Eqp Hr/MI	Eqp Cost	Material	Mat Used	Mat Cost	Contractor Cost	Overhead Cost	Total
Labor Hrs	Labor Cost										
33/ODell	04/05/17	7,352w	2.00	56.53	31	7.75	209.10	4100	1.50	52.50	318.12
Laurel Ct Sub Total					\$209.10			\$52.50	\$0.00	\$0.00	\$318.12
RM151 / Lehigh Road											
33/ODell	06/07/17	7,352w	0.89	25.12	31	0.89	23.98	4100	0.33	11.67	60.77
Lehigh Road Sub Total					\$23.98			\$11.67	\$0.00	\$0.00	\$60.77
RM152 / Lehman Ln											
33/ODell	05/11/17	7,352w	0.80	22.61	31	0.80	21.58	4100	0.60	21.00	65.20
Lehman Ln Sub Total					\$21.58			\$21.00	\$0.00	\$0.00	\$65.20
RM153 / Lenape Trail											
33/ODell	03/02/17	7,352w	0.89	25.12	31	0.89	23.98	4100	0.67	23.33	72.44
Lenape Trail Sub Total					\$23.98			\$23.33	\$0.00	\$0.00	\$72.44
RM154 / Leslie Lane											
33/ODell	02/03/17	7,352w	0.25	7.07	31	0.25	6.75	4100	0.19	6.56	20.37
Leslie Lane Sub Total					\$6.75			\$6.56	\$0.00	\$0.00	\$20.37
RM155 / Lexington Ave											
33/ODell	05/23/17	7,352w	1.14	32.30	31	1.14	30.83	4100	0.86	30.00	93.14
Lexington Ave Sub Total					\$30.83			\$30.00	\$0.00	\$0.00	\$93.14
RM156 / Libby Lane											
33/ODell	02/16/17	7,312w	0.80	22.61	31	0.80	21.58	4100	0.60	21.00	65.20
33/ODell	03/30/17	7,352w	1.60	45.22	31	1.60	43.17	4100	0.80	28.00	116.39
Libby Lane Sub Total					\$64.75			\$49.00	\$0.00	\$0.00	\$181.59

2/1/2018

314

Township of Branchburg

Reporting Dates Year 2017

Comprehensive Detail by Task/Location

1380 / Sweep General	Labor Hrs	Labor Cost	Equipment	Eqp Hr/MI	Eqp Cost	Material	Mat Used	Mat Cost	Contractor Cost	Overhead Cost	Total
										\$0.00	
RM157 / Lillian Pl											
33/ODell 04/13/17 7,352w	2.67	75.37	31	2.67	71.95	4100	1.67	58.33	0.00		205.65
Lillian Pl Sub Total	2.67	\$75.37			\$71.95			\$58.33	\$0.00	\$0.00	\$205.65
RM158 / Lindsay Ct											
33/ODell 04/26/17 7,352w	1.33	37.69	31	1.33	35.97	4100	1.00	35.00	0.00		108.66
Lindsay Ct Sub Total	1.33	\$37.69			\$35.97			\$35.00	\$0.00	\$0.00	\$108.66
RM159 / Locust Ave											
33/ODell 02/03/17 7,352w	0.25	7.07	31	0.25	6.75	4100	0.19	6.56	0.00		20.37
Locust Ave Sub Total	0.25	\$7.07			\$6.75			\$6.56	\$0.00	\$0.00	\$20.37
RM160 / Logan Drive											
29/Whitlock 04/19/17 7,352w	1.60	45.22							0.00		45.22
33/ODell 04/19/17 7,352w			31	1.60	43.17	4100	0.80	28.00	0.00		71.17
Logan Drive Sub Total	1.60	\$45.22			\$43.17			\$28.00	\$0.00	\$0.00	\$116.38
RM161 / Long Meadow Ct											
33/ODell 02/16/17 7,312w	0.80	22.61	31	0.80	21.58	4100	0.60	21.00	0.00		65.20
33/ODell 04/24/17 7,352w	1.14	32.30	31	1.14	30.83	4100	0.86	30.00	0.00		93.14
Long Meadow Ct Sub Total	1.94	\$54.91			\$52.42			\$51.00	\$0.00	\$0.00	\$158.33
RM163 / Lukes Pond Rd											
33/ODell 02/17/17 7,312w	1.60	45.22	31	1.60	43.17	4100	1.40	49.00	0.00		137.39
33/ODell 03/30/17 7,352w	1.60	45.22	31	1.60	43.17	4100	0.80	28.00	0.00		116.39
Lukes Pond Rd Sub Total	3.20	\$90.45			\$86.34			\$77.00	\$0.00	\$0.00	\$253.78

2/1/2018

315

Township of Branchburg

Reporting Dates Year 2017

Comprehensive Detail by Task/Location

1380 / Sweep General	Labor Hrs	Labor Cost	Equipment	Eqp Hr/MI	Eqp Cost	Material	Mat Used	Mat Cost	Contractor Cost	Overhead Cost	Total
RM164 / Lunde Ln											
33/ODell 04/07/17 7,352w	1.60	45.22	31	1.60	43.17	4100	1.40	49.00	0.00		137.39
Lunde Ln Sub Total	1.60	\$45.22			\$43.17			\$49.00	\$0.00	\$0.00	\$137.39
RM165 / Macintosh Rd											
33/ODell 05/01/17 7,352w	1.33	37.69	31	1.33	35.97	4100	1.00	35.00	0.00		108.66
Macintosh Rd Sub Total	1.33	\$37.69			\$35.97			\$35.00	\$0.00	\$0.00	\$108.66
RM167 / Main St											
33/ODell 02/03/17 7,352w	0.25	7.07	31	0.25	6.75	4100	0.19	6.56	0.00		20.37
Main St Sub Total	0.25	\$7.07			\$6.75			\$6.56	\$0.00	\$0.00	\$20.37
RM168 / Manchester Dr											
33/ODell 05/09/17 7,352w	2.67	75.37	31	2.67	71.95	4100	2.00	70.00	0.00		217.32
Manchester Dr Sub Total	2.67	\$75.37			\$71.95			\$70.00	\$0.00	\$0.00	\$217.32
RM169 / Maple Ave											
33/ODell 02/03/17 7,352w	0.25	7.07	31	0.25	6.75	4100	0.19	6.56	0.00		20.37
33/ODell 04/17/17 47,236c	4.00	113.06	31	4.00	107.92	4100	3.00	105.00	0.00		325.98
Maple Ave Sub Total	4.25	\$120.12			\$114.67			\$111.56	\$0.00	\$0.00	\$346.35
RM170 / Marshall St											
33/ODell 06/07/17 7,352w	0.89	25.12	31	0.89	23.98	4100	0.33	11.67	0.00		60.77
Marshall St Sub Total	0.89	\$25.12			\$23.98			\$11.67	\$0.00	\$0.00	\$60.77
RM171 / Mary Lynn Lane											
33/ODell 04/25/17 7,352w	2.00	56.53	31	2.00	53.96	4100	1.50	52.50	0.00		162.99

2/1/2018

316

Township of Branchburg

Reporting Dates: Year 2017

Comprehensive Detail by Task/Location

1380 / Sweep General		Labor Hrs	Labor Cost	Equipment	Eqp Hr/MI	Eqp Cost	Material	Mat Used	Mat Cost	Contractor Cost	Overhead Cost	Total
Mary Lynn Lane Sub Total		2.00	\$56.53			\$53.96			\$52.50	\$0.00	\$0.00	\$162.99
RM172 / Mathers Lane												
33/ODell	05/25/17 7,352w	1.33	37.69	31	1.33	35.97	4100	1.00	35.00	0.00		108.66
Mathers Lane Sub Total		1.33	\$37.69			\$35.97			\$35.00	\$0.00	\$0.00	\$108.66
RM173 / Meadow View Ct												
33/ODell	03/07/17 7,352w	0.80	22.61	31	0.80	21.58	4100	0.40	14.00	0.00		58.20
Meadow View Ct Sub Total		0.80	\$22.61			\$21.58			\$14.00	\$0.00	\$0.00	\$58.20
RM174 / Meister Ave (county line)												
33/ODell	02/03/17 7,352w	0.25	7.07	31	0.25	6.75	4100	0.19	6.56	0.00		20.37
Meister Ave (county line) Sub Total		0.25	\$7.07			\$6.75			\$6.56	\$0.00	\$0.00	\$20.37
RM175 / Meister Ave (readington Rd)												
33/ODell	02/03/17 7,352w	0.25	7.07	31	0.25	6.75	4100	0.19	6.56	0.00		20.37
Meister Ave (readington Rd) Sub Total		0.25	\$7.07			\$6.75			\$6.56	\$0.00	\$0.00	\$20.37
RM176 / Michael Ct												
33/ODell	03/07/17 7,352w	0.80	22.61	31	0.80	21.58	4100	0.40	14.00	0.00		58.20
Michael Ct Sub Total		0.80	\$22.61			\$21.58			\$14.00	\$0.00	\$0.00	\$58.20
RM177 / Mill Lane												
29/Whitlock	04/19/17 7,352w	1.60	45.22							0.00		45.22
33/ODell	04/19/17 7,352w			31	1.60	43.17	4100	0.80	28.00	0.00		71.17
33/ODell	06/27/17 8,422w	2.67	75.37	31	2.67	71.95	4100	0.33	11.67	0.00		158.98
29/Whitlock	09/18/17 12,026w	0.89	25.12							0.00		25.12
33/ODell	09/18/17 12,026w	0.89	25.12	56	0.89	13.33				0.00		38.45
33/ODell	09/18/17 12,026w			31	0.89	23.98				0.00		23.98

2/1/2018

317

Township of Branchburg

Reporting Dates: Year 2017

Comprehensive Detail by Task/Location

1380 / Sweep General		Labor Hrs	Labor Cost	Equipment	Eqp Hr/MI	Eqp Cost	Material	Mat Used	Mat Cost	Contractor Cost	Overhead Cost	Total
Mill Lane Sub Total		6.04	\$170.83			\$152.43			\$39.67	\$0.00	\$0.00	\$362.92
RM179 / Miller Ave.												
33/ODell	04/18/17 7,352w	2.00	56.53	31	2.00	53.96	4100	0.75	26.25	0.00		136.74
Miller Ave. Sub Total		2.00	\$56.53			\$53.96			\$26.25	\$0.00	\$0.00	\$136.74
RM180 / Mitchell Rd												
33/ODell	03/08/17 7,352w	1.14	32.30	31	1.14	30.83	4100	0.86	30.00	0.00		93.14
Mitchell Rd Sub Total		1.14	\$32.30			\$30.83			\$30.00	\$0.00	\$0.00	\$93.14
RM181 / Mohave Path												
33/ODell	03/07/17 7,352w	0.80	22.61	31	0.80	21.58	4100	0.40	14.00	0.00		58.20
Mohave Path Sub Total		0.80	\$22.61			\$21.58			\$14.00	\$0.00	\$0.00	\$58.20
RM182 / Mohawk Trail												
33/ODell	03/01/17 7,352w	1.60	45.22	31	1.60	43.17	4100	1.40	49.00	0.00		137.39
Mohawk Trail Sub Total		1.60	\$45.22			\$43.17			\$49.00	\$0.00	\$0.00	\$137.39
RM183 / Mohegan Trail												
33/ODell	02/03/17 7,352w	0.25	7.07	31	0.25	6.75	4100	0.19	6.56	0.00		20.37
Mohegan Trail Sub Total		0.25	\$7.07			\$6.75			\$6.56	\$0.00	\$0.00	\$20.37
RM184 / Monica Ct												
33/ODell	04/05/17 7,352w	2.00	56.53	31	2.00	209.10	4100	1.50	52.50	0.00		318.12
Monica Ct Sub Total		2.00	\$56.53			\$209.10			\$52.50	\$0.00	\$0.00	\$318.12
RM185 / Mountain View Terr												

2/1/2018

318

Comprehensive Detail by Task/Location

1380 / Sweep General		Labor Hrs	Labor Cost	Equipment	Eqp Hr/Mi	Eqp Cost	Material	Mat Used	Mat Cost	Contractor Cost	Overhead Cost	Total
33/ODell	05/30/17	7,352w	0.67	18.84	31	0.67	17.99	4100	0.50	17.50	0.00	54.33
Mountain View Terr Sub Total			0.67	\$18.84					\$17.50	\$0.00	\$0.00	\$54.33
RM186 / Mulberry Ct												
33/ODell	05/02/17	7,352w	0.89	25.12	31	0.89	23.98	4100	0.67	23.33	0.00	72.44
Mulberry Ct Sub Total			0.89	\$25.12					\$23.33	\$0.00	\$0.00	\$72.44
RM187 / Munsee Trail												
33/ODell	02/03/17	7,352w	0.25	7.07	31	0.25	6.75	4100	0.19	6.56	0.00	20.37
Munsee Trail Sub Total			0.25	\$7.07					\$6.56	\$0.00	\$0.00	\$20.37
RM189 / Narraganset Dr.												
33/ODell	03/02/17	7,352w	0.89	25.12	31	0.89	23.98	4100	0.67	23.33	0.00	72.44
Narraganset Dr. Sub Total			0.89	\$25.12					\$23.33	\$0.00	\$0.00	\$72.44
RM190 / Nassau Court												
29/Whitlock	04/20/17	7,352w	1.60	45.22						0.00		45.22
33/ODell	04/20/17	7,352w			31	1.60	43.17	4100	1.50	56.00	0.00	99.17
Nassau Court Sub Total			1.60	\$45.22			\$43.17		\$56.00	\$0.00	\$0.00	\$144.38
RM191 / Natures Ln												
33/ODell	05/02/17	7,352w	0.89	25.12	31	0.89	23.98	4100	0.67	23.33	0.00	72.44
Natures Ln Sub Total			0.89	\$25.12					\$23.33	\$0.00	\$0.00	\$72.44
RM192 / Navajo Trail												
33/ODell	03/07/17	7,352w	0.80	22.61	31	0.80	21.58	4100	0.40	14.00	0.00	58.20
Navajo Trail Sub Total			0.80	\$22.61					\$14.00	\$0.00	\$0.00	\$58.20

2/1/2018

319

Comprehensive Detail by Task/Location

1380 / Sweep General		Labor Hrs	Labor Cost	Equipment	Eqp Hr/Mi	Eqp Cost	Material	Mat Used	Mat Cost	Contractor Cost	Overhead Cost	Total
											\$0.00	
RM193 / Nicholas Ct												
33/ODell	03/07/17	7,352w	0.80	22.61	31	0.80	21.58	4100	0.40	14.00	0.00	58.20
Nicholas Ct Sub Total			0.80	\$22.61					\$14.00	\$0.00	\$0.00	\$58.20
RM194 / North Branch River Rd												
33/ODell	05/18/17	7,352w	1.00	28.26	31	1.00	26.98	4100	1.00	35.00	0.00	90.24
North Branch River Rd Sub Total			1.00	\$28.26					\$35.00	\$0.00	\$0.00	\$90.24
RM195 / Oak Crest Dr												
33/ODell	06/06/17	7,352w	2.00	56.33	31	2.00	53.96	4100	0.50	17.50	0.00	127.99
33/ODell	07/31/17	10,814w	8.00	226.08	31	8.00	215.84			0.00		441.92
33/ODell	09/14/17	12,026w	2.67	75.36	56	2.67	40.00			0.00		115.36
33/ODell	11/15/17	14,238w	1.60	45.22	56	1.60	24.00	4100	0.80	31.50	0.00	100.82
Oak Crest Dr Sub Total			14.27	\$403.18			\$333.80		\$49.10	\$0.00	\$0.00	\$786.08
RM196 / Oak Hill Road												
33/ODell	05/22/17	7,352w	2.67	75.37	31	2.67	71.95	4100	2.00	70.00	0.00	217.32
Oak Hill Road Sub Total			2.67	\$75.37			\$71.95		\$70.00	\$0.00	\$0.00	\$217.32
RM197 / Oak Tavern Circle												
33/ODell	05/12/17	7,352w	1.33	37.69	31	1.33	35.97	4100	1.50	52.50	0.00	126.16
33/ODell	07/18/17	10,799w	1.00	28.26	31	1.00	26.98	4100	0.25	9.88	0.00	65.12
33/ODell	07/18/17	10,799w	1.00	28.26	31	1.00	26.98	4100	0.25	9.88	0.00	65.12
33/ODell	07/19/17	10,826w	0.67	18.84	31	0.67	17.99	4100	0.17	6.58	0.00	43.41
Oak Tavern Circle Sub Total			4.00	\$113.05			\$107.92		\$78.83	\$0.00	\$0.00	\$299.80
RM198 / Old Turnpike Rd												
33/ODell	04/03/17	7,352w	1.40	39.57	31	1.40	37.77	4100	1.20	42.00	0.00	119.34

2/1/2018

320

Comprehensive Detail by Task/Location

1380 / Sweep General				Eqp	Eqp		Mat	Mat	Contractor	Overhead	Total
	Labor Hrs	Labor Cost	Equipment	Hr/MI	Cost	Material	Used	Cost	Cost	Cost	
Old Turnpike Rd Sub Total	1.40	\$39.57			\$37.77			\$42.00	\$0.00	\$0.00	\$119.34
RM199 / Old York Rd											
33/ODell	05/03/17	7,352w	31	1.33	37.69	4100	1.00	35.00	0.00		108.66
33/ODell	05/04/17	7,352w	31	1.33	37.69	4100	1.33	45.67	0.00		120.33
33/ODell	07/25/17	49,876c	31	1.00	28.26	4100	0.25	9.88	0.00		65.12
Old York Rd Sub Total	3.67	\$103.63			\$98.93			\$91.54	\$0.00	\$0.00	\$294.10
RM200 / Old York Rd (by Case Rd)											
33/ODell	05/30/17	7,352w	31	0.67	18.84	4100	0.50	17.50	0.00		54.33
Old York Rd (by Case Rd) Sub Total	0.67	\$18.84			\$17.99			\$17.50	\$0.00	\$0.00	\$54.33
RM202 / Olive St.											
33/ODell	02/03/17	7,352w	31	0.25	7.07	4100	0.19	6.56	0.00		20.37
Olive St. Sub Total	0.25	\$7.07			\$6.75			\$6.56	\$0.00	\$0.00	\$20.37
RM203 / Omni Ct											
33/ODell	06/02/17	7,352w	31	1.14	32.30	4100	0.43	15.00	0.00		78.14
Omni Ct Sub Total	1.14	\$32.30			\$30.83			\$15.00	\$0.00	\$0.00	\$78.14
RM204 / Ople Road											
33/ODell	06/08/17	7,352w	31	1.50	42.40	4100	0.25	8.75	0.00		91.62
Ople Road Sub Total	1.50	\$42.40			\$40.47			\$8.75	\$0.00	\$0.00	\$91.62
RM205 / Oriole Ln											
33/ODell	02/21/17	7,312w	31	2.00	56.33	4100	1.75	61.25	0.00		171.74
33/ODell	04/10/17	7,352w	31	1.33	37.69	4100	1.00	35.00	0.00		108.66

2/1/2018

321

Comprehensive Detail by Task/Location

1380 / Sweep General				Eqp	Eqp		Mat	Mat	Contractor	Overhead	Total
	Labor Hrs	Labor Cost	Equipment	Hr/MI	Cost	Material	Used	Cost	Cost	Cost	
Oriole Ln Sub Total	3.33	\$94.21			\$89.93			\$96.25	\$0.00	\$0.00	\$280.40
RM206 / Orion Way											
33/ODell	05/19/17	7,352w	31	0.73	20.56	4100	0.55	19.09	0.00		59.27
Orion Way Sub Total	0.73	\$20.56			\$19.62			\$19.09	\$0.00	\$0.00	\$59.27
RM207 / Ottawa Trail											
33/ODell	03/02/17	7,352w	31	0.89	25.12	4100	0.67	23.33	0.00		72.44
Ottawa Trail Sub Total	0.89	\$25.12			\$23.98			\$23.33	\$0.00	\$0.00	\$72.44
RM208 / Otto Rd											
33/ODell	06/02/17	7,352w	31	1.14	32.30	4100	0.43	15.00	0.00		78.14
Otto Rd Sub Total	1.14	\$32.30			\$30.83			\$15.00	\$0.00	\$0.00	\$78.14
RM209 / Oxford Court											
33/ODell	05/02/17	7,352w	31	0.89	25.12	4100	0.67	23.33	0.00		72.44
Oxford Court Sub Total	0.89	\$25.12			\$23.98			\$23.33	\$0.00	\$0.00	\$72.44
RM210 / Paddock Court											
33/ODell	05/03/17	7,352w	31	1.33	37.69	4100	1.00	35.00	0.00		108.66
Paddock Court Sub Total	1.33	\$37.69			\$35.97			\$35.00	\$0.00	\$0.00	\$108.66
RM211 / Palute Trail											
33/ODell	03/06/17	7,352w	31	0.73	20.56	4100	0.36	12.73	0.00		52.90
Palute Trail Sub Total	0.73	\$20.56			\$19.62			\$12.73	\$0.00	\$0.00	\$52.90
RM212 / Pamlico Path											

2/1/2018

322

Comprehensive Detail by Task/Location

1380 / Sweep General				Equipment	Eqp Hr/Mi	Eqp Cost	Material	Mat Used	Mat Cost	Contractor Cost	Overhead Cost	Total
Labor Hrs	Labor Cost											
33/ODell	03/06/17	7,352w	0.73	20.56	31	0.73	19.62	4100	0.36	12.73	0.00	52.90
Familica Path Sub Total			0.73	\$20.56					\$12.73	\$0.00	\$0.00	\$52.90
RM213 / Parsonage Hill Dr												
29/Whitlock	01/04/17	44,788c	2.00	56.53	31	2.00	53.96	4100	2.00	70.00	0.00	180.49
33/ODell	02/15/17	7,303w	1.14	32.30	31	1.14	30.83	4100	0.43	15.00	0.00	78.14
33/ODell	05/11/17	7,352w	0.80	22.61	31	0.80	21.58	4100	0.60	21.00	0.00	65.20
Parsonage Hill Dr Sub Total			3.94	\$111.44		\$106.38			\$106.00	\$0.00	\$0.00	\$323.82
RM214 / Pearl Street												
33/ODell	06/08/17	7,352w	1.50	42.40	31	1.50	40.47	4100	0.25	8.75	0.00	91.62
Pearl Street Sub Total			1.50	\$42.40		\$40.47			\$8.75	\$0.00	\$0.00	\$91.62
RM216 / Pine Ave												
33/ODell	04/07/17	7,352w	1.60	45.22	31	1.60	43.17	4100	1.40	49.00	0.00	137.39
33/ODell	04/28/17	47,341c	1.00	28.26	31	1.00	26.98	4100	1.00	35.00	0.00	90.24
33/ODell	07/05/17	8,422w	2.00	56.53	31	2.00	53.96	4100	0.67	23.33	0.00	133.82
29/Whitlock	09/18/17	12,026w	0.89	25.12							0.00	25.12
33/ODell	09/18/17	12,026w	0.89	25.12	56	0.89	13.33				0.00	38.45
33/ODell	09/18/17	12,026w			31	0.89	23.98				0.00	23.98
33/ODell	11/20/17	14,238w	2.67	75.36	56	2.67	40.00	4100	1.33	52.67	0.00	168.03
Pine Ave Sub Total			9.04	\$255.62		\$201.42			\$160.00	\$0.00	\$0.00	\$617.04
RM217 / Pine Ridge Dr												
29/Whitlock	04/20/17	7,352w	1.60	45.22							0.00	45.22
33/ODell	04/20/17	7,352w			31	1.60	43.17	4100	1.60	56.00	0.00	99.17
Pine Ridge Dr Sub Total			1.60	\$45.22		\$43.17			\$56.00	\$0.00	\$0.00	\$144.38
RM219 / Plymouth Court												

2/1/2018

323

Comprehensive Detail by Task/Location

1380 / Sweep General				Equipment	Eqp Hr/Mi	Eqp Cost	Material	Mat Used	Mat Cost	Contractor Cost	Overhead Cost	Total
Labor Hrs	Labor Cost											
33/ODell	05/11/17	7,352w	0.80	22.61	31	0.80	21.58	4100	0.60	21.00	0.00	65.20
Plymouth Court Sub Total			0.80	\$22.61		\$21.58			\$21.00	\$0.00	\$0.00	\$65.20
RM220 / Pohatan Lane												
33/ODell	02/03/17	7,352w	0.25	7.07	31	0.25	6.75	4100	0.19	6.56	0.00	20.37
Pohatan Lane Sub Total			0.25	\$7.07		\$6.75			\$6.56	\$0.00	\$0.00	\$20.37
RM221 / Post Rd												
33/ODell	06/06/17	7,352w	2.00	56.53	31	2.00	53.96	4100	0.50	17.50	0.00	127.99
33/ODell	06/08/17	8,422w	0.60	16.96	31	0.60	16.19	4100	0.10	3.50	0.00	36.65
33/ODell	06/19/17	48,666c	3.00	84.78	31	3.00	80.54	4100	1.00	39.50	0.00	205.22
33/ODell	07/20/17	10,814w	2.67	75.36	31	2.67	71.95	4100	0.67	26.33	0.00	173.64
33/ODell	09/13/17	12,026w	1.50	42.39	56	1.50	22.50				0.00	64.89
33/ODell	11/15/17	14,238w	1.60	45.22	56	1.60	24.00	4100	0.80	31.60	0.00	100.82
Post Rd Sub Total			11.37	\$321.23		\$269.53			\$118.43	\$0.00	\$0.00	\$709.20
RM222 / Breakneck Circle												
33/ODell	05/03/17	7,352w	1.33	37.69	31	1.33	35.97	4100	1.00	35.00	0.00	108.66
Breakneck Circle Sub Total			1.33	\$37.69		\$35.97			\$35.00	\$0.00	\$0.00	\$108.66
RM223 / Preston Dr												
29/Whitlock	04/20/17	7,352w	1.60	45.22							0.00	45.22
33/ODell	04/20/17	7,352w			31	1.60	43.17	4100	1.60	56.00	0.00	99.17
Preston Dr Sub Total			1.60	\$45.22		\$43.17			\$56.00	\$0.00	\$0.00	\$144.38
RM225 / Pueblo Trail												
33/ODell	03/06/17	7,352w	0.73	20.56	31	0.73	19.62	4100	0.36	12.73	0.00	52.90
33/ODell	07/06/17	49,770c	1.00	28.26	31	1.00	26.98	4100	0.50	19.75	0.00	74.99

2/1/2018

324

Comprehensive Detail by Task/Location

1380 / Sweep General		Labor Hrs	Labor Cost	Equipment	Eqp Hr/MI	Eqp Cost	Material	Mat Used	Mat Cost	Contractor Cost	Overhead Cost	Total
Pueblo Trail Sub Total		1.73	\$48.82			\$46.60			\$32.48	\$0.00	\$0.00	\$127.89
RM226 / Quail Ct												
33/ODell	02/22/17 7,312w	1.33	37.69	31	1.33	35.97	4100	1.17	40.83	0.00		114.49
33/ODell	04/12/17 7,352w	1.60	45.22	31	1.60	43.17	4100	1.20	42.00	0.00		130.39
Quail Ct Sub Total		2.93	\$82.91			\$79.14			\$82.83	\$0.00	\$0.00	\$244.88
RM227 / Ramapo Trail												
33/ODell	03/02/17 7,352w	0.89	25.12	31	0.89	23.98	4100	0.67	23.33	0.00		72.44
Ramapo Trail Sub Total		0.89	\$25.12			\$23.98			\$23.33	\$0.00	\$0.00	\$72.44
RM228 / Rays Ct												
33/ODell	06/02/17 7,352w	1.14	32.30	31	1.14	30.83	4100	0.43	15.00	0.00		78.14
Rays Ct Sub Total		1.14	\$32.30			\$30.83			\$15.00	\$0.00	\$0.00	\$78.14
RM230 / Renda Drive												
33/ODell	05/31/17 7,352w	1.33	37.69	31	1.33	35.97	4100	0.58	20.42	0.00		94.08
Renda Drive Sub Total		1.33	\$37.69			\$35.97			\$20.42	\$0.00	\$0.00	\$94.08
RM231 / Reyna Place												
33/ODell	06/02/17 7,352w	1.14	32.30	31	1.14	30.83	4100	0.43	15.00	0.00		78.14
Reyna Place Sub Total		1.14	\$32.30			\$30.83			\$15.00	\$0.00	\$0.00	\$78.14
RM232 / Richfield Ct												
33/ODell	02/16/17 7,312w	0.80	22.61	31	0.80	21.58	4100	0.50	21.00	0.00		65.20
33/ODell	06/05/17 7,352w	1.14	32.30	31	1.14	30.83	4100	0.43	15.00	0.00		78.14
Richfield Ct Sub Total		1.94	\$54.91			\$52.42			\$36.00	\$0.00	\$0.00	\$143.33

2/1/2018

325

Township of Branchburg

Comprehensive Detail by Task/Location

1380 / Sweep General		Labor Hrs	Labor Cost	Equipment	Eqp Hr/MI	Eqp Cost	Material	Mat Used	Mat Cost	Contractor Cost	Overhead Cost	Total
RM233 / River Rd												
33/ODell	04/18/17 7,352w	2.00	56.53	31	2.00	53.96	4100	0.75	26.25	0.00		136.74
29/Whitlock	04/19/17 7,352w	1.60	45.22							0.00		45.22
33/ODell	04/19/17 7,352w			31	1.60	43.17	4100	0.80	28.00	0.00		71.17
33/ODell	06/19/17 7,352w	1.33	37.69	31	1.33	35.97	4100	0.67	23.33	0.00		96.99
33/ODell	06/20/17 8,422w	3.00	84.79	31	3.00	80.94	4100	1.00	35.00	0.00		200.73
33/ODell	06/30/17 8,422w	2.67	75.37	31	2.67	71.95	4100	2.67	93.33	0.00		240.65
33/ODell	07/21/17 10,814w	2.00	56.52	31	2.00	53.96	4100	0.67	26.33	0.00		136.81
33/ODell	07/24/17 10,814w	8.00	226.08	31	8.00	215.84	4100	3.00	118.50	0.00		560.42
33/ODell	07/24/17 10,814w	7.00	197.82	31	7.00	188.86	4100	2.00	79.00	0.00		465.68
33/ODell	07/25/17 10,814w	4.00	113.04	31	4.00	107.92	4100	1.50	59.25	0.00		280.21
33/ODell	07/26/17 10,814w	4.00	113.04	31	4.00	107.92	4100	1.50	59.25	0.00		280.21
33/ODell	08/14/17 11,914w	0.80	22.61	31	0.80	21.58	4100	0.20	7.90	0.00		52.09
33/ODell	08/15/17 11,914w	1.33	37.68	31	1.33	35.97	4100	0.33	13.17	0.00		86.82
29/Whitlock	09/18/17 12,026w	0.89	25.12							0.00		25.12
33/ODell	09/18/17 12,026w	0.89	25.12	31	0.89	23.98	4100	0.33	13.17	0.00		86.82
33/ODell	09/18/17 12,026w	0.89	25.12	56	0.89	13.33				0.00		38.45
33/ODell	09/18/17 12,026w	0.89	25.12	31	0.89	23.98				0.00		23.98
River Rd Sub Total		35.51	\$1,003.58			\$947.44			\$510.07	\$0.00	\$0.00	\$2,461.09
RM234 / Robbins Rd												
33/ODell	04/24/17 7,352w	1.14	32.30	31	1.14	30.83	4100	0.86	30.00	0.00		93.14
33/ODell	04/25/17 7,352w	2.00	56.53	31	2.00	53.96	4100	1.50	52.50	0.00		162.99
Robbins Rd Sub Total		3.14	\$88.83			\$84.79			\$82.50	\$0.00	\$0.00	\$256.12
RM235 / Rolland Drive												
33/ODell	02/22/17 7,312w	1.33	37.69	31	1.33	35.97	4100	1.17	40.83	0.00		114.49
33/ODell	03/08/17 7,352w	1.14	32.30	31	1.14	30.83	4100	0.86	30.00	0.00		93.14
Rolland Drive Sub Total		2.48	\$69.99			\$66.81			\$70.83	\$0.00	\$0.00	\$207.63
RM236 / Rolling Hill Lane												
33/ODell	06/07/17 7,352w	0.89	25.12	31	0.89	23.98	4100	0.33	11.67	0.00		60.77
Rolling Hill Lane Sub Total		0.89	\$25.12			\$23.98			\$11.67	\$0.00	\$0.00	\$60.77

2/1/2018

326

Comprehensive Detail by Task/Location

1380 / Sweep General			Eqp	Eqp	Mat	Mat	Contractor	Overhead	Total			
Labor Hrs	Labor Cost	Equipment	Hr/MI	Cost	Material	Used	Cost	Cost	Cost			
									\$0.00			
RM237 / Ronan Way												
33/ODell	05/31/17	7,352w	1.33	37.69	31	1.33	35.97	4100	0.58	20.42	0.00	94.08
Ronan Way Sub Total			1.33	\$37.69			\$35.97		\$20.42	\$0.00	\$0.00	\$94.08
RM238 / Rose Way												
33/ODell	05/26/17	7,352w	2.67	75.37	31	2.67	71.95	4100	2.00	70.00	0.00	217.32
Rose Way Sub Total			2.67	\$75.37			\$71.95		\$70.00	\$0.00	\$0.00	\$217.32
RM239 / Round Hill Rd												
33/ODell	02/16/17	7,312w	0.80	22.61	31	0.80	21.58	4100	0.60	21.00	0.00	65.20
33/ODell	02/17/17	7,312w	1.60	45.22	31	1.60	43.17	4100	1.40	49.00	0.00	137.39
33/ODell	03/30/17	7,352w	1.60	45.22	31	1.60	43.17	4100	0.80	28.00	0.00	116.39
Round Hill Rd Sub Total			4.00	\$113.06			\$107.92		\$98.00	\$0.00	\$0.00	\$318.98
RM242 / Route 28												
33/ODell	04/04/17	46,165c	1.00	28.26	31	1.00	26.98	4100	2.00	70.00	0.00	125.24
Route 28 Sub Total			1.00	\$28.26			\$26.98		\$70.00	\$0.00	\$0.00	\$125.24
RM243 / Salam Ct												
33/ODell	05/09/17	7,352w	2.67	75.37	31	2.67	71.95	4100	2.00	70.00	0.00	217.32
Salem Ct Sub Total			2.67	\$75.37			\$71.95		\$70.00	\$0.00	\$0.00	\$217.32
RM244 / Samson Court												
33/ODell	02/03/17	7,352w	0.25	7.07	31	0.25	6.75	4100	0.19	6.56	0.00	20.37
Samson Court Sub Total			0.25	\$7.07			\$6.75		\$6.56	\$0.00	\$0.00	\$20.37
RM245 / Seminole Path												

2/1/2018

327

Comprehensive Detail by Task/Location

1380 / Sweep General			Eqp	Eqp	Mat	Mat	Contractor	Overhead	Total			
Labor Hrs	Labor Cost	Equipment	Hr/MI	Cost	Material	Used	Cost	Cost	Cost			
33/ODell	03/07/17	7,352w	0.80	22.61	31	0.80	21.58	4100	0.40	14.00	0.00	58.20
Seminole Path Sub Total			0.80	\$22.61			\$21.58		\$14.00	\$0.00	\$0.00	\$58.20
RM246 / Seneca Trail												
33/ODell	03/06/17	7,352w	0.73	20.56	31	0.73	19.62	4100	0.36	12.73	0.00	52.90
Seneca Trail Sub Total			0.73	\$20.56			\$19.62		\$12.73	\$0.00	\$0.00	\$52.90
RM247 / Settlers Court												
33/ODell	05/30/17	7,352w	0.67	18.84	31	0.67	17.99	4100	0.50	17.50	0.00	54.33
Settlers Court Sub Total			0.67	\$18.84			\$17.99		\$17.50	\$0.00	\$0.00	\$54.33
RM248 / Shadyside Court												
33/ODell	04/11/17	7,352w	1.50	42.40	31	1.50	40.47	4100	1.00	35.00	0.00	117.87
Shadyside Court Sub Total			1.50	\$42.40			\$40.47		\$35.00	\$0.00	\$0.00	\$117.87
RM249 / Shaffer Street												
33/ODell	05/18/17	7,352w	1.00	28.26	31	1.00	26.98	4100	1.00	35.00	0.00	90.24
Shaffer Street Sub Total			1.00	\$28.26			\$26.98		\$35.00	\$0.00	\$0.00	\$90.24
RM250 / Shale Hill Rd												
33/ODell	02/22/17	7,312w	1.33	37.69	31	1.33	35.97	4100	1.17	40.83	0.00	114.49
33/ODell	04/12/17	7,352w	1.60	45.22	31	1.60	43.17	4100	1.20	42.00	0.00	130.39
Shale Hill Rd Sub Total			2.93	\$82.91			\$79.14		\$82.83	\$0.00	\$0.00	\$244.88
RM251 / Sharon Ave.												
33/ODell	04/13/17	7,352w	2.67	75.37	31	2.67	71.95	4100	1.67	58.33	0.00	205.65
Sharon Ave. Sub Total			2.67	\$75.37			\$71.95		\$58.33	\$0.00	\$0.00	\$205.65

2/1/2018

328

Comprehensive Detail by Task/Location

1380 / Sweep General		Labor Hrs	Labor Cost	Equipment	Eqp Hr/MI	Eqp Cost	Material	Mat Used	Mat Cost	Contractor Cost	Overhead Cost	Total
\$0.00												
RM252 / Sheephill Circle												
33/ODell	02/22/17	7,312w	1.33	37.69	31	1.33	35.97	4100	1.17	40.83	0.00	114.49
33/ODell	04/24/17	7,352w	1.14	32.30	31	1.14	30.83	4100	0.86	30.00	0.00	93.14
Sheephill Circle Sub Total		2.48	\$69.99			\$66.81			\$70.83	\$0.00	\$0.00	\$207.63
RM253 / Shoshoni Way												
33/ODell	02/03/17	7,352w	0.25	7.07	31	0.25	6.75	4100	0.19	6.56	0.00	20.37
Shoshoni Way Sub Total		0.25	\$7.07			\$6.75			\$6.56	\$0.00	\$0.00	\$20.37
RM254 / Sioux Ln												
33/ODell	03/02/17	7,352w	0.89	25.12	31	0.89	23.98	4100	0.67	23.33	0.00	72.44
Sioux Ln Sub Total		0.89	\$25.12			\$23.98			\$23.33	\$0.00	\$0.00	\$72.44
RM255 / Snowbird Way												
33/ODell	02/22/17	7,312w	1.33	37.69	31	1.33	35.97	4100	1.17	40.83	0.00	114.49
33/ODell	04/12/17	7,352w	1.60	45.22	31	1.60	43.17	4100	1.20	42.00	0.00	130.39
Snowbird Way Sub Total		2.93	\$82.91			\$79.14			\$82.83	\$0.00	\$0.00	\$244.88
RM257 / South Horizon Way												
33/ODell	06/01/17	7,352w	1.60	45.22	31	1.60	43.17	4100	0.60	21.00	0.00	109.39
South Horizon Way Sub Total		1.60	\$45.22			\$43.17			\$21.00	\$0.00	\$0.00	\$109.39
RM258 / Spokane Lane												
33/ODell	03/07/17	7,352w	0.80	22.61	31	0.80	21.58	4100	0.40	14.00	0.00	58.20
Spokane Lane Sub Total		0.80	\$22.61			\$21.58			\$14.00	\$0.00	\$0.00	\$58.20
RM259 / Starling Dr												

2/1/2018

329

Township of Branchburg

Comprehensive Detail by Task/Location

1380 / Sweep General		Labor Hrs	Labor Cost	Equipment	Eqp Hr/MI	Eqp Cost	Material	Mat Used	Mat Cost	Contractor Cost	Overhead Cost	Total
33/ODell	04/07/17	7,352w	1.60	45.22	31	1.60	43.17	4100	1.40	49.00	0.00	137.39
Starling Dr Sub Total		1.60	\$45.22			\$43.17			\$49.00	\$0.00	\$0.00	\$137.39
RM261 / Stevens Ave												
29/Whitlock	01/04/17	44,789c	2.00	56.53	31	2.00	53.96	4100	2.00	70.00	0.00	180.49
33/ODell	02/15/17	7,303w	1.14	32.30	31	1.14	30.83	4100	0.43	15.00	0.00	78.14
33/ODell	04/04/17	7,352w	0.80	22.61	31	0.80	21.58	4100	1.00	35.00	0.00	79.20
33/ODell	06/29/17	8,422w	2.50	70.66	31	2.50	67.45	4100	1.50	52.50	0.00	190.61
33/ODell	07/27/17	10,814w	4.00	113.04	31	4.00	107.92	4100	1.50	59.25	0.00	280.21
33/ODell	07/27/17	10,814w	4.00	113.04	31	4.00	107.92	4100	1.50	59.25	0.00	280.21
33/ODell	08/14/17	11,914w	0.80	22.61	31	0.80	21.58	4100	0.20	7.90	0.00	52.09
33/ODell	09/19/17	12,026w	1.00	28.26	56	1.00	15.00				0.00	43.26
85/Kraus	09/19/17	12,026w	1.00	20.59							0.00	20.59
Stevens Ave Sub Total		13.24	\$366.60			\$318.33			\$239.65	\$0.00	\$0.00	\$924.58
RM262 / Stony Brook Rd (river To Harlan School)												
33/ODell	04/13/17	7,352w	2.67	75.37	31	2.67	71.95	4100	1.67	58.33	0.00	205.65
Stony Brook Rd (river To Harlan Sc		2.67	\$75.37			\$71.95			\$58.33	\$0.00	\$0.00	\$205.65
RM263 / Stony Brook Rd.												
33/ODell	04/25/17	7,352w	2.00	56.53	31	2.00	53.96	4100	1.50	52.50	0.00	162.99
33/ODell	04/26/17	7,352w	1.33	37.69	31	1.33	35.97	4100	1.00	35.00	0.00	108.66
33/ODell	06/30/17	8,422w	2.67	75.37	31	2.67	71.95	4100	2.67	93.33	0.00	240.65
35/Yacone	07/03/17	49,763c	1.00	28.26	31	1.00	26.99	4100	0.25	9.88	0.00	65.12
33/ODell	07/05/17	8,422w	2.00	56.53	31	2.00	53.96	4100	0.67	23.33	0.00	133.82
33/ODell	07/28/17	10,814w	2.67	75.36	31	2.67	71.95	4100	1.00	39.50	0.00	186.81
29/Whitlock	09/18/17	12,026w	0.89	25.12							0.00	25.12
33/ODell	09/18/17	12,026w	0.89	25.12	56	0.89	13.33				0.00	38.45
33/ODell	09/18/17	12,026w			31	0.89	23.98				0.00	23.98
Stony Brook Rd. Sub Total		13.44	\$379.97			\$352.08			\$253.54	\$0.00	\$0.00	\$985.60
RM264 / Stratford Lane												

2/1/2018

330

Comprehensive Detail by Task/Location

1360 / Sweep General				Equipment	Eqp Hr/Mi	Eqp Cost	Material	Mat Used	Mat Cost	Contractor Cost	Overhead Cost	Total
	Labor Hrs	Labor Cost										
33/ODell	02/03/17	7,352w	0.25	7.07	31	0.25	6.75	4100	0.19	6.56	0.00	20.37
Stratford Lane Sub Total			0.25	\$7.07					\$6.56	\$0.00	\$0.00	\$20.37
RM265 / Strawberry Hill Rd												
33/ODell	05/02/17	7,352w	0.89	25.12	31	0.89	23.56	4100	0.67	23.33	0.00	72.44
Strawberry Hill Rd Sub Total			0.89	\$25.12			\$23.98		\$23.33	\$0.00	\$0.00	\$72.44
RM267 / Sturbridge Rd												
33/ODell	06/07/17	7,352w	0.89	25.12	31	0.89	23.98	4100	0.33	11.67	0.00	60.77
Sturbridge Rd Sub Total			0.89	\$25.12			\$23.98		\$11.67	\$0.00	\$0.00	\$60.77
RM268 / Summer Rd												
33/ODell	06/05/17	7,352w	1.14	32.30	31	1.14	30.83	4100	0.43	15.00	0.00	78.14
Summer Rd Sub Total			1.14	\$32.30			\$30.83		\$15.00	\$0.00	\$0.00	\$78.14
RM269 / Summerfield Dr												
33/ODell	06/01/17	7,352w	1.60	45.22	31	1.60	43.17	4100	0.60	21.00	0.00	109.39
Summerfield Dr Sub Total			1.60	\$45.22			\$43.17		\$21.00	\$0.00	\$0.00	\$109.39
RM270 / Summit Street												
29/Whitlock	04/19/17	7,352w	1.60	45.22						0.00		45.22
33/ODell	04/19/17	7,352w			31	1.60	43.17	4100	0.80	28.00	0.00	71.17
Summit Street Sub Total			1.60	\$45.22			\$43.17		\$28.00	\$0.00	\$0.00	\$116.38
RM271 / Sunrise Way												
33/ODell	02/16/17	7,312w	0.80	22.61	31	0.80	21.58	4100	0.60	21.00	0.00	65.20
33/ODell	05/31/17	7,352w	1.33	37.69	31	1.33	35.97	4100	0.58	20.42	0.00	94.08

2/1/2018

331

Comprehensive Detail by Task/Location

1380 / Sweep General				Equipment	Eqp Hr/Mi	Eqp Cost	Material	Mat Used	Mat Cost	Contractor Cost	Overhead Cost	Total
	Labor Hrs	Labor Cost										
Sunrise Way Sub Total			2.13	\$60.30					\$41.42	\$0.00	\$0.00	\$159.27
RM272 / Sunset St												
33/ODell	04/26/17	7,352w	1.33	37.69	31	1.33	35.97	4100	1.00	35.00	0.00	108.66
33/ODell	09/13/17	50,199c	1.00	28.26	56	1.00	15.00	4100	1.00	39.50	0.00	82.76
Sunset St Sub Total			2.33	\$65.95			\$50.97		\$74.50	\$0.00	\$0.00	\$191.42
RM273 / Susquehanna Trail												
33/ODell	03/06/17	7,352w	0.73	20.56	31	0.73	19.62	4100	0.36	12.73	0.00	52.90
Susquehanna Trail Sub Total			0.73	\$20.56			\$19.62		\$12.73	\$0.00	\$0.00	\$52.90
RM274 / Swan Ct												
33/ODell	04/12/17	7,352w	1.60	45.22	31	1.60	43.17	4100	1.20	42.00	0.00	130.39
Swan Ct Sub Total			1.60	\$45.22			\$43.17		\$42.00	\$0.00	\$0.00	\$130.39
RM275 / Tamarack Drive												
33/ODell	05/22/17	7,352w	2.67	75.37	31	2.67	71.95	4100	2.00	70.00	0.00	217.32
Tamarack Drive Sub Total			2.67	\$75.37			\$71.95		\$70.00	\$0.00	\$0.00	\$217.32
RM276 / Tanglewood Drive												
33/ODell	04/10/17	7,352w	1.33	37.69	31	1.33	35.97	4100	1.00	35.00	0.00	108.66
Tanglewood Drive Sub Total			1.33	\$37.69			\$35.97		\$35.00	\$0.00	\$0.00	\$108.66
RM277 / Tecumseh Trail												
33/ODell	03/06/17	7,352w	0.73	20.56	31	0.73	19.62	4100	0.36	12.73	0.00	52.90
Tecumseh Trail Sub Total			0.73	\$20.56			\$19.62		\$12.73	\$0.00	\$0.00	\$52.90
RM278 / Thoroughbred Dr												

2/1/2018

332

Comprehensive Detail by Task/Location

1380 / Sweep General		Labor Hrs	Labor Cost	Equipment	Eqp Hr/Mi	Eqp Cost	Material	Mat Used	Mat Cost	Contractor Cost	Overhead Cost	Total
33/ODell	05/03/17	7,352w	1.33	31	1.33	35.97	4100	1.00	35.00	0.00		108.66
Thoroughbred Dr Sub Total			1.33			\$35.97			\$35.00	\$0.00	\$0.00	\$108.66
RM279 / Timbers Ct												
33/ODell	02/16/17	7,312w	0.80	31	0.80	21.58	4100	0.60	21.00	0.00		65.20
33/ODell	04/24/17	7,352w	1.14	31	1.14	30.83	4100	0.86	30.00	0.00		93.14
Timbers Ct Sub Total			1.94			\$52.42			\$51.00	\$0.00	\$0.00	\$158.33
RM280 / Tuscarora Trail												
33/ODell	02/03/17	7,352w	0.25	31	0.25	6.75	4100	0.19	6.58	0.00		20.37
Tuscarora Trail Sub Total			0.25			\$6.75			\$6.58	\$0.00	\$0.00	\$20.37
RM281 / Twin Pines Lane												
33/ODell	05/25/17	7,352w	1.33	31	1.33	35.97	4100	1.00	35.00	0.00		108.66
Twin Pines Lane Sub Total			1.33			\$35.97			\$35.00	\$0.00	\$0.00	\$108.66
RM282 / Vail Terrace												
33/ODell	04/11/17	7,352w	1.50	31	1.50	40.47	4100	1.00	35.00	0.00		117.87
Vail Terrace Sub Total			1.50			\$40.47			\$35.00	\$0.00	\$0.00	\$117.87
RM283 / Van Arsdale Dr												
33/ODell	05/23/17	7,352w	1.14	31	1.14	30.83	4100	0.86	30.00	0.00		93.14
Van Arsdale Dr Sub Total			1.14			\$30.83			\$30.00	\$0.00	\$0.00	\$93.14
RM284 / Van Dyke Rd												
33/ODell	05/18/17	7,352w	1.00	31	1.00	26.98	4100	1.00	35.00	0.00		90.24
Van Dyke Rd Sub Total			1.00			\$26.98			\$35.00	\$0.00	\$0.00	\$90.24

2/1/2018

333

Township of Branchburg

Comprehensive Detail by Task/Location

1380 / Sweep General		Labor Hrs	Labor Cost	Equipment	Eqp Hr/Mi	Eqp Cost	Material	Mat Used	Mat Cost	Contractor Cost	Overhead Cost	Total
												\$0.00
RM285 / Vanderver Ave												
33/ODell	03/08/17	7,352w	1.14	31	1.14	30.83	4100	0.86	30.00	0.00		93.14
Vanderver Ave Sub Total			1.14			\$30.83			\$30.00	\$0.00	\$0.00	\$93.14
RM287 / Village Way												
33/ODell	02/21/17	7,312w	2.00	31	2.00	53.96	4100	1.75	61.25	0.00		171.74
33/ODell	03/08/17	7,352w	1.14	31	1.14	30.83	4100	0.86	30.00	0.00		93.14
Village Way Sub Total			3.14			\$84.79			\$91.25	\$0.00	\$0.00	\$264.87
RM288 / Vollers Drive												
33/ODell	02/15/17	7,303w	1.14	31	1.14	30.83	4100	0.43	15.00	0.00		78.74
33/ODell	04/04/17	7,352w	0.80	31	0.80	21.58	4100	1.00	35.00	0.00		79.20
33/ODell	06/29/17	8,422w	2.50	31	2.50	67.45	4100	1.50	52.50	0.00		190.61
33/ODell	07/27/17	10,814w	4.00	31	4.00	107.92	4100	1.50	59.25	0.00		260.21
33/ODell	07/28/17	10,814w	2.67	31	2.67	71.95	4100	1.00	39.50	0.00		186.81
33/ODell	08/14/17	11,914w	0.80	31	0.80	21.58	4100	0.20	7.00	0.00		52.09
33/ODell	09/19/17	12,026w	1.00	56	1.00	15.00				0.00		43.26
85/Kraus	09/19/17	12,026w	1.00							0.00		20.59
Vollers Drive Sub Total			13.91			\$336.32			\$209.15	\$0.00	\$0.00	\$930.90
RM289 / Walnut Dr												
33/ODell	04/07/17	7,352w	1.60	31	1.60	43.17	4100	1.40	49.00	0.00		137.39
33/ODell	07/05/17	8,422w	2.00	31	2.00	53.96	4100	0.67	23.33	0.00		133.82
29/Whitlock	09/18/17	12,026w	0.89							0.00		25.12
33/ODell	09/18/17	12,026w		31	0.89	23.98				0.00		23.98
33/ODell	09/18/17	12,026w	0.89	56	0.89	13.33				0.00		38.45
Walnut Dr Sub Total			5.38			\$134.44			\$72.33	\$0.00	\$0.00	\$358.77
RM290 / Watchung Trail												

2/1/2018

334

Comprehensive Detail by Task/Location

1380 / Sweep General					Equipment	Eqp Hr/MI	Eqp Cost	Material	Mat Used	Mat Cost	Contractor Cost	Overhead Cost	Total
		Labor Hrs	Labor Cost										
33/ODell	02/03/17	7,352w	0.25	7.07	31	0.25	6.75	4100	0.19	5.56	0.00		20.37
Watchung Trail Sub Total			0.25	\$7.07			\$6.75			\$6.56	\$0.00	\$0.00	\$20.37
RM291 / West County Dr													
33/ODell	04/06/17	7,352w	8.00	226.11	31	8.00	215.84	4100	6.00	210.00	0.00		651.95
West County Dr Sub Total			8.00	\$226.11			\$215.84			\$210.00	\$0.00	\$0.00	\$651.95
RM293 / West County Drive Off Stony Brook													
33/ODell	04/26/17	7,352w	1.33	37.69	31	1.33	35.97	4100	1.00	35.00	0.00		108.66
West County Drive Off Stony Brook			1.33	\$37.69			\$35.97			\$35.00	\$0.00	\$0.00	\$108.66
RM294 / White Birch Ct													
33/ODell	04/24/17	7,352w	1.14	32.30	31	1.14	30.83	4100	0.86	30.00	0.00		93.14
White Birch Ct Sub Total			1.14	\$32.30			\$30.83			\$30.00	\$0.00	\$0.00	\$93.14
RM295 / Whitehall Drive													
33/ODell	05/04/17	7,352w	1.33	37.69	31	1.33	35.97	4100	1.33	46.67	0.00		120.33
Whitehall Drive Sub Total			1.33	\$37.69			\$35.97			\$46.67	\$0.00	\$0.00	\$120.33
RM296 / Whiton Rd													
33/ODell	05/19/17	7,352w	0.73	20.56	31	0.73	19.62	4100	0.55	19.09	0.00		59.27
33/ODell	06/19/17	8,422w	1.33	37.69	31	1.33	35.97	4100	0.67	23.33	0.00		96.99
33/ODell	07/21/17	10,814w	2.00	56.52	31	2.00	53.96	4100	0.67	26.33	0.00		136.81
29/Whitlock	09/18/17	12,026w	0.89	25.12							0.00		25.12
33/ODell	09/18/17	12,026w			31	0.89	23.98				0.00		23.98
33/ODell	09/18/17	12,026w	0.89	25.12	56	0.89	13.33				0.00		38.45
Whiton Rd Sub Total			5.84	\$165.00			\$146.87			\$68.76	\$0.00	\$0.00	\$380.83

2/1/2018

335

Comprehensive Detail by Task/Location

1380 / Sweep General					Equipment	Eqp Hr/MI	Eqp Cost	Material	Mat Used	Mat Cost	Contractor Cost	Overhead Cost	Total
		Labor Hrs	Labor Cost										
RM297 / Wind Mill Way													
33/ODell	03/23/17	8,422w	1.00	28.26	31	1.00	26.98	4100	1.00	35.00	0.00		90.24
33/ODell	05/12/17	7,352w	1.33	37.69	31	1.33	35.97	4100	1.50	52.50	0.00		126.16
33/ODell	05/25/17	48,493c	4.00	113.06	31	4.00	107.92	4100	3.00	105.00	0.00		325.98
33/ODell	07/19/17	10,814w	1.50	42.39	31	1.50	40.47	4100	0.50	19.75	0.00		102.61
33/ODell	09/19/17	12,026w	1.00	28.26	56	1.00	15.00				0.00		43.26
85/Kraus	09/19/17	12,026w	1.00	20.59							0.00		20.59
Wind Mill Way Sub Total			9.83	\$270.25			\$226.34			\$212.25	\$0.00	\$0.00	\$708.84
RM298 / Windy Willow Way													
29/Whitlock	01/04/17	44,790c	1.00	28.26	31	1.00	26.98	4100	1.00	35.00	0.00		90.24
33/ODell	05/04/17	7,352w	1.33	37.69	31	1.33	35.97	4100	1.33	46.67	0.00		120.33
Windy Willow Way Sub Total			2.33	\$65.95			\$62.95			\$81.67	\$0.00	\$0.00	\$210.57
RM299 / Winfield Terrace													
33/ODell	05/30/17	7,352w	0.67	18.84	31	0.67	17.99	4100	0.50	17.50	0.00		54.33
Winfield Terrace Sub Total			0.67	\$18.84			\$17.99			\$17.50	\$0.00	\$0.00	\$54.33
RM300 / Winthrop Dr													
33/ODell	04/26/17	7,352w	1.33	37.69	31	1.33	35.97	4100	1.00	35.00	0.00		108.66
Winthrop Dr Sub Total			1.33	\$37.69			\$35.97			\$35.00	\$0.00	\$0.00	\$108.66
RM301 / Woodfern Rd													
33/ODell	06/07/17	7,352w	0.89	25.12	31	0.89	23.98	4100	0.33	11.67	0.00		60.77
Woodfern Rd Sub Total			0.89	\$25.12			\$23.98			\$11.67	\$0.00	\$0.00	\$60.77
RM302 / Woodside Lane													
33/ODell	05/11/17	7,352w	0.80	22.61	31	0.80	21.58	4100	0.60	21.00	0.00		65.20

2/1/2018

336

Comprehensive Detail by Task/Location

1380 / Sweep General				Eqp	Eqp		Mat	Mat	Contractor	Overhead	Total
	Labor Hrs	Labor Cost	Equipment	Hr/MI	Cost	Material	Used	Cost	Cost	Cost	
Woodside Lane Sub Total	0.80	\$22.61			\$21.58			\$21.00	\$0.00	\$0.00	\$65.20
RM303 / Woodstock Ln											
33/ODell	05/10/17	7,352w	2.00	56.53	31	2.00	53.96	4100	1.50	52.50	162.99
Woodstock Ln Sub Total	2.00	\$56.53			\$53.96			\$52.50	\$0.00	\$0.00	\$162.99
RM304 / Wren Way											
33/ODell	05/11/17	7,352w	0.80	22.61	31	0.80	21.58	4100	0.60	21.00	55.20
Wren Way Sub Total	0.80	\$22.61			\$21.58			\$21.00	\$0.00	\$0.00	\$65.20
RM305 / Yellow Jacket Ct											
33/ODell	05/02/17	7,352w	0.89	25.12	31	0.89	23.98	4100	0.67	23.33	72.44
Yellow Jacket Ct Sub Total	0.89	\$25.12			\$23.98			\$23.33	\$0.00	\$0.00	\$72.44
RM306 / Yorkshire Lane											
33/ODell	05/11/17	7,352w	0.80	22.61	31	0.80	21.58	4100	0.60	21.00	65.20
Yorkshire Lane Sub Total	0.80	\$22.61			\$21.58			\$21.00	\$0.00	\$0.00	\$65.20
RM307 / Yuma Trail											
33/ODell	03/02/17	7,352w	0.89	25.12	31	0.89	23.98	4100	0.67	23.33	72.44
Yuma Trail Sub Total	0.89	\$25.12			\$23.98			\$23.33	\$0.00	\$0.00	\$72.44
RM315 / Santoro Court											
33/ODell	03/07/17	7,352w	0.80	22.61	31	0.80	21.58	4100	0.40	14.00	58.20
Santoro Court Sub Total	0.80	\$22.61			\$21.58			\$14.00	\$0.00	\$0.00	\$58.20
RM409 / Red Crest Ln											

Comprehensive Detail by Task/Location

1380 / Sweep General				Eqp	Eqp		Mat	Mat	Contractor	Overhead	Total
	Labor Hrs	Labor Cost	Equipment	Hr/MI	Cost	Material	Used	Cost	Cost	Cost	
33/ODell	02/03/17	7,352w	0.25	7.07	31	0.25	6.75	4100	0.19	6.56	20.37
Red Crest Ln Sub Total	0.25	\$7.07			\$6.75			\$6.56	\$0.00	\$0.00	\$20.37
RS341 / Benjamin Place: Christie Way-18											
33/ODell	08/29/17	11,962w	1.60	45.22	31	1.60	43.17	4100	1.20	47.40	135.78
Benjamin Place: Christie Way-18 Su	1.60	\$45.22			\$43.17			\$47.40	\$0.00	\$0.00	\$135.78
RS361 / Brandon Court: Brandon Court-Gregory Lane											
33/ODell	08/31/17	11,962w	0.53	15.07	31	0.53	14.39	4100	0.20	7.90	37.36
Brandon Court: Brandon Court-Gre	0.53	\$15.07			\$14.39			\$7.90	\$0.00	\$0.00	\$37.36
RS362 / Brandon Court: Gregory Lane-Brandon Court											
33/ODell	08/31/17	11,962w	0.53	15.07	31	0.53	14.39	4100	0.20	7.90	37.36
Brandon Court: Gregory Lane-Bran	0.53	\$15.07			\$14.39			\$7.90	\$0.00	\$0.00	\$37.36
RS363 / Brandon Court: Whiton Rd-Brandon Court											
33/ODell	08/31/17	11,962w	0.53	15.07	31	0.53	14.39	4100	0.20	7.90	37.36
Brandon Court: Whiton Rd-Brandon	0.53	\$15.07			\$14.39			\$7.90	\$0.00	\$0.00	\$37.36
RS372 / Brookview Ct: Evergreen Dr-35											
33/ODell	08/30/17	11,962w	1.60	45.22	31	1.60	43.17	4100	0.60	23.70	112.08
Brookview Ct: Evergreen Dr-35 Sub	1.60	\$45.22			\$43.17			\$23.70	\$0.00	\$0.00	\$112.08
RS400 / Cedar Grove Rd: Preston Dr-Summit Street											
33/ODell	08/31/17	11,962w	0.53	15.07	31	0.53	14.39	4100	0.20	7.90	37.36
Cedar Grove Rd: Preston Dr-Summit	0.53	\$15.07			\$14.39			\$7.90	\$0.00	\$0.00	\$37.36

Comprehensive Detail by Task/Location

1380 / Sweep General				Equipment	Eqp Hr/Mi	Eqp Cost	Material	Mat Used	Mat Cost	Contractor Cost	Overhead Cost	Total
Labor Hrs	Labor Cost											
RS402 / Cedar Grove Rd: Summit Street-River Rd												
33/ODEll	08/31/17	11,962w	0.53	15.07	31	0.53	14.39	4100	0.20	7.90	0.00	37.36
Cedar Grove Rd: Summit Street-Riv			0.53	\$15.07		\$14.39			\$7.90	\$0.00	\$0.00	\$37.36
RS405 / Central Pl: Station Rd-River Rd												
33/ODEll	09/01/17	11,962w	0.53	15.07	31	0.53	14.39	4100	0.17	6.58	0.00	36.04
Central Pl: Station Rd-River Rd Sub			0.53	\$15.07		\$14.39			\$6.58	\$0.00	\$0.00	\$36.04
RS430 / Christie Way: Summer Rd-Benjamin Place												
33/ODEll	08/28/17	11,962w	1.60	45.22	31	1.60	43.17	4100	0.30	11.85	0.00	100.23
Christie Way: Summer Rd-Benjamin			1.60	\$45.22		\$43.17			\$11.85	\$0.00	\$0.00	\$100.23
RS431 / Christie Way: Benjamin Place-Otto Rd												
33/ODEll	08/28/17	11,962w	1.60	45.22	31	1.60	43.17	4100	0.30	11.85	0.00	100.23
Christie Way: Benjamin Place-Otto			1.60	\$45.22		\$43.17			\$11.85	\$0.00	\$0.00	\$100.23
RS490 / Dow Place: Readington Rd-Vollers Drive												
33/ODEll	09/01/17	11,962w	0.53	15.07	31	0.53	14.39	4100	0.17	6.58	0.00	36.04
Dow Place: Readington Rd-Vollers I			0.53	\$15.07		\$14.39			\$6.58	\$0.00	\$0.00	\$36.04
RS494 / Elliot Ct: Evergreen Dr-94												
33/ODEll	08/30/17	11,962w	1.60	45.22	31	1.60	43.17	4100	0.60	23.70	0.00	112.08
Elliot Ct: Evergreen Dr-94 Sub Total			1.60	\$45.22		\$43.17			\$23.70	\$0.00	\$0.00	\$112.08
RS500 / Evergreen Dr: Old York Rd-Wind Mill Way												
33/ODEll	08/29/17	11,962w	1.60	45.22	31	1.60	43.17	4100	1.20	47.40	0.00	135.78
Evergreen Dr: Old York Rd-Wind M			1.60	\$45.22		\$43.17			\$47.40	\$0.00	\$0.00	\$135.78

2/1/2018

339

Comprehensive Detail by Task/Location

1380 / Sweep General				Equipment	Eqp Hr/Mi	Eqp Cost	Material	Mat Used	Mat Cost	Contractor Cost	Overhead Cost	Total
Labor Hrs	Labor Cost											
RS501 / Evergreen Dr: Wind Mill Way-Elliot Ct												
33/ODEll	08/29/17	11,962w	1.60	45.22	31	1.60	43.17	4100	1.20	47.40	0.00	135.78
Evergreen Dr: Wind Mill Way-Elliot			1.60	\$45.22		\$43.17			\$47.40	\$0.00	\$0.00	\$135.78
RS502 / Evergreen Dr: Brookview Ct-97004												
33/ODEll	08/29/17	11,962w	1.60	45.22	31	1.60	43.17	4100	1.20	47.40	0.00	135.78
Evergreen Dr: Brookview Ct-97004			1.60	\$45.22		\$43.17			\$47.40	\$0.00	\$0.00	\$135.78
RS503 / Evergreen Dr: Elliot Ct-Brookview Ct												
33/ODEll	08/29/17	11,962w	1.60	45.22	31	1.60	43.17	4100	1.20	47.40	0.00	135.78
Evergreen Dr: Elliot Ct-Brookview C			1.60	\$45.22		\$43.17			\$47.40	\$0.00	\$0.00	\$135.78
RS530 / Gordon Place: Post Rd-111												
33/ODEll	08/28/17	11,962w	1.60	45.22	31	1.60	43.17	4100	0.30	11.85	0.00	100.23
Gordon Place: Post Rd-111 Sub Tot			1.60	\$45.22		\$43.17			\$11.85	\$0.00	\$0.00	\$100.23
RS533 / Gregory Lane: Whiton Rd-Brandon Court												
33/ODEll	08/30/17	11,962w	1.60	45.22	31	1.60	43.17	4100	0.60	23.70	0.00	112.08
Gregory Lane: Whiton Rd-Brandon			1.60	\$45.22		\$43.17			\$23.70	\$0.00	\$0.00	\$112.08
RS590 / Katherine Street: Vollers Drive-Stevens Ave												
33/ODEll	09/01/17	11,962w	0.53	15.07	31	0.53	14.39	4100	0.17	6.58	0.00	36.04
Katherine Street: Vollers Drive-Stev			0.53	\$15.07		\$14.39			\$6.58	\$0.00	\$0.00	\$36.04
RS645 / Mill Lane: River Rd-179												
33/ODEll	09/01/17	11,962w	0.53	15.07	31	0.53	14.39	4100	0.17	6.58	0.00	36.04

2/1/2018

340

Comprehensive Detail by Task/Location

1380 / Sweep General		Labor Hrs	Labor Cost	Equipment	Eqp Hr/MI	Eqp Cost	Material	Mat Used	Mat Cost	Contractor Cost	Overhead Cost	Total
Mill Lane: River Rd-179 Sub Total		0.53	\$15.07			\$14.39			\$6.58	\$0.00	\$0.00	\$36.04
R5740 / Pine Ave: Stony Brook Rd.-Walnut Dr												
33/ODell	09/01/17 11,962w	0.53	15.07	31	0.53	14.39	4100	0.17	6.58	0.00		36.04
Pine Ave: Stony Brook Rd.-Walnut I		0.53	\$15.07			\$14.39			\$6.58	\$0.00	\$0.00	\$36.04
R5760 / Post Rd: Gordon Place-224002												
33/ODell	08/28/17 11,962w	1.60	45.22	31	1.60	43.17	4100	0.30	11.85	0.00		100.23
Post Rd: Gordon Place-224002 Sub		1.60	\$45.22			\$43.17			\$11.85	\$0.00	\$0.00	\$100.23
R5761 / Post Rd: Fairview Drive-Gordon Place												
33/ODell	08/28/17 11,962w	1.60	45.22	31	1.60	43.17	4100	0.30	11.85	0.00		100.23
Post Rd: Fairview Drive-Gordon Pla		1.60	\$45.22			\$43.17			\$11.85	\$0.00	\$0.00	\$100.23
R5791 / River Rd: Stony Brook Rd.-Miller Ave.												
33/ODell	08/31/17 11,962w	0.53	15.07	31	0.53	14.39	4100	0.20	7.90	0.00		37.36
River Rd: Stony Brook Rd.-Miller Av		0.53	\$15.07			\$14.39			\$7.90	\$0.00	\$0.00	\$37.36
R5793 / River Rd: Mill Lane-Jeffrey Ct												
33/ODell	08/31/17 11,962w	0.53	15.07	31	0.53	14.39	4100	0.20	7.90	0.00		37.36
River Rd: Mill Lane-Jeffrey Ct Sub 1		0.53	\$15.07			\$14.39			\$7.90	\$0.00	\$0.00	\$37.36
R5795 / River Rd: RR Crossing-Station Rd												
33/ODell	08/31/17 11,962w	0.53	15.07	31	0.53	14.39	4100	0.20	7.90	0.00		37.36
River Rd: RR Crossing-Station Rd Si		0.53	\$15.07			\$14.39			\$7.90	\$0.00	\$0.00	\$37.36
R5796 / River Rd: Logan Drive-Cedar Grove Rd												

2/1/2018

341

Comprehensive Detail by Task/Location

1380 / Sweep General		Labor Hrs	Labor Cost	Equipment	Eqp Hr/MI	Eqp Cost	Material	Mat Used	Mat Cost	Contractor Cost	Overhead Cost	Total
33/ODell	08/31/17 11,962w	0.53	15.07	31	0.53	14.39	4100	0.20	7.90	0.00		37.36
River Rd: Logan Drive-Cedar Grove		0.53	\$15.07			\$14.39			\$7.90	\$0.00	\$0.00	\$37.36
R5797 / River Rd: Central PI-RR Crossing												
33/ODell	09/01/17 11,962w	0.53	15.07	31	0.53	14.39	4100	0.17	6.58	0.00		36.04
River Rd: Central PI-RR Crossing Su		0.53	\$15.07			\$14.39			\$6.58	\$0.00	\$0.00	\$36.04
R5798 / River Rd: Cedar Grove Rd-Mill Lane												
33/ODell	08/31/17 11,962w	0.53	15.07	31	0.53	14.39	4100	0.20	7.90	0.00		37.36
River Rd: Cedar Grove Rd-Mill Lane		0.53	\$15.07			\$14.39			\$7.90	\$0.00	\$0.00	\$37.36
R5884 / Stevens Ave: Vollers Drive-Katherine Street												
33/ODell	09/01/17 11,962w	0.53	15.07	31	0.53	14.39	4100	0.17	6.58	0.00		36.04
Stevens Ave: Vollers Drive-Katherln		0.53	\$15.07			\$14.39			\$6.58	\$0.00	\$0.00	\$36.04
R5885 / Stevens Ave: Katherine Street-Vollers Drive												
33/ODell	09/01/17 11,962w	0.53	15.07	31	0.53	14.39	4100	0.17	6.58	0.00		36.04
Stevens Ave: Katherine Street-Volle		0.53	\$15.07			\$14.39			\$6.58	\$0.00	\$0.00	\$36.04
R5886 / Stevens Ave: West County Dr-Vollers Drive												
33/ODell	08/31/17 11,962w	0.53	15.07	31	0.53	14.39	4100	0.20	7.90	0.00		37.36
Stevens Ave: West County Dr-Voller		0.53	\$15.07			\$14.39			\$7.90	\$0.00	\$0.00	\$37.36
R5893 / Stony Brook Rd.: Breckenridge Dr-Baird Road												
33/ODell	08/31/17 11,962w	0.53	15.07	31	0.53	14.39	4100	0.20	7.90	0.00		37.36
Stony Brook Rd.: Breckenridge Dr-I		0.53	\$15.07			\$14.39			\$7.90	\$0.00	\$0.00	\$37.36

2/1/2018

342

Comprehensive Detail by Task/Location

1380 / Sweep General												
	Labor Hrs	Labor Cost	Equipment	Eqp Hr/MI	Eqp Cost	Material	Mat Used	Mat Cost	Contractor Cost	Overhead Cost	Total	
RS894 / Stony Brook Rd.: West County Dr-Sunset St												
33/ODell	08/31/17	11,962w	0.53	15.07	31	0.53	14.39	4100	0.20	7.90	0.00	37.36
Stony Brook Rd.: West County Dr-S		0.53	\$15.07					\$14.39		\$7.90	\$0.00	\$37.36
RS898 / Stony Brook Rd.: 262010-West County Dr												
33/ODell	08/31/17	11,962w	0.53	15.07	31	0.53	14.39	4100	0.20	7.90	0.00	37.36
Stony Brook Rd.: 262010-West Cou		0.53	\$15.07					\$14.39		\$7.90	\$0.00	\$37.36
RS899 / Stony Brook Rd.: Winthrop Dr-Breckenridge Dr												
33/ODell	08/31/17	11,962w	0.53	15.07	31	0.53	14.39	4100	0.20	7.90	0.00	37.36
Stony Brook Rd.: Winthrop Dr-Brec		0.53	\$15.07					\$14.39		\$7.90	\$0.00	\$37.36
RS944 / Vollers Drive: Stevens Ave-Stevens Ave												
33/ODell	09/01/17	11,962w	0.53	15.07	31	0.53	14.39	4100	0.17	6.58	0.00	36.04
Vollers Drive: Stevens Ave-Stevens		0.53	\$15.07					\$14.39		\$6.58	\$0.00	\$36.04
RS945 / Vollers Drive: 285001-Stevens Ave												
33/ODell	09/01/17	11,962w	0.53	15.07	31	0.53	14.39	4100	0.17	6.58	0.00	36.04
Vollers Drive: 288001-Stevens Ave		0.53	\$15.07					\$14.39		\$6.58	\$0.00	\$36.04
RS946 / Vollers Drive: Katherine Street-288005												
33/ODell	09/01/17	11,962w	0.53	15.07	31	0.53	14.39	4100	0.17	6.58	0.00	36.04
Vollers Drive: Katherine Street-2881		0.53	\$15.07					\$14.39		\$6.58	\$0.00	\$36.04
RS947 / Vollers Drive: Dow Place-Katherine Street												
33/ODell	09/01/17	11,962w	0.53	15.07	31	0.53	14.39	4100	0.17	6.58	0.00	36.04
Vollers Drive: Dow Place-Katherine		0.53	\$15.07					\$14.39		\$6.58	\$0.00	\$36.04

2/1/2018

343

Township of Branchburg

Comprehensive Detail by Task/Location

1380 / Sweep General												
	Labor Hrs	Labor Cost	Equipment	Eqp Hr/MI	Eqp Cost	Material	Mat Used	Mat Cost	Contractor Cost	Overhead Cost	Total	
											\$0.00	
RS948 / Vollers Drive: Stevens Ave-Dow Place												
33/ODell	09/01/17	11,962w	0.53	15.07	31	0.53	14.39	4100	0.17	6.58	0.00	36.04
Vollers Drive: Stevens Ave-Dow Pla		0.53	\$15.07					\$14.39		\$6.58	\$0.00	\$36.04
RS949 / Walnut Dr: Country Squire Way-Pine Ave												
33/ODell	09/01/17	11,962w	0.53	15.07	31	0.53	14.39	4100	0.17	6.58	0.00	36.04
Walnut Dr: Country Squire Way-Pir		0.53	\$15.07					\$14.39		\$6.58	\$0.00	\$36.04
RS950 / Walnut Dr: Pine Ave-289002												
33/ODell	09/01/17	11,962w	0.53	15.07	31	0.53	14.39	4100	0.17	6.58	0.00	36.04
Walnut Dr: Pine Ave-289002 Sub Tr		0.53	\$15.07					\$14.39		\$6.58	\$0.00	\$36.04
RS964 / Whiton Rd: Glen Crest Drive-Old York Rd												
33/ODell	08/30/17	11,962w	1.60	45.22	31	1.60	43.17	4100	0.60	23.70	0.00	112.08
Whiton Rd: Glen Crest Drive-Old Yc		1.60	\$45.22					\$43.17		\$23.70	\$0.00	\$112.08
RS978 / Wind Mill Way: Old York Rd-Evergreen Dr												
33/ODell	08/30/17	11,962w	1.60	45.22	31	1.60	43.17	4100	0.60	23.70	0.00	112.08
Wind Mill Way: Old York Rd-Evergr		1.60	\$45.22					\$43.17		\$23.70	\$0.00	\$112.08
TWPWIDE / Township Wide												
33/ODell	05/15/17	48,441c	8.00	226.11	31	8.00	215.84				0.00	441.95
77/Peapack	05/15/17	48,441c	8.00	8.00							0.00	8.00
33/ODell	05/16/17	48,443c	8.00	226.08	31	8.00	215.84				0.00	441.92
77/Peapack	05/16/17	48,443c	8.00	8.00							0.00	8.00
33/ODell	05/17/17	48,447c	4.00	113.06	31	4.00	107.92				0.00	220.98
Township Wide Sub Total		36.00	\$581.25					\$539.60		\$0.00	\$0.00	\$1,120.85

2/1/2018

344

Comprehensive Detail by Task/Location

1380 / Sweep General	Labor Hrs	Labor Cost	Equipment	Eqp Hr/MI	Eqp Cost	Material	Mat Used	Mat Cost	Contractor Cost	Overhead Cost	Total
										\$0.00	
1380 / Sweep General	747.00				\$19,204.62			\$13,841.04	\$0.00		\$53,660.29
Sub Total		\$20,614.63								\$0.00	

2/1/2018

345

Comprehensive Detail by Task/Location

1381 / Sweep Industrial	Labor Hrs	Labor Cost	Equipment	Eqp Hr/MI	Eqp Cost	Material	Mat Used	Mat Cost	Contractor Cost	Overhead Cost	Total
RM008 / Aspen Hill Rd											
33/ODell	01/18/17	7,158w	1.33	37.69	31	1.33	35.97	4100	1.33	46.67	120.33
33/ODell	02/07/17	7,185w	0.80	22.61	31	0.80	21.58	4100	0.40	14.00	58.20
33/ODell	03/22/17	7,292w	1.00	28.26	31	1.00	26.98	4100	0.75	26.25	81.49
33/ODell	04/27/17	8,421w	1.00	28.26	31	1.00	26.98	4100	0.50	17.50	72.74
33/ODell	06/13/17	9,535w	0.89	25.12	31	0.89	23.98	4100	0.33	11.67	60.77
33/ODell	07/06/17	9,655w	0.89	25.12	31	0.89	23.98	4100	0.44	15.56	64.66
33/ODell	08/01/17	10,772w	1.00	28.26	31	1.00	26.98	4100	1.00	35.00	90.24
33/ODell	09/21/17	13,042w	0.89	25.12	56	0.89	13.33	4100	0.33	11.67	50.12
33/ODell	10/11/17	13,054w	0.67	18.84	56	0.67	10.00	4100	0.42	14.58	43.43
33/ODell	11/22/17	13,113w	0.67	18.84	56	0.67	10.00	4100	0.33	11.67	40.51
33/ODell	12/19/17	16,341w	1.14	32.30	56	1.14	17.14	4100	0.43	15.00	64.44
Aspen Hill Rd Sub Total		10.28	\$290.45		\$236.94			\$219.56	\$0.00	\$0.00	\$746.94
RM046 / Chambers Brook Road											
33/ODell	01/18/17	7,158w	1.33	37.69	31	1.33	35.97	4100	1.33	46.67	120.33
33/ODell	02/07/17	7,185w	0.80	22.61	31	0.80	21.58	4100	0.40	14.00	58.20
33/ODell	03/22/17	7,292w	1.00	28.26	31	1.00	26.98	4100	0.75	26.25	81.49
33/ODell	04/27/17	8,421w	1.00	28.26	31	1.00	26.98	4100	0.50	17.50	72.74
33/ODell	06/13/17	9,535w	0.89	25.12	31	0.89	23.98	4100	0.33	11.67	60.77
33/ODell	07/06/17	9,655w	0.89	25.12	31	0.89	23.98	4100	0.44	15.56	64.66
33/ODell	08/01/17	10,772w	1.00	28.26	31	1.00	26.98	4100	1.00	35.00	90.24
33/ODell	09/21/17	13,042w	0.89	25.12	56	0.89	13.33	4100	0.33	11.67	50.12
33/ODell	10/11/17	13,054w	0.67	18.84	56	0.67	10.00	4100	0.42	14.58	43.43
33/ODell	11/22/17	13,113w	0.67	18.84	56	0.67	10.00	4100	0.33	11.67	40.51
33/ODell	12/19/17	16,341w	1.14	32.30	56	1.14	17.14	4100	0.43	15.00	64.44
Chambers Brook Road Sub Total		10.28	\$290.45		\$236.94			\$219.56	\$0.00	\$0.00	\$746.94
RM049 / Chatham Rd											
33/ODell	01/18/17	7,158w	1.33	37.69	31	1.33	35.97	4100	1.33	46.67	120.33
33/ODell	02/07/17	7,185w	0.80	22.61	31	0.80	21.58	4100	0.40	14.00	58.20
33/ODell	03/23/17	7,292w	1.50	42.40	31	1.50	40.47	4100	2.25	78.75	161.62
33/ODell	04/27/17	8,421w	1.00	28.26	31	1.00	26.98	4100	0.50	17.50	72.74

2/1/2018

346

Comprehensive Detail by Task/Location

1381 / Sweep Industrial				Eqp	Eqp	Mat	Mat	Contractor	Overhead	Total		
Labor Hrs	Labor Cost	Equipment	Hr/Mi	Cost	Material	Used	Cost	Cost	Cost			
33/ODell	06/13/17	9,535w	0.89	25.12	31	0.89	23.98	4100	0.33	11.67	0.00	60.77
33/ODell	07/06/17	9,655w	0.89	25.12	31	0.89	23.98	4100	0.44	15.56	0.00	64.66
33/ODell	08/01/17	10,772w	1.00	28.26	31	1.00	26.98	4100	1.00	35.00	0.00	90.24
33/ODell	09/21/17	13,042w	0.89	25.12	56	0.89	13.33	4100	0.33	11.67	0.00	50.12
33/ODell	10/11/17	13,054w	0.67	18.84	56	0.67	10.00	4100	0.42	14.58	0.00	43.43
33/ODell	11/22/17	13,113w	0.67	18.84	56	0.67	10.00	4100	0.33	11.67	0.00	40.51
33/ODell	12/20/17	16,341w	1.60	45.22	56	1.60	24.00	4100	0.40	14.00	0.00	83.22
Chatham Rd Sub Total				11.23	\$317.50		\$257.29		\$271.06	\$0.00	\$0.00	\$845.84
RM055 / Columbia Rd.												
33/ODell	01/19/17	7,158w	1.33	37.69	31	1.33	35.97	4100	1.33	46.67	0.00	120.33
33/ODell	02/07/17	7,185w	0.80	22.61	31	0.80	21.58	4100	0.40	14.00	0.00	58.20
33/ODell	03/22/17	7,292w	1.00	28.26	31	1.00	26.98	4100	0.75	26.25	0.00	81.49
33/ODell	04/27/17	8,421w	1.00	28.26	31	1.00	26.98	4100	0.50	17.50	0.00	72.74
33/ODell	06/13/17	9,535w	0.89	25.12	31	0.89	23.98	4100	0.33	11.67	0.00	60.77
33/ODell	07/06/17	9,655w	0.89	25.12	31	0.89	23.98	4100	0.44	15.56	0.00	64.66
33/ODell	08/01/17	10,772w	1.00	28.26	31	1.00	26.98	4100	1.00	35.00	0.00	90.24
33/ODell	09/21/17	13,042w	0.89	25.12	56	0.89	13.33	4100	0.33	11.67	0.00	50.12
33/ODell	10/11/17	13,054w	0.67	18.84	56	0.67	10.00	4100	0.42	14.58	0.00	43.43
33/ODell	11/22/17	13,113w	0.67	18.84	56	0.67	10.00	4100	0.33	11.67	0.00	40.51
33/ODell	12/19/17	16,341w	1.14	32.30	56	1.14	17.14	4100	0.43	15.00	0.00	64.44
Columbia Rd. Sub Total				10.28	\$290.45		\$236.94		\$219.56	\$0.00	\$0.00	\$746.94
RM078 / Colnen Dr												
33/ODell	01/19/17	7,158w	1.33	37.69	31	1.33	35.97	4100	1.17	40.83	0.00	114.49
33/ODell	02/07/17	7,185w	0.80	22.61	31	0.80	21.58	4100	0.40	14.00	0.00	58.20
33/ODell	03/23/17	7,292w	1.50	42.40	31	1.50	40.47	4100	2.25	78.75	0.00	161.62
33/ODell	04/27/17	8,421w	1.00	28.26	31	1.00	26.98	4100	0.50	17.50	0.00	72.74
33/ODell	06/13/17	9,535w	0.89	25.12	31	0.89	23.98	4100	0.33	11.67	0.00	60.77
33/ODell	07/06/17	9,655w	0.89	25.12	31	0.89	23.98	4100	0.44	15.56	0.00	64.66
33/ODell	08/01/17	10,772w	1.00	28.26	31	1.00	26.98	4100	1.00	35.00	0.00	90.24
33/ODell	09/21/17	13,042w	0.89	25.12	56	0.89	13.33	4100	0.33	11.67	0.00	50.12
33/ODell	10/11/17	13,054w	0.67	18.84	56	0.67	10.00	4100	0.42	14.58	0.00	43.43

2/1/2018

347

Comprehensive Detail by Task/Location

1381 / Sweep Industrial				Eqp	Eqp	Mat	Mat	Contractor	Overhead	Total		
Labor Hrs	Labor Cost	Equipment	Hr/Mi	Cost	Material	Used	Cost	Cost	Cost			
33/ODell	11/22/17	13,113w	0.67	18.84	56	0.67	10.00	4100	0.33	11.67	0.00	40.51
33/ODell	12/20/17	16,341w	1.60	45.22	56	1.60	24.00	4100	0.40	14.00	0.00	83.22
Colnen Dr Sub Total				11.23	\$317.50		\$257.29		\$265.22	\$0.00	\$0.00	\$840.01
RM094 / Evans Way												
33/ODell	01/19/17	7,158w	1.33	37.69	31	1.33	35.97	4100	1.17	40.83	0.00	114.49
33/ODell	02/06/17	7,185w	1.00	28.26	31	1.00	26.98	4100	0.50	17.50	0.00	72.74
33/ODell	03/22/17	7,292w	1.00	28.26	31	1.00	26.98	4100	0.75	26.25	0.00	81.49
33/ODell	04/28/17	8,421w	1.00	28.26	31	1.00	26.98	4100	1.25	43.75	0.00	98.99
33/ODell	06/14/17	9,535w	1.33	37.69	31	1.33	35.97	4100	0.67	23.33	0.00	96.99
33/ODell	07/07/17	9,655w	1.33	37.69	31	1.33	35.97	4100	0.67	23.33	0.00	96.99
33/ODell	08/02/17	10,772w	2.00	56.53	31	2.00	53.96	4100	0.63	21.88	0.00	132.36
33/ODell	09/21/17	13,042w	0.89	25.12	56	0.89	13.33	4100	0.33	11.67	0.00	50.12
33/ODell	10/11/17	13,054w	0.67	18.84	56	0.67	10.00	4100	0.42	14.58	0.00	43.43
33/ODell	11/22/17	13,113w	0.67	18.84	56	0.67	10.00	4100	0.33	11.67	0.00	40.51
33/ODell	12/19/17	16,341w	1.14	32.30	56	1.14	17.14	4100	0.43	15.00	0.00	64.44
Evans Way Sub Total				12.37	\$349.49		\$293.30		\$249.79	\$0.00	\$0.00	\$892.58
RM131 / Imclone Dr												
33/ODell	01/19/17	7,158w	1.33	37.69	31	1.33	35.97	4100	1.17	40.83	0.00	114.49
33/ODell	02/07/17	7,185w	0.80	22.61	31	0.80	21.58	4100	0.40	14.00	0.00	58.20
33/ODell	03/22/17	7,292w	1.00	28.26	31	1.00	26.98	4100	0.75	26.25	0.00	81.49
33/ODell	04/28/17	8,421w	1.00	28.26	31	1.00	26.98	4100	1.25	43.75	0.00	98.99
33/ODell	06/14/17	9,535w	1.33	37.69	31	1.33	35.97	4100	0.67	23.33	0.00	96.99
33/ODell	07/07/17	9,655w	1.33	37.69	31	1.33	35.97	4100	0.67	23.33	0.00	96.99
33/ODell	08/02/17	10,772w	2.00	56.53	31	2.00	53.96	4100	0.63	21.88	0.00	132.36
33/ODell	09/22/17	13,042w	2.67	75.37	56	2.67	40.00	4100	1.00	35.00	0.00	190.37
33/ODell	10/11/17	13,054w	0.67	18.84	56	0.67	10.00	4100	0.42	14.58	0.00	43.43
33/ODell	11/22/17	13,113w	0.67	18.84	56	0.67	10.00	4100	0.33	11.67	0.00	40.51
33/ODell	12/19/17	16,341w	1.14	32.30	56	1.14	17.14	4100	0.43	15.00	0.00	64.44
Imclone Dr Sub Total				13.94	\$394.08		\$314.57		\$269.63	\$0.00	\$0.00	\$978.28

2/1/2018

348

Township of Branchburg

Reporting Dates Year 2017

Comprehensive Detail by Task/Location

1381 / Sweep Industrial		Labor Hrs	Labor Cost	Equipment	Eqp Hr/Mi	Eqp Cost	Material	Mat Used	Mat Cost	Contractor Cost	Overhead Cost	Total
RM132 / Industrial Parkway (readington Rd)												
33/ODell	01/18/17	7,158w	1.33	37.69	31	1.33	35.97	4100	1.33	46.67	0.00	120.33
33/ODell	02/07/17	7,185w	0.80	22.61	31	0.80	21.58	4100	0.40	14.00	0.00	58.20
33/ODell	03/22/17	7,292w	1.00	28.26	31	1.00	26.98	4100	0.75	26.25	0.00	81.49
33/ODell	04/27/17	8,421w	1.00	28.26	31	1.00	26.98	4100	0.50	17.50	0.00	72.74
33/ODell	06/13/17	9,535w	0.89	25.12	31	0.89	23.98	4100	0.33	11.67	0.00	60.77
33/ODell	07/06/17	9,655w	0.89	25.12	31	0.89	23.98	4100	0.44	15.56	0.00	64.66
33/ODell	08/01/17	10,772w	1.00	28.26	31	1.00	26.98	4100	1.00	35.00	0.00	90.24
33/ODell	09/22/17	13,042w	2.67	75.37	56	2.67	40.00	4100	1.00	35.00	0.00	150.37
33/ODell	10/11/17	13,054w	0.67	18.84	56	0.67	10.00	4100	0.42	14.58	0.00	43.43
33/ODell	11/22/17	13,113w	0.67	18.84	56	0.67	10.00	4100	0.33	11.67	0.00	40.51
33/ODell	12/19/17	16,341w	1.14	32.30	56	1.14	17.14	4100	0.43	15.00	0.00	64.44
Industrial Parkway (readington Rd)		12.05	\$340.70			\$263.60			\$242.89	\$0.00	\$0.00	\$847.19
RM133 / Industrial Parkway (county Line Rd)												
33/ODell	01/19/17	7,158w	1.33	37.69	31	1.33	35.97	4100	1.17	40.83	0.00	114.49
33/ODell	02/07/17	7,185w	0.80	22.61	31	0.80	21.58	4100	0.40	14.00	0.00	58.20
33/ODell	03/23/17	7,292w	1.50	42.40	31	1.50	40.47	4100	2.25	78.75	0.00	161.62
33/ODell	04/27/17	8,421w	1.00	28.26	31	1.00	26.98	4100	0.50	17.50	0.00	72.74
33/ODell	06/13/17	9,535w	0.89	25.12	31	0.89	23.98	4100	0.33	11.67	0.00	60.77
33/ODell	07/06/17	9,655w	0.89	25.12	31	0.89	23.98	4100	0.44	15.56	0.00	64.66
33/ODell	08/01/17	10,772w	1.00	28.26	31	1.00	26.98	4100	1.00	35.00	0.00	90.24
33/ODell	09/21/17	13,042w	0.89	25.12	56	0.89	13.33	4100	0.33	11.67	0.00	50.12
33/ODell	10/11/17	13,054w	0.67	18.84	56	0.67	10.00	4100	0.42	14.58	0.00	43.43
33/ODell	11/22/17	13,113w	0.67	18.84	56	0.67	10.00	4100	0.33	11.67	0.00	40.51
33/ODell	12/20/17	16,341w	1.60	45.22	56	1.60	24.00	4100	0.40	14.00	0.00	83.22
Industrial Parkway (county Line Rd)		11.23	\$317.50			\$257.29			\$265.22	\$0.00	\$0.00	\$840.01
RM174 / Meister Ave (county Line)												
33/ODell	01/19/17	7,158w	1.33	37.69	31	1.33	35.97	4100	1.17	40.83	0.00	114.49
33/ODell	02/07/17	7,185w	0.80	22.61	31	0.80	21.58	4100	0.40	14.00	0.00	58.20
33/ODell	03/23/17	7,292w	1.50	42.40	31	1.50	40.47	4100	2.25	78.75	0.00	151.62
33/ODell	04/28/17	8,421w	1.00	28.26	31	1.00	26.98	4100	1.25	43.75	0.00	98.99

2/1/2018

349

Township of Branchburg

Reporting Dates Year 2017

Comprehensive Detail by Task/Location

1381 / Sweep Industrial		Labor Hrs	Labor Cost	Equipment	Eqp Hr/Mi	Eqp Cost	Material	Mat Used	Mat Cost	Contractor Cost	Overhead Cost	Total
33/ODell	06/13/17	9,535w	0.89	25.12	31	0.89	23.98	4100	0.33	11.67	0.00	60.77
33/ODell	07/06/17	9,655w	0.89	25.12	31	0.89	23.98	4100	0.44	15.56	0.00	64.66
33/ODell	08/02/17	10,772w	2.00	56.53	31	2.00	53.96	4100	0.63	21.88	0.00	132.36
33/ODell	09/22/17	13,042w	2.67	75.37	56	2.67	40.00	4100	1.00	35.00	0.00	150.37
33/ODell	10/11/17	13,054w	0.67	18.84	56	0.67	10.00	4100	0.42	14.58	0.00	43.43
33/ODell	11/22/17	13,113w	0.67	18.84	56	0.67	10.00	4100	0.33	11.67	0.00	40.51
33/ODell	12/20/17	16,341w	1.60	45.22	56	1.60	24.00	4100	0.40	14.00	0.00	83.22
Meister Ave (county Line) Sub Tot		14.01	\$396.01			\$310.93			\$301.68	\$0.00	\$0.00	\$1,008.63
RM175 / Meister Ave (readington Rd)												
33/ODell	01/18/17	7,158w	1.33	37.69	31	1.33	35.97	4100	1.33	46.67	0.00	120.33
33/ODell	02/07/17	7,185w	0.80	22.61	31	0.80	21.58	4100	0.40	14.00	0.00	58.20
33/ODell	03/22/17	7,292w	1.00	28.26	31	1.00	26.98	4100	0.75	26.25	0.00	81.49
33/ODell	04/27/17	8,421w	1.00	28.26	31	1.00	26.98	4100	0.50	17.50	0.00	72.74
33/ODell	06/14/17	9,535w	1.33	37.69	31	1.33	35.97	4100	0.67	23.33	0.00	96.99
33/ODell	07/06/17	9,655w	0.89	25.12	31	0.89	23.98	4100	0.44	15.56	0.00	64.66
33/ODell	08/01/17	10,772w	1.00	28.26	31	1.00	26.98	4100	1.00	35.00	0.00	90.24
33/ODell	09/21/17	13,042w	0.89	25.12	56	0.89	13.33	4100	0.33	11.67	0.00	50.12
33/ODell	10/11/17	13,054w	0.67	18.84	56	0.67	10.00	4100	0.42	14.58	0.00	43.43
33/ODell	11/22/17	13,113w	0.67	18.84	56	0.67	10.00	4100	0.33	11.67	0.00	40.51
33/ODell	12/19/17	16,341w	1.14	32.30	56	1.14	17.14	4100	0.43	15.00	0.00	64.44
Meister Ave (readington Rd) Sub T		10.72	\$303.01			\$248.93			\$231.22	\$0.00	\$0.00	\$783.16
RM178 / Millenium Way												
33/ODell	01/19/17	7,158w	1.33	37.69	31	1.33	35.97	4100	1.17	40.83	0.00	114.49
33/ODell	02/06/17	7,185w	1.00	28.26	31	1.00	26.98	4100	0.50	17.50	0.00	72.74
33/ODell	03/22/17	7,292w	1.00	28.26	31	1.00	26.98	4100	0.75	26.25	0.00	81.49
33/ODell	04/28/17	8,421w	1.00	28.26	31	1.00	26.98	4100	1.25	43.75	0.00	98.99
33/ODell	06/13/17	9,535w	0.89	25.12	31	0.89	23.98	4100	0.33	11.67	0.00	60.77
33/ODell	07/07/17	9,655w	1.33	37.69	31	1.33	35.97	4100	0.67	23.33	0.00	96.99
33/ODell	08/02/17	10,772w	2.00	56.53	31	2.00	53.96	4100	0.63	21.88	0.00	132.36
33/ODell	09/21/17	13,042w	0.89	25.12	56	0.89	13.33	4100	0.33	11.67	0.00	50.12
33/ODell	10/11/17	13,054w	0.67	18.84	56	0.67	10.00	4100	0.42	14.58	0.00	43.43

2/1/2018

350

Comprehensive Detail by Task/Location

1381 / Sweep Industrial				Equipment	Eqp Hr/MI	Eqp Cost	Material	Mat Used	Mat Cost	Contractor Cost	Overhead Cost	Total
Labor Hrs	Labor Cost											
33/ODell	11/22/17	13.113w	0.67	18.84	55	0.67	10.00	4100	0.33	11.67	0.00	40.51
33/ODell	12/20/17	16.341w	1.60	45.22	55	1.60	24.00	4100	0.40	14.00	0.00	83.22
Millenium Way Sub Total			12.38	\$349.85					\$237.13	\$0.00	\$0.00	\$875.14
1381 / Sweep Industrial Sub Total			140.00	\$3,956.99		\$3,202.16		\$2,992.50	\$0.00	\$0.00	\$0.00	\$10,151.65

2/1/2018

351

Comprehensive Detail by Task/Location

1419 / Storm Water Retrofit				Equipment	Eqp Hr/MI	Eqp Cost	Material	Mat Used	Mat Cost	Contractor Cost	Overhead Cost	Total
Labor Hrs	Labor Cost											
RM007 / Arrowhead Dr												
40/Flannery	06/06/17	9.612w			102	0.25	2.50			0.00		2.50
40/Flannery	06/06/17	9.612w			102	0.25	2.50			0.00		2.50
40/Flannery	06/06/17	9.612w			102	0.25	2.50			0.00		2.50
40/Flannery	06/06/17	9.612w			102	0.25	2.50			0.00		2.50
40/Flannery	06/06/17	9.612w			102	0.25	2.50			0.00		2.50
40/Flannery	06/06/17	9.612w			102	0.25	2.50			0.00		2.50
80/Daniels	06/06/17	9.612w	0.25	5.87						0.00		5.87
80/Daniels	06/06/17	9.612w	0.25	5.87						0.00		5.87
80/Daniels	06/06/17	9.612w	0.25	5.87						0.00		5.87
80/Daniels	06/06/17	9.612w	0.25	5.87						0.00		5.87
80/Daniels	06/06/17	9.612w	0.25	5.87						0.00		5.87
80/Daniels	06/06/17	9.612w	0.25	5.87						0.00		5.87
80/Daniels	06/06/17	9.612w	0.25	5.87						0.00		5.87
85/Kraus	06/06/17	9.612w	0.25	5.15						0.00		5.15
85/Kraus	06/06/17	9.612w	0.25	5.15						0.00		5.15
85/Kraus	06/06/17	9.612w	0.25	5.15						0.00		5.15
85/Kraus	06/06/17	9.612w	0.25	5.15						0.00		5.15
85/Kraus	06/06/17	9.612w	0.25	5.15						0.00		5.15
85/Kraus	06/06/17	9.612w	0.25	5.15						0.00		5.15
40/Flannery	06/16/17	9.612w			102	0.42	4.21	6594	1.32	12.75	0.00	16.96
40/Flannery	06/16/17	9.612w			102	0.42	4.21	6594	1.32	12.75	0.00	16.96
40/Flannery	06/16/17	9.612w			102	0.42	4.21	6594	1.32	12.75	0.00	16.96
40/Flannery	06/16/17	9.612w			102	0.42	4.21	6594	1.32	12.75	0.00	16.96
40/Flannery	06/16/17	9.612w			102	0.42	4.21	6594	1.32	12.75	0.00	16.96
40/Flannery	06/16/17	9.612w			102	0.42	4.21	6594	1.32	12.75	0.00	16.96
40/Flannery	06/16/17	9.612w			102	0.42	4.21	6594	1.32	12.75	0.00	16.96
40/Flannery	06/16/17	9.612w			102	0.42	4.21	6594	1.32	12.75	0.00	16.96
40/Flannery	06/16/17	9.612w			102	0.42	4.21	6594	1.32	12.75	0.00	16.96
40/Flannery	06/16/17	9.612w			102	0.42	4.21	6594	1.32	12.75	0.00	16.96
40/Flannery	06/16/17	9.612w			102	0.42	4.21	6594	1.32	12.75	0.00	16.96
40/Flannery	06/16/17	9.612w			102	0.42	4.21	6594	1.32	12.75	0.00	16.96
40/Flannery	06/16/17	9.612w			102	0.42	4.21	6594	1.32	12.75	0.00	16.96
40/Flannery	06/16/17	9.612w			102	0.42	4.21	6594	1.32	12.75	0.00	16.96
40/Flannery	06/16/17	9.612w			102	0.42	4.21	6594	1.32	12.75	0.00	16.96
40/Flannery	06/16/17	9.612w			102	0.42	4.21	6594	1.32	12.75	0.00	16.96
40/Flannery	06/16/17	9.612w			102	0.42	4.21	6594	1.32	12.75	0.00	16.96
40/Flannery	06/16/17	9.612w			102	0.42	4.21	6594	1.32	12.75	0.00	16.96
40/Flannery	06/16/17	9.612w			102	0.42	4.21	6594	1.32	12.75	0.00	16.96
40/Flannery	06/16/17	9.612w			102	0.42	4.21	6594	1.32	12.75	0.00	16.96

2/1/2018

352

Comprehensive Detail by Task/Location

1419 / Storm Water Retrofit				Eqp	Eqp		Mat	Mat	Contractor	Overhead	Total
Labor Hrs	Labor Cost	Equipment	Hr/MI	Cost	Material	Used	Cost	Cost	Cost	Cost	
80/Daniels	07/25/17	10,841w	0.15	3.61					0.00		3.61
80/Daniels	07/25/17	10,841w	0.15	3.61					0.00		3.61
80/Daniels	07/25/17	10,841w	0.15	3.61					0.00		3.61
80/Daniels	07/25/17	10,841w	0.15	3.61					0.00		3.61
80/Daniels	07/25/17	10,841w	0.15	3.61					0.00		3.61
80/Daniels	07/25/17	10,841w	0.15	3.61					0.00		3.61
80/Daniels	07/25/17	10,841w	0.15	3.61					0.00		3.61
80/Daniels	07/25/17	10,841w	0.15	3.61					0.00		3.61
80/Daniels	07/25/17	10,841w	0.15	3.61					0.00		3.61
80/Daniels	07/25/17	10,841w	0.15	3.61					0.00		3.61
80/Daniels	07/25/17	10,841w	0.15	3.61					0.00		3.61
80/Daniels	07/25/17	10,841w	0.15	3.61					0.00		3.61
80/Daniels	07/25/17	10,841w	0.15	3.61					0.00		3.61
80/Daniels	07/25/17	10,841w	0.15	3.61					0.00		3.61
80/Daniels	07/25/17	10,841w	0.15	3.61					0.00		3.61
80/Daniels	07/25/17	10,841w	0.15	3.61					0.00		3.61
80/Daniels	07/25/17	10,841w	0.15	3.61					0.00		3.61
80/Daniels	07/25/17	10,841w	0.15	3.61					0.00		3.61
80/Daniels	07/25/17	10,841w	0.15	3.61					0.00		3.61
80/Daniels	07/25/17	10,841w	0.15	3.61					0.00		3.61
80/Daniels	07/25/17	10,841w	0.15	3.61					0.00		3.61
80/Daniels	07/25/17	10,841w	0.15	3.61					0.00		3.61
80/Daniels	07/25/17	10,841w	0.15	3.61					0.00		3.61
80/Daniels	07/25/17	10,841w	0.15	3.61					0.00		3.61
80/Daniels	07/25/17	10,841w	0.15	3.61					0.00		3.61
80/Daniels	07/25/17	10,841w	0.15	3.61					0.00		3.61
80/Daniels	07/25/17	10,841w	0.15	3.61					0.00		3.61
80/Daniels	07/25/17	10,841w	0.15	3.61					0.00		3.61
80/Daniels	07/25/17	10,841w	0.15	3.61					0.00		3.61
80/Daniels	07/25/17	10,841w	0.15	3.61					0.00		3.61
80/Daniels	07/25/17	10,841w	0.15	3.61					0.00		3.61
80/Daniels	07/25/17	10,841w	0.15	3.61					0.00		3.61
80/Daniels	07/25/17	10,841w	0.15	3.61					0.00		3.61

2/1/2018

357

Comprehensive Detail by Task/Location

1419 / Storm Water Retrofit				Eqp	Eqp		Mat	Mat	Contractor	Overhead	Total
Labor Hrs	Labor Cost	Equipment	Hr/MI	Cost	Material	Used	Cost	Cost	Cost	Cost	
Brandon Court Sub Total				\$76.92			\$0.00		\$0.00		\$366.31
RM032 / Brookview Ct											
40/Flannery	08/07/17	10,841w	0.28	7.80	49	0.28	2.76	6594	3.31	32.08	42.63
40/Flannery	08/07/17	10,841w	0.28	7.80	49	0.28	2.76	6594	3.31	32.08	42.63
40/Flannery	08/07/17	10,841w	0.28	7.80	49	0.28	2.76	6594	3.31	32.08	42.63
71/Domolki	08/07/17	10,841w	0.28	6.73					0.00		6.73
71/Domolki	08/07/17	10,841w	0.28	6.73					0.00		6.73
71/Domolki	08/07/17	10,841w	0.28	6.73					0.00		6.73
Brookview Ct Sub Total		1.66	\$43.57		\$8.28		\$96.23		\$0.00	\$0.00	\$148.08
RM037 / Carol Jean Way											
40/Flannery	02/22/17	7,264w	0.36	10.28	48	0.36	3.64		0.00		13.91
40/Flannery	02/22/17	7,264w	0.36	10.28	48	0.36	3.64		0.00		13.91
Carol Jean Way Sub Total		0.73	\$20.55		\$7.27		\$0.00		\$0.00	\$0.00	\$27.83
RM041 / Case Rd											
40/Flannery	06/30/17	9,680w			30	0.18	1.82	6500	5.36		1.82
40/Flannery	06/30/17	9,680w			30	0.18	1.82	6500	5.36	0.00	1.82
40/Flannery	06/30/17	9,680w			30	0.18	1.82	6500	5.36	0.00	1.82
40/Flannery	06/30/17	9,680w			30	0.18	1.82	6500	5.36	0.00	1.82
40/Flannery	06/30/17	9,680w			30	0.18	1.82	6500	5.36	0.00	1.82
40/Flannery	06/30/17	9,680w			30	0.18	1.82	6500	5.36	0.00	1.82
40/Flannery	06/30/17	9,680w			30	0.18	1.82	6500	5.36	0.00	1.82
40/Flannery	06/30/17	9,680w			30	0.18	1.82	6500	5.36	0.00	1.82
40/Flannery	06/30/17	9,680w			30	0.18	1.82	6500	5.36	0.00	1.82
40/Flannery	06/30/17	9,680w			30	0.18	1.82	6500	5.36	0.00	1.82
40/Flannery	06/30/17	9,680w			30	0.18	1.82	6500	5.36	0.00	1.82
40/Flannery	06/30/17	9,680w			30	0.18	1.82	6500	5.36	0.00	1.82
40/Flannery	06/30/17	9,680w			30	0.18	1.82	6500	5.36	0.00	1.82
40/Flannery	06/30/17	9,680w			30	0.18	1.82	6500	5.36	0.00	1.82
73/LaBar	06/30/17	9,680w	0.18	4.43					0.00		4.43
73/LaBar	06/30/17	9,680w	0.18	4.43					0.00		4.43
73/LaBar	06/30/17	9,680w	0.18	4.43					0.00		4.43
73/LaBar	06/30/17	9,680w	0.18	4.43					0.00		4.43

2/1/2018

358

Comprehensive Detail by Task/Location

1419 / Storm Water Retrofit	Labor Hrs	Labor Cost	Equipment	Eqp Hr/MI	Eqp Cost	Material	Mat Used	Mat Cost	Contractor Cost	Overhead Cost	Total
85/Kraus	07/07/17	10,737w		0.36	7.49				0.00		7.49
85/Kraus	07/07/17	10,737w		0.36	7.49				0.00		7.49
85/Kraus	07/07/17	10,737w		0.36	7.49				0.00		7.49
85/Kraus	07/07/17	10,737w		0.36	7.49				0.00		7.49
85/Kraus	07/07/17	10,737w		0.36	7.49				0.00		7.49
85/Kraus	07/07/17	10,737w		0.36	7.49				0.00		7.49
40/Flannery	07/12/17	10,737w	24	0.17	1.67	6594	2.22	21.53	0.00		27.91
40/Flannery	07/12/17	10,737w	24	0.17	1.67	6594	2.22	21.53	0.00		27.91
40/Flannery	07/12/17	10,737w	24	0.17	1.67	6594	2.22	21.53	0.00		27.91
40/Flannery	07/12/17	10,737w	24	0.17	1.67	6594	2.22	21.53	0.00		27.91
40/Flannery	07/12/17	10,737w	24	0.17	1.67	6594	2.22	21.53	0.00		27.91
40/Flannery	07/12/17	10,737w	24	0.17	1.67	6594	2.22	21.53	0.00		27.91
40/Flannery	07/12/17	10,737w	24	0.17	1.67	6594	2.22	21.53	0.00		27.91
40/Flannery	07/12/17	10,737w	24	0.17	1.67	6594	2.22	21.53	0.00		27.91
40/Flannery	07/12/17	10,737w	24	0.17	1.67	6594	2.22	21.53	0.00		27.91
40/Flannery	07/12/17	10,737w	24	0.17	1.67	6594	2.22	21.53	0.00		27.91
76/Regazzini	07/12/17	10,737w		0.17	3.91				0.00		3.91
76/Regazzini	07/12/17	10,737w		0.17	3.91				0.00		3.91
76/Regazzini	07/12/17	10,737w		0.17	3.91				0.00		3.91
76/Regazzini	07/12/17	10,737w		0.17	3.91				0.00		3.91
76/Regazzini	07/12/17	10,737w		0.17	3.91				0.00		3.91
76/Regazzini	07/12/17	10,737w		0.17	3.91				0.00		3.91
76/Regazzini	07/12/17	10,737w		0.17	3.91				0.00		3.91
76/Regazzini	07/12/17	10,737w		0.17	3.91				0.00		3.91
Christie Way Sub Total	9.55	\$237.48			\$47.73			\$193.80	\$0.00	\$0.00	\$479.01
RM063 / Colin Ct											43.32
40/Flannery	02/24/17	7,264w	24	0.26	2.58	6594	3.45	33.45	0.00		43.32
Collin Ct Sub Total	0.26	\$7.29			\$2.58			\$33.45	\$0.00	\$0.00	\$43.32
RM081 / D'angelo Drive											23.91
40/Flannery	06/22/17	9,680w	24	0.63	17.66				0.00		23.91
40/Flannery	06/22/17	9,680w	24	0.63	17.66				0.00		23.91

2/1/2018

361

Comprehensive Detail by Task/Location

1419 / Storm Water Retrofit	Labor Hrs	Labor Cost	Equipment	Eqp Hr/MI	Eqp Cost	Material	Mat Used	Mat Cost	Contractor Cost	Overhead Cost	Total
40/Flannery	06/22/17	9,680w	24	0.63	17.66				0.00		23.91
40/Flannery	06/22/17	9,680w	24	0.63	17.66				0.00		23.91
40/Flannery	06/22/17	9,680w	24	0.63	17.66				0.00		23.91
40/Flannery	06/22/17	9,680w	24	0.63	17.66				0.00		23.91
40/Flannery	06/22/17	9,680w	24	0.63	17.66				0.00		23.91
40/Flannery	06/22/17	9,680w	24	0.63	17.66				0.00		23.91
40/Flannery	06/22/17	9,680w	24	0.63	17.66				0.00		23.91
40/Flannery	06/22/17	9,680w	24	0.63	17.66				0.00		23.91
40/Flannery	06/22/17	9,680w	24	0.63	17.66				0.00		23.91
40/Flannery	06/22/17	9,680w	24	0.63	17.66				0.00		23.91
85/Kraus	06/22/17	9,680w		0.63	12.87				0.00		12.87
85/Kraus	06/22/17	9,680w		0.63	12.87				0.00		12.87
85/Kraus	06/22/17	9,680w		0.63	12.87				0.00		12.87
85/Kraus	06/22/17	9,680w		0.63	12.87				0.00		12.87
85/Kraus	06/22/17	9,680w		0.63	12.87				0.00		12.87
85/Kraus	06/22/17	9,680w		0.63	12.87				0.00		12.87
85/Kraus	06/22/17	9,680w		0.63	12.87				0.00		12.87
85/Kraus	06/22/17	9,680w		0.63	12.87				0.00		12.87
85/Kraus	06/22/17	9,680w		0.63	12.87				0.00		12.87
85/Kraus	06/22/17	9,680w		0.63	12.87				0.00		12.87
85/Kraus	06/22/17	9,680w		0.63	12.87				0.00		12.87
85/Kraus	06/22/17	9,680w		0.63	12.87				0.00		12.87
85/Kraus	06/22/17	9,680w		0.63	12.87				0.00		12.87
85/Kraus	06/22/17	9,680w		0.63	12.87				0.00		12.87
85/Kraus	06/22/17	9,680w		0.63	12.87				0.00		12.87
D'angelo Drive Sub Total	15.00	\$366.38			\$75.00			\$0.00	\$0.00	\$0.00	\$441.38
RM083 / Deerfield Trail											13.91
40/Flannery	02/22/17	7,264w	48	0.36	3.64				0.00		13.91
40/Flannery	02/22/17	7,264w	48	0.36	3.64				0.00		13.91
40/Flannery	02/22/17	7,264w	48	0.36	3.64				0.00		13.91
40/Flannery	02/22/17	7,264w	48	0.36	3.64				0.00		13.91
40/Flannery	02/22/17	7,264w	48	0.36	3.64				0.00		13.91
40/Flannery	02/22/17	7,264w	48	0.36	3.64				0.00		13.91
Deerfield Trail Sub Total	2.18	\$61.66			\$21.82			\$0.00	\$0.00	\$0.00	\$83.48
RM089 / Dow Plsce											

2/1/2018

362

Comprehensive Detail by Task/Location

1419 / Storm Water Retrofit		Labor Hrs	Labor Cost	Equipment	Eqp Hrs/Mi	Eqp Cost	Material	Mat Used	Mat Cost	Contractor Cost	Overhead Cost	Total
40/Flannery	08/10/17	45,983c	6.00	169.56	49	6.00	60.00			0.00		229.56
Dow Place Sub Total		6.00	\$169.56			\$60.00			\$0.00	\$0.00	\$0.00	\$229.56
RM055 / Evergreen Dr											\$0.00	
40/Flannery	07/27/17	10,841w	0.27	7.54	49	0.27	2.67			0.00		10.20
40/Flannery	07/27/17	10,841w	0.27	7.54	49	0.27	2.67			0.00		10.20
40/Flannery	07/27/17	10,841w	0.27	7.54	49	0.27	2.67			0.00		10.20
40/Flannery	07/27/17	10,841w	0.27	7.54	49	0.27	2.67			0.00		10.20
40/Flannery	07/27/17	10,841w	0.27	7.54	49	0.27	2.67			0.00		10.20
40/Flannery	07/27/17	10,841w	0.27	7.54	49	0.27	2.67			0.00		10.20
40/Flannery	07/27/17	10,841w	0.27	7.54	49	0.27	2.67			0.00		10.20
40/Flannery	07/27/17	10,841w	0.27	7.54	49	0.27	2.67			0.00		10.20
40/Flannery	07/27/17	10,841w	0.27	7.54	49	0.27	2.67			0.00		10.20
40/Flannery	07/27/17	10,841w	0.27	7.54	49	0.27	2.67			0.00		10.20
40/Flannery	07/27/17	10,841w	0.27	7.54	49	0.27	2.67			0.00		10.20
40/Flannery	07/27/17	10,841w	0.27	7.54	49	0.27	2.67			0.00		10.20
40/Flannery	07/27/17	10,841w	0.27	7.54	49	0.27	2.67			0.00		10.20
40/Flannery	07/27/17	10,841w	0.27	7.54	49	0.27	2.67			0.00		10.20
40/Flannery	07/27/17	10,841w	0.27	7.54	49	0.27	2.67			0.00		10.20
80/Daniels	07/27/17	10,841w	0.27	6.26						0.00		6.26
80/Daniels	07/27/17	10,841w	0.27	6.26						0.00		6.26
80/Daniels	07/27/17	10,841w	0.27	6.26						0.00		6.26
80/Daniels	07/27/17	10,841w	0.27	6.26						0.00		6.26
80/Daniels	07/27/17	10,841w	0.27	6.26						0.00		6.26
80/Daniels	07/27/17	10,841w	0.27	6.26						0.00		6.26
80/Daniels	07/27/17	10,841w	0.27	6.26						0.00		6.26
80/Daniels	07/27/17	10,841w	0.27	6.26						0.00		6.26
80/Daniels	07/27/17	10,841w	0.27	6.26						0.00		6.26
80/Daniels	07/27/17	10,841w	0.27	6.26						0.00		6.26
80/Daniels	07/27/17	10,841w	0.27	6.26						0.00		6.26
80/Daniels	07/27/17	10,841w	0.27	6.26						0.00		6.26
80/Daniels	07/27/17	10,841w	0.27	6.26						0.00		6.26
80/Daniels	07/27/17	10,841w	0.27	6.26						0.00		6.26
80/Daniels	07/27/17	10,841w	0.27	6.26						0.00		6.26
80/Daniels	07/27/17	10,841w	0.27	6.26						0.00		6.26

2/1/2018

363

Comprehensive Detail by Task/Location

1419 / Storm Water Retrofit		Labor Hrs	Labor Cost	Equipment	Eqp Hrs/Mi	Eqp Cost	Material	Mat Used	Mat Cost	Contractor Cost	Overhead Cost	Total
Evergreen Dr Sub Total		8.00	\$207.00			\$40.00			\$0.00	\$0.00	\$0.00	\$247.00
RM101 / Fieldpointe Dr												
40/Flannery	02/24/17	7,264w	0.26	7.29	24	0.26	2.58	6594	3.45	33.45	0.00	43.32
40/Flannery	02/24/17	7,264w	0.26	7.29	24	0.26	2.58	6594	3.45	33.45	0.00	43.32
Fieldpointe Dr Sub Total		0.52	\$14.59			\$5.16			\$66.89	\$0.00	\$0.00	\$86.64
RM109 / Gordon Place												
40/Flannery	07/07/17	10,737w	0.36	10.28	24	0.36	3.64			0.00		13.91
40/Flannery	07/07/17	10,737w	0.36	10.28	24	0.36	3.64			0.00		13.91
40/Flannery	07/07/17	10,737w	0.36	10.28	24	0.36	3.64			0.00		13.91
40/Flannery	07/07/17	10,737w	0.36	10.28	24	0.36	3.64			0.00		13.91
40/Flannery	07/07/17	10,737w	0.36	10.28	24	0.36	3.64			0.00		13.91
85/Kraus	07/07/17	10,737w	0.36	7.49						0.00		7.49
85/Kraus	07/07/17	10,737w	0.36	7.49						0.00		7.49
85/Kraus	07/07/17	10,737w	0.36	7.49						0.00		7.49
85/Kraus	07/07/17	10,737w	0.36	7.49						0.00		7.49
85/Kraus	07/07/17	10,737w	0.36	7.49						0.00		7.49
Gordon Place Sub Total		3.64	\$88.82			\$18.18			\$0.00	\$0.00	\$0.00	\$107.00
RM111 / Greenwood Ct												
40/Flannery	02/27/17	3,251w			24	0.27	2.67			0.00		2.67
40/Flannery	02/27/17	3,251w			24	0.27	2.67			0.00		2.67
40/Flannery	02/27/17	3,251w			24	0.27	2.67			0.00		2.67
40/Flannery	02/27/17	3,251w			24	0.27	2.67			0.00		2.67
40/Flannery	02/27/17	3,251w			24	0.27	2.67			0.00		2.67
70/Jennings	02/27/17	3,251w	0.27	6.50						0.00		6.50
70/Jennings	02/27/17	3,251w	0.27	6.50						0.00		6.50
70/Jennings	02/27/17	3,251w	0.27	6.50						0.00		6.50
70/Jennings	02/27/17	3,251w	0.27	6.50						0.00		6.50
70/Jennings	02/27/17	3,251w	0.27	6.50						0.00		6.50
Greenwood Ct Sub Total		1.33	\$32.52			\$13.33			\$0.00	\$0.00	\$0.00	\$45.85

2/1/2018

364

Comprehensive Detail by Task/Location

1419 / Storm Water Retrofit														
	Labor Hrs	Labor Cost	Equipment	Eqp Hr/MI	Eqp Cost	Material	Mat Used	Mat Cost	Contractor Cost	Overhead Cost	Total			
												\$0.00		
RM112 / Gregory Lane														
40/Flannery	07/25/17	10,841w	0.08	2.17	49	0.15	1.54		0.00		3.71			
40/Flannery	07/25/17	10,841w	0.08	2.17	49	0.15	1.54		0.00		3.71			
80/Daniels	07/25/17	10,841w	0.15	3.61					0.00		3.61			
80/Daniels	07/25/17	10,841w	0.15	3.61					0.00		3.61			
Gregory Lane Sub Total		0.46	\$11.58			\$3.08		\$0.00	\$0.00	\$0.00	\$14.55		\$0.00	
RM118 / Hickory Hill Rd														
40/Flannery	07/07/17	10,737w	0.36	10.28	24	0.36	3.64		0.00		13.91			
85/Kraus	07/07/17	10,737w	0.36	7.49					0.00		7.49			
Hickory Hill Rd Sub Total		0.73	\$17.76			\$3.64		\$0.00	\$0.00	\$0.00	\$21.40		\$0.00	
RM120 / Highview Court														
40/Flannery	02/24/17	7,264w	0.26	7.29	24	0.26	2.58	6594	3.45	33.45	43.32			
40/Flannery	02/24/17	7,264w	0.26	7.29	24	0.26	2.58	6594	3.45	33.45	43.32			
Highview Court Sub Total		0.52	\$14.59			\$5.16			\$66.89	\$0.00	\$86.64		\$0.00	
RM139 / Katherine Street														
40/Flannery	07/13/17	10,787w	0.28	7.80	47	0.28	2.76		0.00		10.55			
40/Flannery	07/13/17	10,787w	0.28	7.80	47	0.28	2.76		0.00		10.55			
40/Flannery	07/13/17	10,787w	0.28	7.80	47	0.28	2.76		0.00		10.55			
40/Flannery	07/13/17	10,787w	0.28	7.80	47	0.28	2.76		0.00		10.55			
40/Flannery	07/13/17	10,787w	0.28	7.80	47	0.28	2.76		0.00		10.55			
76/Regazzini	07/13/17	10,787w	0.28	6.48					0.00		6.48			
76/Regazzini	07/13/17	10,787w	0.28	6.48					0.00		6.48			
76/Regazzini	07/13/17	10,787w	0.28	6.48					0.00		6.48			
76/Regazzini	07/13/17	10,787w	0.28	6.48					0.00		6.48			
76/Regazzini	07/13/17	10,787w	0.28	6.48					0.00		6.48			
Katherine Street Sub Total		2.76	\$71.37			\$13.79		\$0.00	\$0.00	\$0.00	\$85.16		\$0.00	

2/1/2018

365

Comprehensive Detail by Task/Location

1419 / Storm Water Retrofit														
	Labor Hrs	Labor Cost	Equipment	Eqp Hr/MI	Eqp Cost	Material	Mat Used	Mat Cost	Contractor Cost	Overhead Cost	Total			
RM140 / Katydid Drive														
40/Flannery	02/27/17	3,251w		0.27	2.67				0.00		2.67			
40/Flannery	02/27/17	3,251w	24	0.27	2.67				0.00		2.67			
40/Flannery	02/27/17	3,251w	24	0.27	2.67				0.00		2.67			
40/Flannery	02/27/17	3,251w	24	0.27	2.67				0.00		2.67			
40/Flannery	02/27/17	3,251w	24	0.27	2.67				0.00		2.67			
40/Flannery	02/27/17	3,251w	24	0.27	2.67				0.00		2.67			
40/Flannery	02/27/17	3,251w	24	0.27	2.67				0.00		2.67			
70/Jennings	02/27/17	3,251w		0.27	6.50				0.00		6.50			
70/Jennings	02/27/17	3,251w		0.27	6.50				0.00		6.50			
70/Jennings	02/27/17	3,251w		0.27	6.50				0.00		6.50			
70/Jennings	02/27/17	3,251w		0.27	6.50				0.00		6.50			
70/Jennings	02/27/17	3,251w		0.27	6.50				0.00		6.50			
70/Jennings	02/27/17	3,251w		0.27	6.50				0.00		6.50			
70/Jennings	02/27/17	3,251w		0.27	6.50				0.00		6.50			
Katydid Drive Sub Total		1.87	\$45.53			\$18.67		\$0.00	\$0.00	\$0.00	\$64.19		\$0.00	
RM156 / Libby Lane														
40/Flannery	02/22/17	7,264w	0.36	10.28	48	0.36	3.64		0.00		13.91			
40/Flannery	02/22/17	7,264w	0.36	10.28	48	0.36	3.64		0.00		13.91			
Libby Lane Sub Total		0.73	\$20.55			\$7.27		\$0.00	\$0.00	\$0.00	\$27.83		\$0.00	
RM161 / Long Meadow Ct														
40/Flannery	02/27/17	3,251w		0.27	2.67				0.00		2.67			
40/Flannery	02/27/17	3,251w	24	0.27	2.67				0.00		2.67			
40/Flannery	02/27/17	3,251w	24	0.27	2.67				0.00		2.67			
40/Flannery	02/27/17	3,251w	24	0.27	2.67				0.00		2.67			
40/Flannery	02/27/17	3,251w	24	0.27	2.67				0.00		2.67			
40/Flannery	02/27/17	3,251w	24	0.27	2.67				0.00		2.67			
40/Flannery	02/27/17	3,251w	24	0.27	2.67				0.00		2.67			
70/Jennings	02/27/17	3,251w		0.27	6.50				0.00		6.50			
70/Jennings	02/27/17	3,251w		0.27	6.50				0.00		6.50			
70/Jennings	02/27/17	3,251w		0.27	6.50				0.00		6.50			

2/1/2018

366

Comprehensive Detail by Task/Location

1419 / Storm Water Retrofit	Labor Hrs	Labor Cost	Equipment	Eqp	Eqp	Material	Mat Used	Mat Cost	Contractor Cost	Overhead Cost	Total
				Hr/MI	Cost						
70/Jennings 02/27/17 3,251w 0.27 6.50									0.00		6.50
70/Jennings 02/27/17 3,251w 0.27 6.50									0.00		6.50
70/Jennings 02/27/17 3,251w 0.27 6.50									0.00		6.50
70/Jennings 02/27/17 3,251w 0.27 6.50									0.00		6.50
Long Meadow Ct Sub Total	1.87	\$45.53			\$18.67			\$0.00	\$0.00		\$64.19
RM163 / Lukes Pond Rd											
40/Flannery 02/16/17 7,264w 0.42 11.90 24				0.42	4.21				0.00		16.11
40/Flannery 02/16/17 7,264w 0.42 11.90 24				0.42	4.21				0.00		16.11
40/Flannery 02/16/17 7,264w 0.42 11.90 24				0.42	4.21				0.00		16.11
40/Flannery 02/16/17 7,264w 0.42 11.90 24				0.42	4.21				0.00		16.11
40/Flannery 02/16/17 7,264w 0.42 11.90 24				0.42	4.21				0.00		16.11
40/Flannery 02/16/17 7,264w 0.42 11.90 24				0.42	4.21				0.00		16.11
40/Flannery 02/16/17 7,264w 0.42 11.90 24				0.42	4.21				0.00		16.11
40/Flannery 02/16/17 7,264w 0.42 11.90 24				0.42	4.21				0.00		16.11
40/Flannery 02/16/17 7,264w 0.42 11.90 24				0.42	4.21				0.00		16.11
40/Flannery 02/16/17 7,264w 0.42 11.90 24				0.42	4.21				0.00		16.11
40/Flannery 02/16/17 7,264w 0.42 11.90 24				0.42	4.21				0.00		16.11
40/Flannery 02/16/17 7,264w 0.42 11.90 24				0.42	4.21				0.00		16.11
40/Flannery 02/16/17 7,264w 0.42 11.90 24				0.42	4.21				0.00		16.11
40/Flannery 02/16/17 7,264w 0.42 11.90 24				0.42	4.21				0.00		16.11
40/Flannery 02/16/17 7,264w 0.42 11.90 24				0.42	4.21				0.00		16.11
40/Flannery 02/16/17 7,264w 0.42 11.90 24				0.42	4.21				0.00		16.11
40/Flannery 02/16/17 7,264w 0.42 11.90 24				0.42	4.21				0.00		16.11
40/Flannery 02/16/17 7,264w 0.42 11.90 24				0.42	4.21				0.00		16.11
40/Flannery 02/16/17 7,264w 0.42 11.90 24				0.42	4.21				0.00		16.11
40/Flannery 02/16/17 7,264w 0.42 11.90 24				0.42	4.21				0.00		16.11
Lukes Pond Rd Sub Total	8.00	\$226.08			\$80.00			\$0.00	\$0.00		\$306.08
RM177 / Mill Lane											
40/Flannery 07/13/17 10,787w 0.28 7.80 47				0.28	2.76				0.00		10.55
40/Flannery 07/13/17 10,787w 0.28 7.80 47				0.28	2.76				0.00		10.55
40/Flannery 07/13/17 10,787w 0.28 7.80 47				0.28	2.76				0.00		10.55
76/Regazzini 07/13/17 10,787w 0.28 6.48									0.00		6.48

2/1/2018

Comprehensive Detail by Task/Location

1419 / Storm Water Retrofit	Labor Hrs	Labor Cost	Equipment	Eqp	Eqp	Material	Mat Used	Mat Cost	Contractor Cost	Overhead Cost	Total
				Hr/MI	Cost						
76/Regazzini 07/13/17 10,787w 0.28 6.48									0.00		6.48
76/Regazzini 07/13/17 10,787w 0.28 6.48									0.00		6.48
Mill Lane Sub Total	1.66	\$42.82			\$8.28			\$0.00	\$0.00		\$51.10
RM189 / Narraganset Dr.											
40/Flannery 06/21/17 9,680w 0.22 6.28									0.00		6.28
40/Flannery 06/21/17 9,680w 0.22 6.28									0.00		6.28
40/Flannery 06/21/17 9,680w 0.22 6.28									0.00		6.28
40/Flannery 06/21/17 9,680w 0.22 6.28									0.00		6.28
40/Flannery 06/21/17 9,680w 0.22 6.28									0.00		6.28
40/Flannery 06/21/17 9,680w 0.22 6.28									0.00		6.28
40/Flannery 06/21/17 9,680w 0.22 6.28									0.00		6.28
40/Flannery 06/21/17 9,680w 0.22 6.28									0.00		6.28
40/Flannery 06/21/17 9,680w 0.22 6.28									0.00		6.28
40/Flannery 06/21/17 9,680w 0.22 6.28									0.00		6.28
40/Flannery 06/21/17 9,680w 0.22 6.28									0.00		6.28
40/Flannery 06/21/17 9,680w 0.22 6.28									0.00		6.28
40/Flannery 06/21/17 9,680w 0.22 6.28									0.00		6.28
40/Flannery 06/21/17 9,680w 0.22 6.28									0.00		6.28
40/Flannery 06/21/17 9,680w 0.22 6.28									0.00		6.28
40/Flannery 06/21/17 9,680w 0.22 6.28									0.00		6.28
40/Flannery 06/21/17 9,680w 0.22 6.28									0.00		6.28
40/Flannery 06/21/17 9,680w 0.22 6.28									0.00		6.28
40/Flannery 06/21/17 9,680w 0.22 6.28									0.00		6.28
40/Flannery 06/21/17 9,680w 0.22 6.28									0.00		6.28
40/Flannery 06/21/17 9,680w 0.22 6.28									0.00		6.28
40/Flannery 06/21/17 9,680w 0.22 6.28									0.00		6.28
40/Flannery 06/21/17 9,680w 0.22 6.28									0.00		6.28
40/Flannery 06/21/17 9,680w 0.22 6.28									0.00		6.28
40/Flannery 06/21/17 9,680w 0.22 6.28									0.00		6.28
40/Flannery 06/21/17 9,680w 0.22 6.28									0.00		6.28
40/Flannery 06/21/17 9,680w 0.22 6.28									0.00		6.28
40/Flannery 06/21/17 9,680w 0.22 6.28									0.00		6.28
40/Flannery 06/21/17 9,680w 0.22 6.28									0.00		6.28
40/Flannery 06/21/17 9,680w 0.22 6.28									0.00		6.28
40/Flannery 06/21/17 9,680w 0.22 6.28									0.00		6.28
40/Flannery 06/21/17 9,680w 0.22 6.28									0.00		6.28
40/Flannery 06/21/17 9,680w 0.22 6.28									0.00		6.28
40/Flannery 06/21/17 9,680w 0.22 6.28									0.00		6.28
40/Flannery 06/21/17 9,680w 0.22 6.28									0.00		6.28
40/Flannery 06/21/17 9,680w 0.22 6.28									0.00		6.28
40/Flannery 06/21/17 9,680w 0.22 6.28									0.00		6.28
40/Flannery 06/21/17 9,680w 0.22 6.28									0.00		6.28
40/Flannery 06/21/17 9,680w 0.22 6.28									0.00		6.28

2/1/2018

Comprehensive Detail by Task/Location

1419 / Storm Water Retrofit					Equipment	Eqp Hr/MI	Eqp Cost	Material	Mat Used	Mat Cost	Contractor Cost	Overhead Cost	Total
	Labor Hrs	Labor Cost											
40/Flannery	06/21/17	9,680w	0.22	6.28							0.00		6.28
40/Flannery	06/21/17	9,680w	0.22	6.28							0.00		6.28
40/Flannery	06/21/17	9,680w	0.22	6.28							0.00		6.28
40/Flannery	06/21/17	9,680w	0.22	6.28							0.00		6.28
40/Flannery	06/21/17	9,680w	0.22	6.28							0.00		6.28
40/Flannery	06/21/17	9,680w	0.22	6.28							0.00		6.28
85/Kraus	06/21/17	9,680w	0.22	4.58							0.00		4.58
85/Kraus	06/21/17	9,680w	0.22	4.58							0.00		4.58
85/Kraus	06/21/17	9,680w	0.22	4.58							0.00		4.58
85/Kraus	06/21/17	9,680w	0.22	4.58							0.00		4.58
85/Kraus	06/21/17	9,680w	0.22	4.58							0.00		4.58
85/Kraus	06/21/17	9,680w	0.22	4.58							0.00		4.58
85/Kraus	06/21/17	9,680w	0.22	4.58							0.00		4.58
85/Kraus	06/21/17	9,680w	0.22	4.58							0.00		4.58
85/Kraus	06/21/17	9,680w	0.22	4.58							0.00		4.58
85/Kraus	06/21/17	9,680w	0.22	4.58							0.00		4.58
85/Kraus	06/21/17	9,680w	0.22	4.58							0.00		4.58
85/Kraus	06/21/17	9,680w	0.22	4.58							0.00		4.58
85/Kraus	06/21/17	9,680w	0.22	4.58							0.00		4.58
85/Kraus	06/21/17	9,680w	0.22	4.58							0.00		4.58
85/Kraus	06/21/17	9,680w	0.22	4.58							0.00		4.58
85/Kraus	06/21/17	9,680w	0.22	4.58							0.00		4.58
85/Kraus	06/21/17	9,680w	0.22	4.58							0.00		4.58
85/Kraus	06/21/17	9,680w	0.22	4.58							0.00		4.58
85/Kraus	06/21/17	9,680w	0.22	4.58							0.00		4.58
85/Kraus	06/21/17	9,680w	0.22	4.58							0.00		4.58
85/Kraus	06/21/17	9,680w	0.22	4.58							0.00		4.58
85/Kraus	06/21/17	9,680w	0.22	4.58							0.00		4.58
85/Kraus	06/21/17	9,680w	0.22	4.58							0.00		4.58
85/Kraus	06/21/17	9,680w	0.22	4.58							0.00		4.58
85/Kraus	06/21/17	9,680w	0.22	4.58							0.00		4.58
85/Kraus	06/21/17	9,680w	0.22	4.58							0.00		4.58
85/Kraus	06/21/17	9,680w	0.22	4.58							0.00		4.58
85/Kraus	06/21/17	9,680w	0.22	4.58							0.00		4.58
85/Kraus	06/21/17	9,680w	0.22	4.58							0.00		4.58
85/Kraus	06/21/17	9,680w	0.22	4.58							0.00		4.58
85/Kraus	06/21/17	9,680w	0.22	4.58							0.00		4.58
85/Kraus	06/21/17	9,680w	0.22	4.58							0.00		4.58
85/Kraus	06/21/17	9,680w	0.22	4.58							0.00		4.58

Township of Branchburg

Comprehensive Detail by Task/Location

1419 / Storm Water Retrofit					Equipment	Eqp Hr/MI	Eqp Cost	Material	Mat Used	Mat Cost	Contractor Cost	Overhead Cost	Total
	Labor Hrs	Labor Cost											
85/Kraus	06/21/17	9,680w	0.22	4.58							0.00		4.58
85/Kraus	06/21/17	9,680w	0.22	4.58							0.00		4.58
85/Kraus	06/21/17	9,680w	0.22	4.58							0.00		4.58
85/Kraus	06/21/17	9,680w	0.22	4.58							0.00		4.58
85/Kraus	06/21/17	9,680w	0.22	4.58							0.00		4.58
85/Kraus	06/21/17	9,680w	0.22	4.58							0.00		4.58
85/Kraus	06/21/17	9,680w	0.22	4.58							0.00		4.58
Narragansett Dr. Sub Total	16.00	\$390.80				\$0.00				\$0.00	\$0.00		\$390.80
RM198 / Old York Rd													
40/Flannery	03/07/17	7,362w	0.23	6.46	24	0.23	2.29				0.00		8.75
40/Flannery	03/07/17	7,362w	0.23	6.46	24	0.23	2.29				0.00		8.75
40/Flannery	03/07/17	7,362w	0.23	6.46	24	0.23	2.29				0.00		8.75
40/Flannery	03/07/17	7,362w	0.23	6.46	24	0.23	2.29				0.00		8.75
40/Flannery	03/07/17	7,362w	0.23	6.46	24	0.23	2.29				0.00		8.75
40/Flannery	03/07/17	7,362w	0.23	6.46	24	0.23	2.29				0.00		8.75
40/Flannery	03/07/17	7,362w	0.23	6.46	24	0.23	2.29				0.00		8.75
40/Flannery	03/07/17	7,362w	0.23	6.46	24	0.23	2.29				0.00		8.75
40/Flannery	03/07/17	7,362w	0.23	6.46	24	0.23	2.29				0.00		8.75
40/Flannery	03/07/17	7,362w	0.23	6.46	24	0.23	2.29				0.00		8.75
40/Flannery	03/07/17	7,362w	0.23	6.46	24	0.23	2.29				0.00		8.75
40/Flannery	03/07/17	7,362w	0.23	6.46	24	0.23	2.29				0.00		8.75
40/Flannery	03/07/17	7,362w	0.23	6.46	24	0.23	2.29				0.00		8.75
40/Flannery	03/07/17	7,362w	0.23	6.46	24	0.23	2.29				0.00		8.75
40/Flannery	03/07/17	7,362w	0.23	6.46	24	0.23	2.29				0.00		8.75
40/Flannery	03/07/17	7,362w	0.23	6.46	24	0.23	2.29				0.00		8.75
40/Flannery	03/07/17	7,362w	0.23	6.46	24	0.23	2.29				0.00		8.75
Old York Rd Sub Total	3.66	\$103.35				\$36.57			\$0.00	\$0.00	\$0.00		\$139.92
RM205 / Oriole Ln													
40/Flannery	03/08/17	7,362w	0.32	9.04	24	0.32	3.20	6594	3.60	34.88	0.00		47.13
40/Flannery	03/08/17	7,362w	0.32	9.04	24	0.32	3.20	6594	3.60	34.88	0.00		47.13
40/Flannery	03/08/17	7,362w	0.32	9.04	24	0.32	3.20	6594	3.60	34.88	0.00		47.13
40/Flannery	03/08/17	7,362w	0.32	9.04	24	0.32	3.20	6594	3.60	34.88	0.00		47.13
40/Flannery	03/08/17	7,362w	0.32	9.04	24	0.32	3.20	6594	3.60	34.88	0.00		47.13

Township of Branchburg

Reporting Dates Year 2017

Comprehensive Detail by Task/Location

1419 / Storm Water Retrofit		Labor Hrs	Labor Cost	Equipment	Eqp Hr/MI	Eqp Cost	Material	Mat Used	Mat Cost	Contractor Cost	Overhead Cost	Total
40/Flannery	03/08/17	7.362w	0.32	9.04	24	0.32	3.20	6594	3.60	34.88	0.00	47.13
40/Flannery	03/08/17	7.362w	0.32	9.04	24	0.32	3.20	6594	3.60	34.88	0.00	47.13
40/Flannery	03/08/17	7.362w	0.32	9.04	24	0.32	3.20	6594	3.60	34.88	0.00	47.13
40/Flannery	03/08/17	7.362w	0.32	9.04	24	0.32	3.20	6594	3.60	34.88	0.00	47.13
40/Flannery	03/08/17	7.362w	0.32	9.04	24	0.32	3.20	6594	3.60	34.88	0.00	47.13
40/Flannery	03/08/17	7.362w	0.32	9.04	24	0.32	3.20	6594	3.60	34.88	0.00	47.13
40/Flannery	03/08/17	7.362w	0.32	9.04	24	0.32	3.20	6594	3.60	34.88	0.00	47.13
40/Flannery	03/08/17	7.362w	0.32	9.04	24	0.32	3.20	6594	3.60	34.88	0.00	47.13
40/Flannery	03/08/17	7.362w	0.32	9.04	24	0.32	3.20	6594	3.60	34.88	0.00	47.13
40/Flannery	03/08/17	7.362w	0.32	9.04	24	0.32	3.20	6594	3.60	34.88	0.00	47.13
40/Flannery	03/08/17	7.362w	0.32	9.04	24	0.32	3.20	6594	3.60	34.88	0.00	47.13
40/Flannery	03/08/17	7.362w	0.32	9.04	24	0.32	3.20	6594	3.60	34.88	0.00	47.13
Oriole Ln Sub Total		5.76	\$162.78			\$57.60			\$627.91	\$0.00	\$0.00	\$848.29
RM208 / Otto Rd												
40/Flannery	03/01/17	7.362w	0.47	13.30	24	0.47	4.71			0.00	0.00	18.00
40/Flannery	03/01/17	7.362w	0.47	13.30	24	0.47	4.71			0.00	0.00	18.00
40/Flannery	03/01/17	7.362w	0.47	13.30	24	0.47	4.71			0.00	0.00	18.00
40/Flannery	03/01/17	7.362w	0.47	13.30	24	0.47	4.71			0.00	0.00	18.00
40/Flannery	03/01/17	7.362w	0.47	13.30	24	0.47	4.71			0.00	0.00	18.00
40/Flannery	03/01/17	7.362w	0.47	13.30	24	0.47	4.71			0.00	0.00	18.00
40/Flannery	03/01/17	7.362w	0.47	13.30	24	0.47	4.71			0.00	0.00	18.00
40/Flannery	03/01/17	7.362w	0.47	13.30	24	0.47	4.71			0.00	0.00	18.00
40/Flannery	03/01/17	7.362w	0.47	13.30	24	0.47	4.71			0.00	0.00	18.00
40/Flannery	03/01/17	7.362w	0.47	13.30	24	0.47	4.71			0.00	0.00	18.00
40/Flannery	03/01/17	7.362w	0.47	13.30	24	0.47	4.71			0.00	0.00	18.00
40/Flannery	03/01/17	7.362w	0.47	13.30	24	0.47	4.71			0.00	0.00	18.00
40/Flannery	03/01/17	7.362w	0.47	13.30	24	0.47	4.71			0.00	0.00	18.00
40/Flannery	03/01/17	7.362w	0.47	13.30	24	0.47	4.71			0.00	0.00	18.00
40/Flannery	03/01/17	7.362w	0.47	13.30	24	0.47	4.71			0.00	0.00	18.00
40/Flannery	03/01/17	7.362w	0.47	13.30	24	0.47	4.71			0.00	0.00	18.00
40/Flannery	03/01/17	7.362w	0.47	13.30	24	0.47	4.71			0.00	0.00	18.00
40/Flannery	03/08/17	7.362w	0.32	9.04	24	0.32	3.20	6594	3.60	34.88	0.00	47.13
Post Rd Sub Total		5.09	\$124.35			\$25.45			\$0.00	\$0.00	\$0.00	\$149.80
RM226 / Quail Ct												
40/Flannery	02/27/17	3.251w			24	0.27	2.67			0.00	0.00	2.67
40/Flannery	02/27/17	3.251w			24	0.27	2.67			0.00	0.00	2.67

2/1/2018

Township of Branchburg

Reporting Dates Year 2017

Comprehensive Detail by Task/Location

1419 / Storm Water Retrofit		Labor Hrs	Labor Cost	Equipment	Eqp Hr/MI	Eqp Cost	Material	Mat Used	Mat Cost	Contractor Cost	Overhead Cost	Total
Otto Rd Sub Total		8.32	\$235.12			\$83.20			\$34.88	\$0.00	\$0.00	\$353.21
RM216 / Pine Ave												
40/Flannery	07/13/17	10.787w	0.28	7.80	47	0.28	2.76			0.00	0.00	10.55
40/Flannery	07/13/17	10.787w	0.28	7.80	47	0.28	2.76			0.00	0.00	10.55
40/Flannery	07/13/17	10.787w	0.28	7.80	47	0.28	2.76			0.00	0.00	10.55
40/Flannery	07/13/17	10.787w	0.28	7.80	47	0.28	2.76			0.00	0.00	10.55
76/Regazzini	07/13/17	10.787w	0.28	6.48						0.00	0.00	6.48
76/Regazzini	07/13/17	10.787w	0.28	6.48						0.00	0.00	6.48
76/Regazzini	07/13/17	10.787w	0.28	6.48						0.00	0.00	6.48
76/Regazzini	07/13/17	10.787w	0.28	6.48						0.00	0.00	6.48
Pine Ave Sub Total		2.21	\$57.09			\$11.03			\$0.00	\$0.00	\$0.00	\$68.13
RM221 / Post Rd												
40/Flannery	07/07/17	10.737w	0.36	10.28	24	0.36	3.64			0.00	0.00	13.91
40/Flannery	07/07/17	10.737w	0.36	10.28	24	0.36	3.64			0.00	0.00	13.91
40/Flannery	07/07/17	10.737w	0.36	10.28	24	0.36	3.64			0.00	0.00	13.91
40/Flannery	07/07/17	10.737w	0.36	10.28	24	0.36	3.64			0.00	0.00	13.91
40/Flannery	07/07/17	10.737w	0.36	10.28	24	0.36	3.64			0.00	0.00	13.91
40/Flannery	07/07/17	10.737w	0.36	10.28	24	0.36	3.64			0.00	0.00	13.91
40/Flannery	07/07/17	10.737w	0.36	10.28	24	0.36	3.64			0.00	0.00	13.91
40/Flannery	07/07/17	10.737w	0.36	10.28	24	0.36	3.64			0.00	0.00	13.91
85/Kraus	07/07/17	10.737w	0.36	7.49						0.00	0.00	7.49
85/Kraus	07/07/17	10.737w	0.36	7.49						0.00	0.00	7.49
85/Kraus	07/07/17	10.737w	0.36	7.49						0.00	0.00	7.49
85/Kraus	07/07/17	10.737w	0.36	7.49						0.00	0.00	7.49
85/Kraus	07/07/17	10.737w	0.36	7.49						0.00	0.00	7.49
85/Kraus	07/07/17	10.737w	0.36	7.49						0.00	0.00	7.49
85/Kraus	07/07/17	10.737w	0.36	7.49						0.00	0.00	7.49
85/Kraus	07/07/17	10.737w	0.36	7.49						0.00	0.00	7.49
85/Kraus	07/07/17	10.737w	0.36	7.49						0.00	0.00	7.49
Post Rd Sub Total		5.09	\$124.35			\$25.45			\$0.00	\$0.00	\$0.00	\$149.80
RM226 / Quail Ct												
40/Flannery	02/27/17	3.251w			24	0.27	2.67			0.00	0.00	2.67
40/Flannery	02/27/17	3.251w			24	0.27	2.67			0.00	0.00	2.67

Comprehensive Detail by Task/Location

1419 / Storm Water Retrofit											Contractor		Overhead		Total
		Labor Hrs	Labor Cost	Equipment	Eqp Hr/MI	Eqp Cost	Material	Mat Used	Mat Cost		Cost	Cost			
70/Jennings	02/27/17	3,251w	0.27	6.50							0.00				6.50
70/Jennings	02/27/17	3,251w	0.27	6.50							0.00				6.50
Quall Ct Sub Total		0.53	\$13.01			\$5.33			\$0.00		\$0.00			\$0.00	\$18.34
RM230 / Renda Drive															
40/Flannery	02/24/17	7,264w	0.26	7.29	24	0.26	2.58	6594	3.45	33.45	0.00				43.32
40/Flannery	02/24/17	7,264w	0.26	7.29	24	0.26	2.58	6594	3.45	33.45	0.00				43.32
40/Flannery	02/24/17	7,264w	0.26	7.29	24	0.26	2.58	6594	3.45	33.45	0.00				43.32
40/Flannery	02/24/17	7,264w	0.26	7.29	24	0.26	2.58	6594	3.45	33.45	0.00				43.32
40/Flannery	02/24/17	7,264w	0.26	7.29	24	0.26	2.58	6594	3.45	33.45	0.00				43.32
40/Flannery	02/24/17	7,264w	0.26	7.29	24	0.26	2.58	6594	3.45	33.45	0.00				43.32
40/Flannery	02/24/17	7,264w	0.26	7.29	24	0.26	2.58	6594	3.45	33.45	0.00				43.32
40/Flannery	02/24/17	7,264w	0.26	7.29	24	0.26	2.58	6594	3.45	33.45	0.00				43.32
40/Flannery	02/24/17	7,264w	0.26	7.29	24	0.26	2.58	6594	3.45	33.45	0.00				43.32
Renda Drive Sub Total		2.32	\$65.64			\$23.23			\$301.02		\$0.00			\$0.00	\$389.88
RM239 / Round Hill Rd															
40/Flannery	02/15/17	7,264w	0.50	14.13	24	0.50	5.00				0.00				19.13
40/Flannery	02/15/17	7,264w	0.50	14.13	24	0.50	5.00				0.00				19.13
40/Flannery	02/15/17	7,264w	0.50	14.13	24	0.50	5.00				0.00				19.13
40/Flannery	02/15/17	7,264w	0.50	14.13	24	0.50	5.00				0.00				19.13
40/Flannery	02/15/17	7,264w	0.50	14.13	24	0.50	5.00				0.00				19.13
40/Flannery	02/15/17	7,264w	0.50	14.13	24	0.50	5.00				0.00				19.13
40/Flannery	02/15/17	7,264w	0.50	14.13	24	0.50	5.00				0.00				19.13
40/Flannery	02/15/17	7,264w	0.50	14.13	24	0.50	5.00				0.00				19.13
40/Flannery	02/15/17	7,264w	0.50	14.13	24	0.50	5.00				0.00				19.13
40/Flannery	02/15/17	7,264w	0.50	14.13	24	0.50	5.00				0.00				19.13
40/Flannery	02/15/17	7,264w	0.50	14.13	24	0.50	5.00				0.00				19.13
40/Flannery	02/15/17	7,264w	0.50	14.13	24	0.50	5.00				0.00				19.13
40/Flannery	02/15/17	7,264w	0.50	14.13	24	0.50	5.00				0.00				19.13
40/Flannery	02/15/17	7,264w	0.50	14.13	24	0.50	5.00				0.00				19.13
40/Flannery	02/15/17	7,264w	0.50	14.13	24	0.50	5.00				0.00				19.13

2/1/2018

Comprehensive Detail by Task/Location

1419 / Storm Water Retrofit										Contractor		Overhead		Total	
		Labor Hrs	Labor Cost	Equipment	Eqp Hr/MI	Eqp Cost	Material	Mat Used	Mat Cost		Cost	Cost			
85/Kraus	02/15/17	7,264w	0.31	6.43							0.00			6.43	
85/Kraus	02/15/17	7,264w	0.31	6.43							0.00			6.43	
85/Kraus	02/15/17	7,264w	0.31	6.43							0.00			6.43	
85/Kraus	02/15/17	7,264w	0.31	6.43							0.00			6.43	
85/Kraus	02/15/17	7,264w	0.31	6.43							0.00			6.43	
85/Kraus	02/15/17	7,264w	0.31	6.43							0.00			6.43	
85/Kraus	02/15/17	7,264w	0.31	6.43							0.00			6.43	
85/Kraus	02/15/17	7,264w	0.31	6.43							0.00			6.43	
85/Kraus	02/15/17	7,264w	0.31	6.43							0.00			6.43	
85/Kraus	02/15/17	7,264w	0.31	6.43							0.00			6.43	
85/Kraus	02/15/17	7,264w	0.31	6.43							0.00			6.43	
85/Kraus	02/15/17	7,264w	0.31	6.43							0.00			6.43	
85/Kraus	02/15/17	7,264w	0.31	6.43							0.00			6.43	
85/Kraus	02/15/17	7,264w	0.31	6.43							0.00			6.43	
85/Kraus	02/15/17	7,264w	0.31	6.43							0.00			6.43	
85/Kraus	02/15/17	7,264w	0.31	6.43							0.00			6.43	
85/Kraus	02/15/17	7,264w	0.31	6.43							0.00			6.43	
85/Kraus	02/15/17	7,264w	0.31	6.43							0.00			6.43	
85/Kraus	02/15/17	7,264w	0.31	6.43							0.00			6.43	
85/Kraus	02/15/17	7,264w	0.31	6.43							0.00			6.43	
85/Kraus	02/15/17	7,264w	0.31	6.43							0.00			6.43	
85/Kraus	02/15/17	7,264w	0.31	6.43							0.00			6.43	
40/Flannery	02/24/17	7,264w	0.26	7.29	24	0.26	2.58	6594	3.45	33.45	0.00			43.32	
40/Flannery	02/24/17	7,264w	0.26	7.29	24	0.26	2.58	6594	3.45	33.45	0.00			43.32	
Round Hill Rd Sub Total		13.52	\$343.62			\$65.16			\$66.89		\$0.00			\$495.67	
RM250 / Shale Hill Rd															
40/Flannery	02/27/17	3,251w			24	0.27	2.67				0.00			2.67	
40/Flannery	02/27/17	3,251w			24	0.27	2.67				0.00			2.67	
40/Flannery	02/27/17	3,251w			24	0.27	2.67				0.00			2.67	
40/Flannery	02/27/17	3,251w			24	0.27	2.67				0.00			2.67	
40/Flannery	02/27/17	3,251w			24	0.27	2.67				0.00			2.67	
70/Jennings	02/27/17	3,251w	0.27	6.50							0.00			6.50	
70/Jennings	02/27/17	3,251w	0.27	6.50							0.00			6.50	
70/Jennings	02/27/17	3,251w	0.27	6.50							0.00			6.50	
70/Jennings	02/27/17	3,251w	0.27	6.50							0.00			6.50	
70/Jennings	02/27/17	3,251w	0.27	6.50							0.00			6.50	
Shale Hill Rd Sub Total		1.33	\$32.52			\$13.33			\$0.00		\$0.00		\$0.00	\$45.85	
RM255 / Snowbird Way															

2/1/2018

Comprehensive Detail by Task/Location

1419 / Storm Water Retrofit				Equip	Eqp		Mat	Mat	Contractor	Overhead	Total	
	Labor Hrs	Labor Cost	Equipment	Hr/Mi	Cost	Material	Used	Cost	Cost	Cost		
40/Flannery	03/08/17	7,362w	0.32	9.04	24	0.32	3.20	6594	3.60	34.88	0.00	47.13
40/Flannery	03/08/17	7,362w	0.32	9.04	24	0.32	3.20	6594	3.60	34.88	0.00	47.13
40/Flannery	03/08/17	7,362w	0.32	9.04	24	0.32	3.20	6594	3.60	34.88	0.00	47.13
40/Flannery	03/08/17	7,362w	0.32	9.04	24	0.32	3.20	6594	3.60	34.88	0.00	47.13
40/Flannery	03/08/17	7,362w	0.32	9.04	24	0.32	3.20	6594	3.60	34.88	0.00	47.13
40/Flannery	03/08/17	7,362w	0.32	9.04	24	0.32	3.20	6594	3.60	34.88	0.00	47.13
Snowbird Way Sub Total	1.92	\$54.26				\$19.20		\$209.30	\$0.00	\$0.00		\$282.76
RM261 / Stevens Ave												
40/Flannery	07/13/17	10,787w	0.28	7.80	47	0.28	2.76			0.00		10.55
40/Flannery	07/13/17	10,787w	0.28	7.80	47	0.28	2.76			0.00		10.55
40/Flannery	07/13/17	10,787w	0.28	7.80	47	0.28	2.76			0.00		10.55
40/Flannery	07/13/17	10,787w	0.28	7.80	47	0.28	2.76			0.00		10.55
76/Regazzini	07/13/17	10,787w	0.28	6.48						0.00		6.48
76/Regazzini	07/13/17	10,787w	0.28	6.48						0.00		6.48
76/Regazzini	07/13/17	10,787w	0.28	6.48						0.00		6.48
76/Regazzini	07/13/17	10,787w	0.28	6.48						0.00		6.48
Stevens Ave Sub Total	2.21	\$57.09				\$11.03		\$0.00	\$0.00	\$0.00		\$68.13
RM263 / Stony Brook Rd.												
40/Flannery	07/21/17	10,787w	0.29	8.07	47	0.29	2.86	6594	2.04	19.73	0.00	30.66
40/Flannery	07/21/17	10,787w	0.29	8.07	47	0.29	2.86	6594	2.04	19.73	0.00	30.66
40/Flannery	07/21/17	10,787w	0.29	8.07	47	0.29	2.86	6594	2.04	19.73	0.00	30.66
40/Flannery	07/21/17	10,787w	0.29	8.07	47	0.29	2.86	6594	2.04	19.73	0.00	30.66
40/Flannery	07/21/17	10,787w	0.29	8.07	47	0.29	2.86	6594	2.04	19.73	0.00	30.66
40/Flannery	07/21/17	10,787w	0.29	8.07	47	0.29	2.86	6594	2.04	19.73	0.00	30.66
40/Flannery	07/21/17	10,787w	0.29	8.07	47	0.29	2.86	6594	2.04	19.73	0.00	30.66
40/Flannery	07/21/17	10,787w	0.29	8.07	47	0.29	2.86	6594	2.04	19.73	0.00	30.66
40/Flannery	07/21/17	10,787w	0.29	8.07	47	0.29	2.86	6594	2.04	19.73	0.00	30.66
40/Flannery	07/21/17	10,787w	0.29	8.07	47	0.29	2.86	6594	2.04	19.73	0.00	30.66
40/Flannery	07/21/17	10,787w	0.29	8.07	47	0.29	2.86	6594	2.04	19.73	0.00	30.66
40/Flannery	07/21/17	10,787w	0.29	8.07	47	0.29	2.86	6594	2.04	19.73	0.00	30.66
40/Flannery	07/21/17	10,787w	0.29	8.07	47	0.29	2.86	6594	2.04	19.73	0.00	30.66
40/Flannery	07/21/17	10,787w	0.29	8.07	47	0.29	2.86	6594	2.04	19.73	0.00	30.66

2/1/2018

Comprehensive Detail by Task/Location

1419 / Storm Water Retrofit				Equip	Eqp		Mat	Mat	Contractor	Overhead	Total	
	Labor Hrs	Labor Cost	Equipment	Hr/Mi	Cost	Material	Used	Cost	Cost	Cost		
40/Flannery	07/21/17	10,787w	0.29	8.07	47	0.29	2.86	6594	2.04	19.73	0.00	30.66
40/Flannery	07/21/17	10,787w	0.29	8.07	47	0.29	2.86	6594	2.04	19.73	0.00	30.66
40/Flannery	07/21/17	10,787w	0.29	8.07	47	0.29	2.86	6594	2.04	19.73	0.00	30.66
40/Flannery	07/21/17	10,787w	0.29	8.07	47	0.29	2.86	6594	2.04	19.73	0.00	30.66
76/Regazzini	07/21/17	10,787w	0.29	6.71						0.00		6.71
76/Regazzini	07/21/17	10,787w	0.29	6.71						0.00		6.71
76/Regazzini	07/21/17	10,787w	0.29	6.71						0.00		6.71
76/Regazzini	07/21/17	10,787w	0.29	6.71						0.00		6.71
76/Regazzini	07/21/17	10,787w	0.29	6.71						0.00		6.71
76/Regazzini	07/21/17	10,787w	0.29	6.71						0.00		6.71
76/Regazzini	07/21/17	10,787w	0.29	6.71						0.00		6.71
76/Regazzini	07/21/17	10,787w	0.29	6.71						0.00		6.71
76/Regazzini	07/21/17	10,787w	0.29	6.71						0.00		6.71
76/Regazzini	07/21/17	10,787w	0.29	6.71						0.00		6.71
76/Regazzini	07/21/17	10,787w	0.29	6.71						0.00		6.71
76/Regazzini	07/21/17	10,787w	0.29	6.71						0.00		6.71
76/Regazzini	07/21/17	10,787w	0.29	6.71						0.00		6.71
76/Regazzini	07/21/17	10,787w	0.29	6.71						0.00		6.71
76/Regazzini	07/21/17	10,787w	0.29	6.71						0.00		6.71
76/Regazzini	07/21/17	10,787w	0.29	6.71						0.00		6.71
76/Regazzini	07/21/17	10,787w	0.29	6.71						0.00		6.71
76/Regazzini	07/21/17	10,787w	0.29	6.71						0.00		6.71
76/Regazzini	07/21/17	10,787w	0.29	6.71						0.00		6.71
76/Regazzini	07/21/17	10,787w	0.29	6.71						0.00		6.71
Stony Brook Rd. Sub Total	9.71	\$251.31				\$48.57		\$335.34	\$0.00	\$0.00		\$635.22
RM268 / Summer Rd												
40/Flannery	02/28/17	7,362w	0.62	17.39	24	0.62	6.15			0.00		23.54
40/Flannery	02/28/17	7,362w	0.62	17.39	24	0.62	6.15			0.00		23.54
40/Flannery	02/28/17	7,362w	0.62	17.39	24	0.62	6.15			0.00		23.54
40/Flannery	02/28/17	7,362w	0.62	17.39	24	0.62	6.15			0.00		23.54
40/Flannery	02/28/17	7,362w	0.62	17.39	24	0.62	6.15			0.00		23.54
40/Flannery	02/28/17	7,362w	0.62	17.39	24	0.62	6.15			0.00		23.54
40/Flannery	02/28/17	7,362w	0.62	17.39	24	0.62	6.15			0.00		23.54
40/Flannery	02/28/17	7,362w	0.62	17.39	24	0.62	6.15			0.00		23.54
40/Flannery	02/28/17	7,362w	0.62	17.39	24	0.62	6.15			0.00		23.54
40/Flannery	02/28/17	7,362w	0.62	17.39	24	0.62	6.15			0.00		23.54
40/Flannery	02/28/17	7,362w	0.62	17.39	24	0.62	6.15			0.00		23.54
40/Flannery	02/28/17	7,362w	0.62	17.39	24	0.62	6.15			0.00		23.54
40/Flannery	02/28/17	7,362w	0.62	17.39	24	0.62	6.15			0.00		23.54

2/1/2018

Comprehensive Detail by Task/Location

Table with columns: Labor Hrs, Labor Cost, Equipment, Eqp Hr/MI, Eqp Cost, Material, Mat Used, Mat Cost, Contractor Cost, Overhead Cost, Total. Rows include tasks like 1419 / Storm Water Retrofit, Summer Rd Sub Total, RM271 / Sunrise Way, RM279 / Timbers Ct.

2/1/2018

377

Comprehensive Detail by Task/Location

Table with columns: Labor Hrs, Labor Cost, Equipment, Eqp Hr/MI, Eqp Cost, Material, Mat Used, Mat Cost, Contractor Cost, Overhead Cost, Total. Rows include tasks like 1419 / Storm Water Retrofit, RM281 / Twin Pines Lane, RM287 / Village Way.

2/1/2018

378

Comprehensive Detail by Task/Location

1419 / Storm Water Retrofit				Eqp	Eqp	Mat	Mat	Contractor	Overhead	Total
Labor Hrs	Labor Cost	Equipment	Hr/MI	Cost	Material	Used	Cost	Cost	Cost	
40/Flannery	02/22/17	7,264w	0.36	10.28	48					13.91
									0.00	
Village Way Sub Total										\$166.95
RM288 / Voilers Drive										
40/Flannery	07/13/17	10,787w	0.28	7.80	47					10.55
40/Flannery	07/13/17	10,787w	0.28	7.80	47					10.55
40/Flannery	07/13/17	10,787w	0.28	7.80	47					10.55
40/Flannery	07/13/17	10,787w	0.28	7.80	47					10.55
40/Flannery	07/13/17	10,787w	0.28	7.80	47					10.55
40/Flannery	07/13/17	10,787w	0.28	7.80	47					10.55
40/Flannery	07/13/17	10,787w	0.28	7.80	47					10.55
40/Flannery	07/13/17	10,787w	0.28	7.80	47					10.55
40/Flannery	07/13/17	10,787w	0.28	7.80	47					10.55
40/Flannery	07/13/17	10,787w	0.28	7.80	47					10.55
40/Flannery	07/13/17	10,787w	0.28	7.80	47					10.55
40/Flannery	07/13/17	10,787w	0.28	7.80	47					10.55
40/Flannery	07/13/17	10,787w	0.28	7.80	47					10.55
76/Regazzini	07/13/17	10,787w	0.28	6.48						6.48
76/Regazzini	07/13/17	10,787w	0.28	6.48						6.48
76/Regazzini	07/13/17	10,787w	0.28	6.48						6.48
76/Regazzini	07/13/17	10,787w	0.28	6.48						6.48
76/Regazzini	07/13/17	10,787w	0.28	6.48						6.48
76/Regazzini	07/13/17	10,787w	0.28	6.48						6.48
76/Regazzini	07/13/17	10,787w	0.28	6.48						6.48
76/Regazzini	07/13/17	10,787w	0.28	6.48						6.48
76/Regazzini	07/13/17	10,787w	0.28	6.48						6.48
76/Regazzini	07/13/17	10,787w	0.28	6.48						6.48
76/Regazzini	07/13/17	10,787w	0.28	6.48						6.48
76/Regazzini	07/13/17	10,787w	0.28	6.48						6.48
76/Regazzini	07/13/17	10,787w	0.28	6.48						6.48
Voilers Drive Sub Total										\$221.41
RM289 / Walnut Dr										

Comprehensive Detail by Task/Location

1419 / Storm Water Retrofit				Eqp	Eqp	Mat	Mat	Contractor	Overhead	Total
Labor Hrs	Labor Cost	Equipment	Hr/MI	Cost	Material	Used	Cost	Cost	Cost	
40/Flannery	07/21/17	10,787w	0.29	8.07	47					30.66
40/Flannery	07/21/17	10,787w	0.29	8.07	47					30.66
40/Flannery	07/21/17	10,787w	0.29	8.07	47					30.66
40/Flannery	07/21/17	10,787w	0.29	8.07	47					30.66
40/Flannery	07/21/17	10,787w	0.29	8.07	47					30.66
40/Flannery	07/21/17	10,787w	0.29	8.07	47					30.66
40/Flannery	07/21/17	10,787w	0.29	8.07	47					30.66
40/Flannery	07/21/17	10,787w	0.29	8.07	47					30.66
40/Flannery	07/21/17	10,787w	0.29	8.07	47					30.66
40/Flannery	07/21/17	10,787w	0.29	8.07	47					30.66
40/Flannery	07/21/17	10,787w	0.29	8.07	47					30.66
40/Flannery	07/21/17	10,787w	0.29	8.07	47					30.66
40/Flannery	07/21/17	10,787w	0.29	8.07	47					30.66
76/Regazzini	07/21/17	10,787w	0.29	6.71						6.71
76/Regazzini	07/21/17	10,787w	0.29	6.71						6.71
76/Regazzini	07/21/17	10,787w	0.29	6.71						6.71
76/Regazzini	07/21/17	10,787w	0.29	6.71						6.71
76/Regazzini	07/21/17	10,787w	0.29	6.71						6.71
76/Regazzini	07/21/17	10,787w	0.29	6.71						6.71
76/Regazzini	07/21/17	10,787w	0.29	6.71						6.71
76/Regazzini	07/21/17	10,787w	0.29	6.71						6.71
76/Regazzini	07/21/17	10,787w	0.29	6.71						6.71
76/Regazzini	07/21/17	10,787w	0.29	6.71						6.71
76/Regazzini	07/21/17	10,787w	0.29	6.71						6.71
Walnut Dr Sub Total										\$411.03
RM296 / Whiton Rd										
40/Flannery	06/20/17	9,673w	1.33	37.68	20					60.70
40/Flannery	06/20/17	9,673w	1.33	37.68	20					60.70
40/Flannery	06/20/17	9,673w	1.33	37.68	20					60.70
85/Kraus	06/20/17	9,673w	1.33	27.45						27.45
85/Kraus	06/20/17	9,673w	1.33	27.45						27.45
85/Kraus	06/20/17	9,673w	1.33	27.45						27.45
Whiton Rd Sub Total										\$264.47
RM297 / Wind Mill Way										

Comprehensive Detail by Task/Location

1419 / Storm Water Retrofit		Equipment	Eqp Hr/MI	Eqp Cost	Material	Mat Used	Mat Cost	Contractor Cost	Overhead Cost	Total		
40/Flannery	08/07/17	10,841w	0.28	7.80	49	0.28	2.76	6594	3.31	32.08	0.00	42.63
40/Flannery	08/07/17	10,841w	0.28	7.80	49	0.28	2.76	6594	3.31	32.08	0.00	42.63
40/Flannery	08/07/17	10,841w	0.28	7.80	49	0.28	2.76	6594	3.31	32.08	0.00	42.63
40/Flannery	08/07/17	10,841w	0.28	7.80	49	0.28	2.76	6594	3.31	32.08	0.00	42.63
40/Flannery	08/07/17	10,841w	0.28	7.80	49	0.28	2.76	6594	3.31	32.08	0.00	42.63
40/Flannery	08/07/17	10,841w	0.28	7.80	49	0.28	2.76	6594	3.31	32.08	0.00	42.63
40/Flannery	08/07/17	10,841w	0.28	7.80	49	0.28	2.76	6594	3.31	32.08	0.00	42.63
40/Flannery	08/07/17	10,841w	0.28	7.80	49	0.28	2.76	6594	3.31	32.08	0.00	42.63
40/Flannery	08/07/17	10,841w	0.28	7.80	49	0.28	2.76	6594	3.31	32.08	0.00	42.63
40/Flannery	08/07/17	10,841w	0.28	7.80	49	0.28	2.76	6594	3.31	32.08	0.00	42.63
71/Dornolki	08/07/17	10,841w	0.28	6.73							0.00	6.73
71/Dornolki	08/07/17	10,841w	0.28	6.73							0.00	6.73
71/Dornolki	08/07/17	10,841w	0.28	6.73							0.00	6.73
71/Dornolki	08/07/17	10,841w	0.28	6.73							0.00	6.73
71/Dornolki	08/07/17	10,841w	0.28	6.73							0.00	6.73
71/Dornolki	08/07/17	10,841w	0.28	6.73							0.00	6.73
71/Dornolki	08/07/17	10,841w	0.28	6.73							0.00	6.73
71/Dornolki	08/07/17	10,841w	0.28	6.73							0.00	6.73
71/Dornolki	08/07/17	10,841w	0.28	6.73							0.00	6.73
71/Dornolki	08/07/17	10,841w	0.28	6.73							0.00	6.73
71/Dornolki	08/07/17	10,841w	0.28	6.73							0.00	6.73
71/Dornolki	08/07/17	10,841w	0.28	6.73							0.00	6.73
Wind Mill Way Sub Total	4.97	\$110.72					\$24.83		\$288.70		\$0.00	\$444.24
											\$0.00	
1419 / Storm Water Retrofit Sub Total	243.00	\$6,279.65					\$1,560.00		\$4,050.42		\$0.00	\$11,890.07
											\$0.00	

Comprehensive Detail by Task/Location

1419 / Storm Water Retrofit		Equipment	Eqp Hr/MI	Eqp Cost	Material	Mat Used	Mat Cost	Contractor Cost	Overhead Cost	Total
Grand Total	3,097.00	\$80,676.45		\$19,690.79			\$28,099.63	\$0.00	\$0.00	\$148,466.86

Township of Branchburg

Reporting Dates Year 2017

Project Location Cost Detail

Sorted by Project Number

Project 2017 Storm Water / Storm Water 2017

Loc Code	Location Name	Task Code	Act Date /ID	Labor Hours	Labor Cost	Eqp Cost	Mat Cost	Con Cost	Overhead	Total Cost
RM002	Algonquin Trail	1172	02/24/17 7.331w	0.1	\$1.65	\$0.00	\$0.00	\$0.00	\$0.00	\$1.65
RM002	Algonquin Trail	1172	02/24/17 7.331w	0.1	\$1.65	\$0.00	\$0.00	\$0.00	\$0.00	\$1.65
RM002	Algonquin Trail	1172	02/24/17 7.331w	0.1	\$1.65	\$0.00	\$0.00	\$0.00	\$0.00	\$1.65
RM002	Algonquin Trail	1172	02/24/17 7.331w	0.1	\$1.65	\$0.00	\$0.00	\$0.00	\$0.00	\$1.65
RM002	Algonquin Trail	1172	02/24/17 7.331w	0.1	\$1.57	\$0.00	\$0.00	\$0.00	\$0.00	\$1.57
RM002	Algonquin Trail	1172	02/24/17 7.331w	0.1	\$1.57	\$0.00	\$0.00	\$0.00	\$0.00	\$1.57
RM002	Algonquin Trail	1172	02/24/17 7.331w	0.1	\$1.57	\$0.00	\$0.00	\$0.00	\$0.00	\$1.57
RM002	Algonquin Trail	1172	02/24/17 7.331w	0.1	\$1.57	\$0.00	\$0.00	\$0.00	\$0.00	\$1.57
RM004	Apache Way	1172	02/24/17 7.331w	0.1	\$1.57	\$0.00	\$0.00	\$0.00	\$0.00	\$1.57
RM004	Apache Way	1172	02/24/17 7.331w	0.1	\$1.65	\$0.00	\$0.00	\$0.00	\$0.00	\$1.65
RM004	Apache Way	1172	02/24/17 7.331w	0.1	\$1.65	\$0.00	\$0.00	\$0.00	\$0.00	\$1.65
RM004	Apache Way	1172	02/24/17 7.331w	0.1	\$1.65	\$0.00	\$0.00	\$0.00	\$0.00	\$1.65
RM004	Apache Way	1172	02/24/17 7.331w	0.1	\$1.38	\$0.00	\$0.00	\$0.00	\$0.00	\$1.38
RM005	Arapaho Trail	1172	02/27/17 7.331w	0.1	\$1.38	\$0.00	\$0.00	\$0.00	\$0.00	\$1.38
RM005	Arapaho Trail	1172	02/27/17 7.331w	0.1	\$1.38	\$0.00	\$0.00	\$0.00	\$0.00	\$1.38
RM005	Arapaho Trail	1172	02/27/17 7.331w	0.1	\$1.38	\$0.00	\$0.00	\$0.00	\$0.00	\$1.38
RM005	Arapaho Trail	1172	02/27/17 7.331w	0.1	\$1.38	\$0.00	\$0.00	\$0.00	\$0.00	\$1.38
RM005	Arapaho Trail	1172	02/27/17 7.331w	0.1	\$1.38	\$0.00	\$0.00	\$0.00	\$0.00	\$1.38
RM005	Arapaho Trail	1172	02/27/17 7.331w	0.1	\$1.38	\$0.00	\$0.00	\$0.00	\$0.00	\$1.38
RM005	Arapaho Trail	1172	02/27/17 7.331w	0.1	\$1.38	\$0.00	\$0.00	\$0.00	\$0.00	\$1.38
RM005	Arapaho Trail	1172	02/27/17 7.331w	0.1	\$1.74	\$0.00	\$0.00	\$0.00	\$0.00	\$1.74
RM005	Arapaho Trail	1172	02/28/17 7.331w	0.1	\$1.74	\$0.00	\$0.00	\$0.00	\$0.00	\$1.74
RM005	Arapaho Trail	1172	02/28/17 7.331w	0.1	\$1.74	\$0.00	\$0.00	\$0.00	\$0.00	\$1.74
RM005	Arapaho Trail	1172	02/28/17 7.331w	0.1	\$1.74	\$0.00	\$0.00	\$0.00	\$0.00	\$1.74
RM005	Arapaho Trail	1172	02/28/17 7.331w	0.1	\$1.74	\$0.00	\$0.00	\$0.00	\$0.00	\$1.74
RM005	Arapaho Trail	1172	02/28/17 7.331w	0.1	\$1.74	\$0.00	\$0.00	\$0.00	\$0.00	\$1.74
RM005	Arapaho Trail	1172	02/28/17 7.331w	0.1	\$1.74	\$0.00	\$0.00	\$0.00	\$0.00	\$1.74
RM005	Arapaho Trail	1172	02/28/17 7.331w	0.1	\$1.74	\$0.00	\$0.00	\$0.00	\$0.00	\$1.74
RM005	Arapaho Trail	1172	02/28/17 7.331w	0.1	\$1.74	\$0.00	\$0.00	\$0.00	\$0.00	\$1.74

Township of Branchburg

Project Location Cost Detail

Sorted by Project Number

Project 2017 Storm Water / Storm Water 2017

Loc Code	Location Name	Task Code	Act Date / ID	Labor Hours	Labor Cost	Eqp Cost	Mat Cost	Con Cost	Overhead	Total Cost
RM005	Aspeno Trail	1172	02/28/17 7.331w	0.1	\$1.74	\$0.00	\$0.00	\$0.00	\$0.00	\$1.74
RM008	Aspen Hill Rd	1172	02/28/17 7.331w	0.1	\$1.74	\$0.00	\$0.00	\$0.00	\$0.00	\$1.74
RM008	Aspen Hill Rd	1172	02/28/17 7.331w	0.1	\$1.74	\$0.00	\$0.00	\$0.00	\$0.00	\$1.74
RM008	Aspen Hill Rd	1172	02/28/17 7.331w	0.1	\$1.74	\$0.00	\$0.00	\$0.00	\$0.00	\$1.74
RM008	Aspen Hill Rd	1172	02/28/17 7.331w	0.1	\$1.74	\$0.00	\$0.00	\$0.00	\$0.00	\$1.74
RM008	Aspen Hill Rd	1172	02/28/17 7.331w	0.1	\$1.74	\$0.00	\$0.00	\$0.00	\$0.00	\$1.74
RM008	Aspen Hill Rd	1172	02/28/17 7.331w	0.1	\$1.74	\$0.00	\$0.00	\$0.00	\$0.00	\$1.74
RM008	Aspen Hill Rd	1172	02/28/17 7.331w	0.1	\$1.74	\$0.00	\$0.00	\$0.00	\$0.00	\$1.74
RM008	Aspen Hill Rd	1172	02/28/17 7.331w	0.1	\$1.74	\$0.00	\$0.00	\$0.00	\$0.00	\$1.74
RM008	Aspen Hill Rd	1172	02/28/17 7.331w	0.1	\$1.74	\$0.00	\$0.00	\$0.00	\$0.00	\$1.74
RM008	Aspen Hill Rd	1172	02/28/17 7.331w	0.1	\$1.74	\$0.00	\$0.00	\$0.00	\$0.00	\$1.74
RM008	Aspen Hill Rd	1172	02/28/17 7.331w	0.1	\$1.74	\$0.00	\$0.00	\$0.00	\$0.00	\$1.74
RM008	Aspen Hill Rd	1172	02/28/17 7.331w	0.1	\$1.74	\$0.00	\$0.00	\$0.00	\$0.00	\$1.74
RM008	Aspen Hill Rd	1172	02/28/17 7.331w	0.1	\$1.74	\$0.00	\$0.00	\$0.00	\$0.00	\$1.74
RM008	Aspen Hill Rd	1172	02/28/17 7.331w	0.1	\$1.74	\$0.00	\$0.00	\$0.00	\$0.00	\$1.74
RM009	Baird Road	1172	02/02/17 7.239w	0.2	\$4.43	\$0.00	\$0.00	\$0.00	\$0.00	\$4.43
RM009	Baird Road	1172	02/02/17 7.239w	0.2	\$4.43	\$0.00	\$0.00	\$0.00	\$0.00	\$4.43
RM009	Baird Road	1172	02/02/17 7.239w	0.2	\$4.43	\$0.00	\$0.00	\$0.00	\$0.00	\$4.43
RM009	Baird Road	1172	02/02/17 7.239w	0.2	\$4.43	\$0.00	\$0.00	\$0.00	\$0.00	\$4.43
RM009	Baird Road	1172	02/02/17 7.239w	0.2	\$4.43	\$0.00	\$0.00	\$0.00	\$0.00	\$4.43
RM009	Baird Road	1172	02/02/17 7.239w	0.2	\$4.43	\$0.00	\$0.00	\$0.00	\$0.00	\$4.43
RM009	Baird Road	1172	02/02/17 7.239w	0.2	\$4.43	\$0.00	\$0.00	\$0.00	\$0.00	\$4.43
RM009	Baird Road	1172	02/02/17 7.239w	0.2	\$4.43	\$0.00	\$0.00	\$0.00	\$0.00	\$4.43
RM009	Baird Road	1172	02/02/17 7.239w	0.2	\$4.43	\$0.00	\$0.00	\$0.00	\$0.00	\$4.43
RM009	Baird Road	1172	02/02/17 7.239w	0.2	\$4.43	\$0.00	\$0.00	\$0.00	\$0.00	\$4.43
RM009	Baird Road	1172	02/02/17 7.239w	0.2	\$4.43	\$0.00	\$0.00	\$0.00	\$0.00	\$4.43
RM009	Baird Road	1172	02/02/17 7.239w	0.2	\$4.43	\$0.00	\$0.00	\$0.00	\$0.00	\$4.43
RM009	Baird Road	1172	02/02/17 7.239w	0.2	\$4.43	\$0.00	\$0.00	\$0.00	\$0.00	\$4.43
RM009	Baird Road	1172	02/02/17 7.239w	0.2	\$4.43	\$0.00	\$0.00	\$0.00	\$0.00	\$4.43
RM009	Baird Road	1172	02/02/17 7.239w	0.2	\$4.43	\$0.00	\$0.00	\$0.00	\$0.00	\$4.43
RM009	Baird Road	1172	02/02/17 7.239w	0.2	\$4.21	\$0.00	\$0.00	\$0.00	\$0.00	\$4.21
RM009	Baird Road	1172	02/02/17 7.239w	0.2	\$4.21	\$0.00	\$0.00	\$0.00	\$0.00	\$4.21
RM009	Baird Road	1172	02/02/17 7.239w	0.2	\$4.21	\$0.00	\$0.00	\$0.00	\$0.00	\$4.21

Township of Branchburg

Reporting Dates Year 2017

Project Location Cost Detail

Sorted by Project Number

Project 2017 Storm Water / Storm Water 2017

Loc Code	Location Name	Task Code	Act Date / ID	Labor Hours	Labor Cost	Eggs Cost	Mat Cost	Con Cost	Overhead	Total Cost
RM011	Barton Ln	1172	01/18/17 7,130w	0.1	\$3.52	\$0.00	\$0.00	\$0.00	\$0.00	\$3.52
RM011	Barton Ln	1172	01/18/17 7,130w	0.1	\$3.52	\$0.00	\$0.00	\$0.00	\$0.00	\$3.52
RM011	Barton Ln	1172	01/18/17 7,130w	0.1	\$3.52	\$0.00	\$0.00	\$0.00	\$0.00	\$3.52
RM011	Barton Ln	1172	01/18/17 7,130w	0.1	\$3.52	\$0.00	\$0.00	\$0.00	\$0.00	\$3.52
RM011	Barton Ln	1172	01/18/17 7,130w	0.1	\$3.52	\$0.00	\$0.00	\$0.00	\$0.00	\$3.52
RM011	Barton Ln	1172	01/18/17 7,130w	0.1	\$3.52	\$0.00	\$0.00	\$0.00	\$0.00	\$3.52
RM011	Barton Ln	1172	01/18/17 7,130w	0.1	\$3.52	\$0.00	\$0.00	\$0.00	\$0.00	\$3.52
RM011	Barton Ln	1172	01/18/17 7,130w	0.1	\$2.70	\$0.00	\$0.00	\$0.00	\$0.00	\$2.70
RM011	Barton Ln	1172	01/18/17 7,130w	0.1	\$2.70	\$0.00	\$0.00	\$0.00	\$0.00	\$2.70
RM011	Barton Ln	1172	01/18/17 7,130w	0.1	\$2.70	\$0.00	\$0.00	\$0.00	\$0.00	\$2.70
RM011	Barton Ln	1172	01/18/17 7,130w	0.1	\$2.70	\$0.00	\$0.00	\$0.00	\$0.00	\$2.70
RM011	Barton Ln	1172	01/18/17 7,130w	0.1	\$2.70	\$0.00	\$0.00	\$0.00	\$0.00	\$2.70
RM011	Barton Ln	1172	01/18/17 7,130w	0.1	\$2.70	\$0.00	\$0.00	\$0.00	\$0.00	\$2.70
RM011	Barton Ln	1172	01/18/17 7,130w	0.1	\$2.70	\$0.00	\$0.00	\$0.00	\$0.00	\$2.70
RM011	Barton Ln	1172	01/18/17 7,130w	0.1	\$2.70	\$0.00	\$0.00	\$0.00	\$0.00	\$2.70
RM011	Barton Ln	1172	01/18/17 7,130w	0.1	\$2.70	\$0.00	\$0.00	\$0.00	\$0.00	\$2.70
RM011	Barton Ln	1172	01/18/17 7,130w	0.1	\$2.70	\$0.00	\$0.00	\$0.00	\$0.00	\$2.70
RM011	Barton Ln	1172	01/18/17 7,130w	0.1	\$1.73	\$0.00	\$0.00	\$0.00	\$0.00	\$1.73
RM012	Bebe Ct	1172	01/10/17 7,130w	0.1	\$1.73	\$0.00	\$0.00	\$0.00	\$0.00	\$1.73
RM012	Bebe Ct	1172	01/10/17 7,130w	0.1	\$1.73	\$0.00	\$0.00	\$0.00	\$0.00	\$1.73
RM012	Bebe Ct	1172	01/10/17 7,130w	0.1	\$1.73	\$0.00	\$0.00	\$0.00	\$0.00	\$1.73
RM012	Bebe Ct	1172	01/10/17 7,130w	0.1	\$1.73	\$0.00	\$0.00	\$0.00	\$0.00	\$1.73
RM012	Bebe Ct	1172	01/10/17 7,130w	0.1	\$1.73	\$0.00	\$0.00	\$0.00	\$0.00	\$1.73
RM012	Bebe Ct	1172	01/10/17 7,130w	0.1	\$1.73	\$0.00	\$0.00	\$0.00	\$0.00	\$1.73
RM012	Bebe Ct	1172	01/10/17 7,130w	0.1	\$1.73	\$0.00	\$0.00	\$0.00	\$0.00	\$1.73
RM012	Bebe Ct	1172	01/10/17 7,130w	0.1	\$4.38	\$0.00	\$0.00	\$0.00	\$0.00	\$4.38
RM012	Bebe Ct	1172	01/10/17 7,130w	0.2	\$4.38	\$0.00	\$0.00	\$0.00	\$0.00	\$4.38
RM012	Bebe Ct	1172	01/10/17 7,130w	0.2	\$4.38	\$0.00	\$0.00	\$0.00	\$0.00	\$4.38
RM012	Bebe Ct	1172	01/10/17 7,130w	0.2	\$4.38	\$0.00	\$0.00	\$0.00	\$0.00	\$4.38
RM012	Bebe Ct	1172	01/10/17 7,130w	0.2	\$4.38	\$0.00	\$0.00	\$0.00	\$0.00	\$4.38
RM012	Bebe Ct	1172	01/10/17 7,130w	0.2	\$4.38	\$0.00	\$0.00	\$0.00	\$0.00	\$4.38
RM012	Bebe Ct	1172	01/10/17 7,130w	0.2	\$4.38	\$0.00	\$0.00	\$0.00	\$0.00	\$4.38
RM012	Bebe Ct	1172	01/10/17 7,130w	0.2	\$4.38	\$0.00	\$0.00	\$0.00	\$0.00	\$4.38
RM012	Bebe Ct	1172	01/10/17 7,130w	0.2	\$4.38	\$0.00	\$0.00	\$0.00	\$0.00	\$4.38
RM012	Bebe Ct	1172	01/10/17 7,130w	0.2	\$4.38	\$0.00	\$0.00	\$0.00	\$0.00	\$4.38
RM012	Bebe Ct	1172	01/10/17 7,130w	0.2	\$4.38	\$0.00	\$0.00	\$0.00	\$0.00	\$4.38
RM012	Bebe Ct	1172	01/10/17 7,130w	0.2	\$4.38	\$0.00	\$0.00	\$0.00	\$0.00	\$4.38
RM012	Bebe Ct	1172	01/10/17 7,130w	0.2	\$4.38	\$0.00	\$0.00	\$0.00	\$0.00	\$4.38
RM012	Bebe Ct	1172	01/10/17 7,130w	0.2	\$4.38	\$0.00	\$0.00	\$0.00	\$0.00	\$4.38

Township of Branchburg

Project Location Cost Detail

Sorted by Project Number

Project	Location Name	Task Code	Act Date / ID	Labor Hours	Labor Cost	Eqp Cost	Mat Cost	Con Cost	Overhead	Total Cost
2017 Storm Water / Storm Water 2017	Bernard Street	1172	02/07/17 7,239w	0.1	\$2.04	\$0.00	\$0.00	\$0.00	\$0.00	\$2.04
	Bernard Street	1172	02/07/17 7,239w	0.1	\$2.04	\$0.00	\$0.00	\$0.00	\$0.00	\$2.04
	Bernard Street	1172	02/07/17 7,239w	0.1	\$2.04	\$0.00	\$0.00	\$0.00	\$0.00	\$2.04
	Bernard Street	1172	02/07/17 7,239w	0.1	\$2.04	\$0.00	\$0.00	\$0.00	\$0.00	\$2.04
	Bernard Street	1172	02/07/17 7,239w	0.1	\$2.04	\$0.00	\$0.00	\$0.00	\$0.00	\$2.04
	Bernard Street	1172	02/07/17 7,239w	0.1	\$2.04	\$0.00	\$0.00	\$0.00	\$0.00	\$2.04
	Bernard Street	1172	02/07/17 7,239w	0.1	\$2.04	\$0.00	\$0.00	\$0.00	\$0.00	\$2.04
	Bernard Street	1172	02/07/17 7,239w	0.1	\$2.04	\$0.00	\$0.00	\$0.00	\$0.00	\$2.04
	Bernard Street	1172	02/07/17 7,239w	0.1	\$2.04	\$0.00	\$0.00	\$0.00	\$0.00	\$2.04
	Bernard Street	1172	02/07/17 7,239w	0.1	\$2.04	\$0.00	\$0.00	\$0.00	\$0.00	\$2.04
	Bernard Street	1172	02/07/17 7,239w	0.1	\$2.04	\$0.00	\$0.00	\$0.00	\$0.00	\$2.04
	Bernard Street	1172	02/07/17 7,239w	0.1	\$2.04	\$0.00	\$0.00	\$0.00	\$0.00	\$2.04
	Bernard Street	1172	02/07/17 7,239w	0.1	\$2.04	\$0.00	\$0.00	\$0.00	\$0.00	\$2.04
	Bernard Street	1172	02/07/17 7,239w	0.1	\$2.04	\$0.00	\$0.00	\$0.00	\$0.00	\$2.04
	Bernard Street	1172	02/07/17 7,239w	0.1	\$2.04	\$0.00	\$0.00	\$0.00	\$0.00	\$2.04
	Bernard Street	1172	02/07/17 7,239w	0.1	\$1.93	\$0.00	\$0.00	\$0.00	\$0.00	\$1.93

Township of Branchburg

Project Location Cost Detail

Sorted by Project Number

Project 2017 Storm Water / Storm Water 2017

Loc Code	Location Name	Task Code	Act Date / ID	Labor Hours	Labor Cost	Eqp Cost	Mat Cost	Con Cost	Overhead	Total Cost
RM021	Blue Grass Blvd	1172	02/03/17 7,239w	0.1	\$1.59	\$0.00	\$0.00	\$0.00	\$0.00	\$1.59
RM021	Blue Grass Blvd	1172	02/03/17 7,239w	0.1	\$1.59	\$0.00	\$0.00	\$0.00	\$0.00	\$1.59
RM021	Blue Grass Blvd	1172	02/03/17 7,239w	0.1	\$1.59	\$0.00	\$0.00	\$0.00	\$0.00	\$1.59
RM021	Blue Grass Blvd	1172	02/03/17 7,239w	0.1	\$1.59	\$0.00	\$0.00	\$0.00	\$0.00	\$1.59
RM021	Blue Grass Blvd	1172	02/03/17 7,239w	0.1	\$1.59	\$0.00	\$0.00	\$0.00	\$0.00	\$1.59
RM021	Blue Grass Blvd	1172	02/03/17 7,239w	0.1	\$1.59	\$0.00	\$0.00	\$0.00	\$0.00	\$1.59
RM021	Blue Grass Blvd	1172	02/03/17 7,239w	0.1	\$1.59	\$0.00	\$0.00	\$0.00	\$0.00	\$1.59
RM021	Blue Grass Blvd	1172	02/03/17 7,239w	0.1	\$1.59	\$0.00	\$0.00	\$0.00	\$0.00	\$1.59
RM021	Blue Grass Blvd	1172	02/03/17 7,239w	0.1	\$1.59	\$0.00	\$0.00	\$0.00	\$0.00	\$1.59
RM021	Blue Grass Blvd	1172	02/03/17 7,239w	0.1	\$1.59	\$0.00	\$0.00	\$0.00	\$0.00	\$1.59
RM021	Blue Grass Blvd	1172	02/03/17 7,239w	0.1	\$1.82	\$0.00	\$0.00	\$0.00	\$0.00	\$1.82
RM021	Blue Grass Blvd	1172	02/03/17 7,239w	0.1	\$1.82	\$0.00	\$0.00	\$0.00	\$0.00	\$1.82
RM021	Blue Grass Blvd	1172	02/03/17 7,239w	0.1	\$1.82	\$0.00	\$0.00	\$0.00	\$0.00	\$1.82
RM021	Blue Grass Blvd	1172	02/03/17 7,239w	0.1	\$1.82	\$0.00	\$0.00	\$0.00	\$0.00	\$1.82
RM021	Blue Grass Blvd	1172	02/03/17 7,239w	0.1	\$1.82	\$0.00	\$0.00	\$0.00	\$0.00	\$1.82
RM021	Blue Grass Blvd	1172	02/03/17 7,239w	0.1	\$1.82	\$0.00	\$0.00	\$0.00	\$0.00	\$1.82
RM021	Blue Grass Blvd	1172	02/03/17 7,239w	0.1	\$1.82	\$0.00	\$0.00	\$0.00	\$0.00	\$1.82
RM021	Blue Grass Blvd	1172	02/03/17 7,239w	0.1	\$1.82	\$0.00	\$0.00	\$0.00	\$0.00	\$1.82
RM021	Blue Grass Blvd	1172	02/03/17 7,239w	0.1	\$1.82	\$0.00	\$0.00	\$0.00	\$0.00	\$1.82
RM021	Blue Grass Blvd	1172	02/03/17 7,239w	0.1	\$1.82	\$0.00	\$0.00	\$0.00	\$0.00	\$1.82
RM021	Blue Grass Blvd	1172	02/03/17 7,239w	0.1	\$1.82	\$0.00	\$0.00	\$0.00	\$0.00	\$1.82
RM021	Blue Grass Blvd	1172	02/03/17 7,239w	0.1	\$1.82	\$0.00	\$0.00	\$0.00	\$0.00	\$1.82
RM021	Blue Grass Blvd	1172	02/03/17 7,239w	0.1	\$1.82	\$0.00	\$0.00	\$0.00	\$0.00	\$1.82
RM021	Blue Grass Blvd	1172	02/03/17 7,239w	0.1	\$1.82	\$0.00	\$0.00	\$0.00	\$0.00	\$1.82
RM021	Blue Grass Blvd	1172	02/03/17 7,239w	0.1	\$1.82	\$0.00	\$0.00	\$0.00	\$0.00	\$1.82
RM021	Blue Grass Blvd	1172	02/03/17 7,239w	0.1	\$1.82	\$0.00	\$0.00	\$0.00	\$0.00	\$1.82
RM021	Blue Grass Blvd	1172	02/03/17 7,239w	0.1	\$1.82	\$0.00	\$0.00	\$0.00	\$0.00	\$1.82
RM021	Blue Grass Blvd	1172	02/03/17 7,239w	0.1	\$1.82	\$0.00	\$0.00	\$0.00	\$0.00	\$1.82

Township of Branchburg

Project Location Cost Detail

Sorted by Project Number

Project 2017 Storm Water / Storm Water 2017

Loc Code	Location Name	Task Code	Act Date / ID	Labor Hours	Labor Cost	Eqp Cost	Mat Cost	Con Cost	Overhead	Total Cost
RM029	Briar Way	1172	01/11/17 7,130w	0.1	\$2.83	\$0.00	\$0.00	\$0.00	\$0.00	\$2.83
RM029	Briar Way	1172	01/11/17 7,130w	0.1	\$2.83	\$0.00	\$0.00	\$0.00	\$0.00	\$2.83
RM029	Briar Way	1172	01/11/17 7,130w	0.1	\$2.83	\$0.00	\$0.00	\$0.00	\$0.00	\$2.83
RM029	Briar Way	1172	01/11/17 7,130w	0.1	\$2.83	\$0.00	\$0.00	\$0.00	\$0.00	\$2.83
RM029	Briar Way	1172	01/11/17 7,130w	0.1	\$2.83	\$0.00	\$0.00	\$0.00	\$0.00	\$2.83
RM029	Briar Way	1172	01/11/17 7,130w	0.1	\$2.83	\$0.00	\$0.00	\$0.00	\$0.00	\$2.83
RM029	Briar Way	1172	01/11/17 7,130w	0.1	\$2.83	\$0.00	\$0.00	\$0.00	\$0.00	\$2.83
RM029	Briar Way	1172	01/11/17 7,130w	0.1	\$2.83	\$0.00	\$0.00	\$0.00	\$0.00	\$2.83
RM029	Briar Way	1172	01/11/17 7,130w	0.1	\$2.83	\$0.00	\$0.00	\$0.00	\$0.00	\$2.83
RM029	Briar Way	1172	01/11/17 7,130w	0.1	\$2.83	\$0.00	\$0.00	\$0.00	\$0.00	\$2.83
RM029	Briar Way	1172	01/11/17 7,130w	0.1	\$2.83	\$0.00	\$0.00	\$0.00	\$0.00	\$2.83
RM029	Briar Way	1172	01/11/17 7,130w	0.1	\$2.83	\$0.00	\$0.00	\$0.00	\$0.00	\$2.83
RM029	Briar Way	1172	01/11/17 7,130w	0.1	\$2.83	\$0.00	\$0.00	\$0.00	\$0.00	\$2.83
RM029	Briar Way	1172	01/11/17 7,130w	0.1	\$2.83	\$0.00	\$0.00	\$0.00	\$0.00	\$2.83
RM029	Briar Way	1172	01/11/17 7,130w	0.1	\$2.83	\$0.00	\$0.00	\$0.00	\$0.00	\$2.83
RM029	Briar Way	1172	01/11/17 7,130w	0.1	\$2.83	\$0.00	\$0.00	\$0.00	\$0.00	\$2.83
RM029	Briar Way	1172	01/11/17 7,130w	0.1	\$2.83	\$0.00	\$0.00	\$0.00	\$0.00	\$2.83
RM029	Briar Way	1172	01/11/17 7,130w	0.1	\$2.17	\$0.00	\$0.00	\$0.00	\$0.00	\$2.17
RM029	Briar Way	1172	01/11/17 7,130w	0.1	\$2.17	\$0.00	\$0.00	\$0.00	\$0.00	\$2.17
RM029	Briar Way	1172	01/11/17 7,130w	0.1	\$2.17	\$0.00	\$0.00	\$0.00	\$0.00	\$2.17
RM029	Briar Way	1172	01/11/17 7,130w	0.1	\$2.17	\$0.00	\$0.00	\$0.00	\$0.00	\$2.17
RM029	Briar Way	1172	01/11/17 7,130w	0.1	\$2.17	\$0.00	\$0.00	\$0.00	\$0.00	\$2.17
RM029	Briar Way	1172	01/11/17 7,130w	0.1	\$2.17	\$0.00	\$0.00	\$0.00	\$0.00	\$2.17
RM029	Briar Way	1172	01/11/17 7,130w	0.1	\$2.17	\$0.00	\$0.00	\$0.00	\$0.00	\$2.17
RM029	Briar Way	1172	01/11/17 7,130w	0.1	\$2.17	\$0.00	\$0.00	\$0.00	\$0.00	\$2.17
RM029	Briar Way	1172	01/11/17 7,130w	0.1	\$2.17	\$0.00	\$0.00	\$0.00	\$0.00	\$2.17
RM029	Briar Way	1172	01/11/17 7,130w	0.1	\$2.17	\$0.00	\$0.00	\$0.00	\$0.00	\$2.17
RM029	Briar Way	1172	01/11/17 7,130w	0.1	\$2.17	\$0.00	\$0.00	\$0.00	\$0.00	\$2.17
RM029	Briar Way	1172	01/11/17 7,130w	0.1	\$2.17	\$0.00	\$0.00	\$0.00	\$0.00	\$2.17
RM029	Briar Way	1172	01/11/17 7,130w	0.1	\$2.17	\$0.00	\$0.00	\$0.00	\$0.00	\$2.17
RM029	Briar Way	1172	01/11/17 7,130w	0.1	\$2.17	\$0.00	\$0.00	\$0.00	\$0.00	\$2.17

Township of Branchburg

Reporting Dates Year 2017

Project Location Cost Detail

Sorted by Project Number

Project 2017 Storm Water / Storm Water 2017

Loc Code	Location Name	Task Code	Act Date / ID	Labor Hours	Labor Cost	Eqp Cost	Mat Cost	Con Cost	Overhead	Total Cost
RM036	Carlisle Rd	1172	02/15/17 7,239w	0.1	\$1.79	\$0.00	\$0.00	\$0.00	\$0.00	\$1.79
RM036	Carlisle Rd	1172	02/15/17 7,239w	0.1	\$1.79	\$0.00	\$0.00	\$0.00	\$0.00	\$1.79
RM036	Carlisle Rd	1172	02/15/17 7,239w	0.1	\$1.79	\$0.00	\$0.00	\$0.00	\$0.00	\$1.79
RM036	Carlisle Rd	1172	02/15/17 7,239w	0.1	\$2.04	\$0.00	\$0.00	\$0.00	\$0.00	\$2.04
RM036	Carlisle Rd	1172	02/15/17 7,239w	0.1	\$2.04	\$0.00	\$0.00	\$0.00	\$0.00	\$2.04
RM036	Carlisle Rd	1172	02/15/17 7,239w	0.1	\$2.04	\$0.00	\$0.00	\$0.00	\$0.00	\$2.04
RM036	Carlisle Rd	1172	02/15/17 7,239w	0.1	\$2.04	\$0.00	\$0.00	\$0.00	\$0.00	\$2.04
RM036	Carlisle Rd	1172	02/15/17 7,239w	0.1	\$2.04	\$0.00	\$0.00	\$0.00	\$0.00	\$2.04
RM037	Carol Jean Way	1172	02/22/17 7,331w	0.1	\$2.33	\$0.00	\$0.00	\$0.00	\$0.00	\$2.33
RM037	Carol Jean Way	1172	02/22/17 7,331w	0.1	\$2.33	\$0.00	\$0.00	\$0.00	\$0.00	\$2.33
RM037	Carol Jean Way	1172	02/22/17 7,331w	0.1	\$2.33	\$0.00	\$0.00	\$0.00	\$0.00	\$2.33
RM037	Carol Jean Way	1172	02/22/17 7,331w	0.1	\$2.33	\$0.00	\$0.00	\$0.00	\$0.00	\$2.33
RM037	Carol Jean Way	1172	02/22/17 7,331w	0.1	\$2.33	\$0.00	\$0.00	\$0.00	\$0.00	\$2.33
RM037	Carol Jean Way	1172	02/22/17 7,331w	0.1	\$2.33	\$0.00	\$0.00	\$0.00	\$0.00	\$2.33
RM037	Carol Jean Way	1172	02/22/17 7,331w	0.1	\$2.33	\$0.00	\$0.00	\$0.00	\$0.00	\$2.33
RM037	Carol Jean Way	1172	02/22/17 7,331w	0.1	\$2.04	\$0.00	\$0.00	\$0.00	\$0.00	\$2.04
RM037	Carol Jean Way	1172	02/22/17 7,331w	0.1	\$2.04	\$0.00	\$0.00	\$0.00	\$0.00	\$2.04
RM037	Carol Jean Way	1172	02/22/17 7,331w	0.1	\$2.04	\$0.00	\$0.00	\$0.00	\$0.00	\$2.04
RM037	Carol Jean Way	1172	02/22/17 7,331w	0.1	\$2.04	\$0.00	\$0.00	\$0.00	\$0.00	\$2.04
RM037	Carol Jean Way	1172	02/22/17 7,331w	0.1	\$2.04	\$0.00	\$0.00	\$0.00	\$0.00	\$2.04
RM037	Carol Jean Way	1172	02/22/17 7,331w	0.1	\$2.04	\$0.00	\$0.00	\$0.00	\$0.00	\$2.04
RM037	Carol Jean Way	1172	02/22/17 7,331w	0.1	\$2.04	\$0.00	\$0.00	\$0.00	\$0.00	\$2.04
RM037	Carol Jean Way	1172	02/22/17 7,331w	0.1	\$2.04	\$0.00	\$0.00	\$0.00	\$0.00	\$2.04
RM037	Carol Jean Way	1172	02/22/17 7,331w	0.1	\$2.04	\$0.00	\$0.00	\$0.00	\$0.00	\$2.04

Township of Branchburg

Reporting Dates Year 2017

Project Location Cost Detail

Sorted by Project Number

Project 2017 Storm Water / Storm Water 2017

Loc Code	Location Name	Task Code	Act Date / ID	Labor		Egp Cost	Mat Cost	Con Cost	Overhead	Total Cost
				Hours	Labor Cost					
RM039	Caruso Court	1172	01/04/17 7,130w	0.1	\$1.95	\$0.73	\$0.00	\$0.00	\$0.00	\$2.68
RM039	Caruso Court	1172	01/04/17 7,130w	0.1	\$1.95	\$0.73	\$0.00	\$0.00	\$0.00	\$2.68
RM039	Caruso Court	1172	01/04/17 7,130w	0.1	\$1.95	\$0.73	\$0.00	\$0.00	\$0.00	\$2.68
RM039	Caruso Court	1172	01/04/17 7,130w	0.1	\$1.95	\$0.73	\$0.00	\$0.00	\$0.00	\$2.68
RM039	Caruso Court	1172	01/04/17 7,130w	0.1	\$1.95	\$0.73	\$0.00	\$0.00	\$0.00	\$2.68
RM039	Caruso Court	1172	01/04/17 7,130w	0.1	\$1.95	\$0.73	\$0.00	\$0.00	\$0.00	\$2.68
RM039	Caruso Court	1172	01/04/17 7,130w	0.1	\$1.95	\$0.73	\$0.00	\$0.00	\$0.00	\$2.68
RM040	Cascades Terrace	1172	02/15/17 7,239w	0.1	\$2.04	\$0.00	\$0.00	\$0.00	\$0.00	\$2.04
RM040	Cascades Terrace	1172	02/15/17 7,239w	0.1	\$2.04	\$0.00	\$0.00	\$0.00	\$0.00	\$2.04
RM040	Cascades Terrace	1172	02/15/17 7,239w	0.1	\$2.04	\$0.00	\$0.00	\$0.00	\$0.00	\$2.04
RM040	Cascades Terrace	1172	02/15/17 7,239w	0.1	\$2.04	\$0.00	\$0.00	\$0.00	\$0.00	\$2.04
RM040	Cascades Terrace	1172	02/15/17 7,239w	0.1	\$2.04	\$0.00	\$0.00	\$0.00	\$0.00	\$2.04
RM040	Cascades Terrace	1172	02/15/17 7,239w	0.1	\$2.04	\$0.00	\$0.00	\$0.00	\$0.00	\$2.04
RM040	Cascades Terrace	1172	02/15/17 7,239w	0.1	\$2.04	\$0.00	\$0.00	\$0.00	\$0.00	\$2.04
RM040	Cascades Terrace	1172	02/15/17 7,239w	0.1	\$2.04	\$0.00	\$0.00	\$0.00	\$0.00	\$2.04
RM040	Cascades Terrace	1172	02/15/17 7,239w	0.1	\$2.04	\$0.00	\$0.00	\$0.00	\$0.00	\$2.04
RM040	Cascades Terrace	1172	02/15/17 7,239w	0.1	\$2.04	\$0.00	\$0.00	\$0.00	\$0.00	\$2.04
RM040	Cascades Terrace	1172	02/15/17 7,239w	0.1	\$2.04	\$0.00	\$0.00	\$0.00	\$0.00	\$2.04
RM040	Cascades Terrace	1172	02/15/17 7,239w	0.1	\$2.04	\$0.00	\$0.00	\$0.00	\$0.00	\$2.04
RM040	Cascades Terrace	1172	02/15/17 7,239w	0.1	\$2.04	\$0.00	\$0.00	\$0.00	\$0.00	\$2.04
RM040	Cascades Terrace	1172	02/15/17 7,239w	0.1	\$2.04	\$0.00	\$0.00	\$0.00	\$0.00	\$2.04
RM040	Cascades Terrace	1172	02/15/17 7,239w	0.1	\$2.04	\$0.00	\$0.00	\$0.00	\$0.00	\$2.04
RM040	Cascades Terrace	1172	02/15/17 7,239w	0.1	\$2.04	\$0.00	\$0.00	\$0.00	\$0.00	\$2.04
RM042	Cedar Grove Rd	1172	02/07/17 7,239w	0.1	\$2.04	\$0.00	\$0.00	\$0.00	\$0.00	\$2.04
RM042	Cedar Grove Rd	1172	02/07/17 7,239w	0.1	\$2.04	\$0.00	\$0.00	\$0.00	\$0.00	\$2.04
RM042	Cedar Grove Rd	1172	02/07/17 7,239w	0.1	\$2.04	\$0.00	\$0.00	\$0.00	\$0.00	\$2.04
RM042	Cedar Grove Rd	1172	02/07/17 7,239w	0.1	\$2.04	\$0.00	\$0.00	\$0.00	\$0.00	\$2.04
RM042	Cedar Grove Rd	1172	02/07/17 7,239w	0.1	\$2.04	\$0.00	\$0.00	\$0.00	\$0.00	\$2.04
RM042	Cedar Grove Rd	1172	02/07/17 7,239w	0.1	\$2.04	\$0.00	\$0.00	\$0.00	\$0.00	\$2.04
RM042	Cedar Grove Rd	1172	02/07/17 7,239w	0.1	\$2.04	\$0.00	\$0.00	\$0.00	\$0.00	\$2.04
RM042	Cedar Grove Rd	1172	02/07/17 7,239w	0.1	\$2.04	\$0.00	\$0.00	\$0.00	\$0.00	\$2.04
RM042	Cedar Grove Rd	1172	02/07/17 7,239w	0.1	\$2.04	\$0.00	\$0.00	\$0.00	\$0.00	\$2.04

Township of Branchburg

Reporting Dates Year 2017

Project Location Cost Detail

Sorted by Project Number

Project 2017 Storm Water / Storm Water 2017

Loc Code	Location Name	Task Code	Act Date / ID	Labor				Egp Cost	Mat Cost	Con Cost	Overhead	Total Cost
				Hours	Labor Cost	Mat Cost	Con Cost					
RM042	Cedar Grove Rd	1172	02/07/17 7,239w	0.1	\$2.04	\$0.00	\$0.00	\$0.00	\$0.00	\$0.00	\$2.04	
RM042	Cedar Grove Rd	1172	02/07/17 7,239w	0.1	\$2.04	\$0.00	\$0.00	\$0.00	\$0.00	\$0.00	\$2.04	
RM042	Cedar Grove Rd	1172	02/07/17 7,239w	0.1	\$2.04	\$0.00	\$0.00	\$0.00	\$0.00	\$0.00	\$2.04	
RM042	Cedar Grove Rd	1172	02/07/17 7,239w	0.1	\$2.04	\$0.00	\$0.00	\$0.00	\$0.00	\$0.00	\$2.04	
RM042	Cedar Grove Rd	1172	02/07/17 7,239w	0.1	\$2.04	\$0.00	\$0.00	\$0.00	\$0.00	\$0.00	\$2.04	
RM042	Cedar Grove Rd	1172	02/07/17 7,239w	0.1	\$2.04	\$0.00	\$0.00	\$0.00	\$0.00	\$0.00	\$2.04	
RM042	Cedar Grove Rd	1172	02/07/17 7,239w	0.1	\$1.93	\$0.00	\$0.00	\$0.00	\$0.00	\$0.00	\$1.93	
RM042	Cedar Grove Rd	1172	02/07/17 7,239w	0.1	\$1.93	\$0.00	\$0.00	\$0.00	\$0.00	\$0.00	\$1.93	
RM042	Cedar Grove Rd	1172	02/07/17 7,239w	0.1	\$1.93	\$0.00	\$0.00	\$0.00	\$0.00	\$0.00	\$1.93	
RM042	Cedar Grove Rd	1172	02/07/17 7,239w	0.1	\$1.93	\$0.00	\$0.00	\$0.00	\$0.00	\$0.00	\$1.93	
RM042	Cedar Grove Rd	1172	02/07/17 7,239w	0.1	\$1.93	\$0.00	\$0.00	\$0.00	\$0.00	\$0.00	\$1.93	
RM042	Cedar Grove Rd	1172	02/07/17 7,239w	0.1	\$1.93	\$0.00	\$0.00	\$0.00	\$0.00	\$0.00	\$1.93	
RM042	Cedar Grove Rd	1172	02/07/17 7,239w	0.1	\$1.93	\$0.00	\$0.00	\$0.00	\$0.00	\$0.00	\$1.93	
RM042	Cedar Grove Rd	1172	02/07/17 7,239w	0.1	\$2.04	\$0.00	\$0.00	\$0.00	\$0.00	\$0.00	\$2.04	
RM042	Cedar Grove Rd	1172	02/07/17 7,239w	0.1	\$2.04	\$0.00	\$0.00	\$0.00	\$0.00	\$0.00	\$2.04	
RM042	Cedar Grove Rd	1172	02/07/17 7,239w	0.1	\$1.93	\$0.00	\$0.00	\$0.00	\$0.00	\$0.00	\$1.93	
RM042	Cedar Grove Rd	1172	02/07/17 7,239w	0.1	\$1.93	\$0.00	\$0.00	\$0.00	\$0.00	\$0.00	\$1.93	
RM042	Cedar Grove Rd	1172	02/07/17 7,239w	0.1	\$1.93	\$0.00	\$0.00	\$0.00	\$0.00	\$0.00	\$1.93	
RM042	Cedar Grove Rd	1172	02/07/17 7,239w	0.1	\$1.93	\$0.00	\$0.00	\$0.00	\$0.00	\$0.00	\$1.93	

Township of Branchburg

Reporting Dates Year 2017

Project Location Cost Detail

Sorted by Project Number

Project	2017 Storm Water / Storm Water 2017												
Loc Code	Location Name	Task Code	Act Date / ID	Labor Hours	Labor Cost	Eqp Cost	Mat Cost	Con Cost	Overhead	Total Cost			
RM042	Cedar Grove Rd	1172	02/21/17 7,239w	0.1	\$2.21	\$0.00	\$0.00	\$0.00	\$0.00	\$2.21			
RM042	Cedar Grove Rd	1172	02/21/17 7,239w	0.1	\$2.53	\$0.00	\$0.00	\$0.00	\$0.00	\$2.53			
RM045	Century Lane	1172	02/14/17 7,239w	0.1	\$2.10	\$0.00	\$0.00	\$0.00	\$0.00	\$2.10			
RM045	Century Lane	1172	02/14/17 7,239w	0.1	\$2.10	\$0.00	\$0.00	\$0.00	\$0.00	\$2.10			
RM045	Century Lane	1172	02/14/17 7,239w	0.1	\$2.10	\$0.00	\$0.00	\$0.00	\$0.00	\$2.10			
RM045	Century Lane	1172	02/14/17 7,239w	0.1	\$2.02	\$0.00	\$0.00	\$0.00	\$0.00	\$2.02			
RM045	Century Lane	1172	02/14/17 7,239w	0.1	\$2.02	\$0.00	\$0.00	\$0.00	\$0.00	\$2.02			
RM045	Century Lane	1172	02/14/17 7,239w	0.1	\$2.19	\$0.00	\$0.00	\$0.00	\$0.00	\$2.19			
RM045	Century Lane	1172	02/16/17 7,239w	0.1	\$2.50	\$0.00	\$0.00	\$0.00	\$0.00	\$2.50			
RM045	Century Lane	1172	02/16/17 7,239w	0.1	\$2.50	\$0.00	\$0.00	\$0.00	\$0.00	\$2.50			
RM045	Century Lane	1172	02/16/17 7,239w	0.1	\$2.19	\$0.00	\$0.00	\$0.00	\$0.00	\$2.19			
RM045	Century Lane	1172	02/16/17 7,239w	0.1	\$2.19	\$0.00	\$0.00	\$0.00	\$0.00	\$2.19			
RM045	Century Lane	1172	02/16/17 7,239w	0.1	\$2.19	\$0.00	\$0.00	\$0.00	\$0.00	\$2.19			
RM045	Century Lane	1172	02/16/17 7,239w	0.1	\$2.19	\$0.00	\$0.00	\$0.00	\$0.00	\$2.19			
RM046	Chambers Brook Road	1172	02/23/17 7,331w	0.1	\$1.46	\$0.00	\$0.00	\$0.00	\$0.00	\$1.46			
RM046	Chambers Brook Road	1172	02/23/17 7,331w	0.1	\$1.46	\$0.00	\$0.00	\$0.00	\$0.00	\$1.46			
RM046	Chambers Brook Road	1172	02/23/17 7,331w	0.1	\$1.46	\$0.00	\$0.00	\$0.00	\$0.00	\$1.46			
RM046	Chambers Brook Road	1172	02/23/17 7,331w	0.1	\$1.46	\$0.00	\$0.00	\$0.00	\$0.00	\$1.46			
RM046	Chambers Brook Road	1172	02/23/17 7,331w	0.1	\$1.46	\$0.00	\$0.00	\$0.00	\$0.00	\$1.46			
RM046	Chambers Brook Road	1172	02/23/17 7,331w	0.1	\$1.46	\$0.00	\$0.00	\$0.00	\$0.00	\$1.46			
RM046	Chambers Brook Road	1172	02/23/17 7,331w	0.1	\$1.46	\$0.00	\$0.00	\$0.00	\$0.00	\$1.46			
RM046	Chambers Brook Road	1172	02/23/17 7,331w	0.1	\$1.46	\$0.00	\$0.00	\$0.00	\$0.00	\$1.46			
RM046	Chambers Brook Road	1172	02/23/17 7,331w	0.1	\$1.46	\$0.00	\$0.00	\$0.00	\$0.00	\$1.46			
RM046	Chambers Brook Road	1172	02/23/17 7,331w	0.1	\$1.46	\$0.00	\$0.00	\$0.00	\$0.00	\$1.46			
RM046	Chambers Brook Road	1172	02/23/17 7,331w	0.1	\$1.46	\$0.00	\$0.00	\$0.00	\$0.00	\$1.46			
RM046	Chambers Brook Road	1172	02/23/17 7,331w	0.1	\$1.46	\$0.00	\$0.00	\$0.00	\$0.00	\$1.46			
RM046	Chambers Brook Road	1172	02/23/17 7,331w	0.1	\$1.46	\$0.00	\$0.00	\$0.00	\$0.00	\$1.46			
RM046	Chambers Brook Road	1172	02/23/17 7,331w	0.1	\$1.46	\$0.00	\$0.00	\$0.00	\$0.00	\$1.46			
RM046	Chambers Brook Road	1172	02/23/17 7,331w	0.1	\$1.46	\$0.00	\$0.00	\$0.00	\$0.00	\$1.46			
RM046	Chambers Brook Road	1172	02/23/17 7,331w	0.1	\$1.46	\$0.00	\$0.00	\$0.00	\$0.00	\$1.46			
RM046	Chambers Brook Road	1172	02/23/17 7,331w	0.1	\$1.46	\$0.00	\$0.00	\$0.00	\$0.00	\$1.46			
RM047	Champions Circle	1172	02/03/17 7,239w	0.1	\$1.59	\$0.00	\$0.00	\$0.00	\$0.00	\$1.59			
RM047	Champions Circle	1172	02/03/17 7,239w	0.1	\$1.59	\$0.00	\$0.00	\$0.00	\$0.00	\$1.59			
RM047	Champions Circle	1172	02/03/17 7,239w	0.1	\$1.59	\$0.00	\$0.00	\$0.00	\$0.00	\$1.59			
RM047	Champions Circle	1172	02/03/17 7,239w	0.1	\$1.59	\$0.00	\$0.00	\$0.00	\$0.00	\$1.59			
RM047	Champions Circle	1172	02/03/17 7,239w	0.1	\$1.59	\$0.00	\$0.00	\$0.00	\$0.00	\$1.59			

Township of Branchburg

Reporting Dates Year 2017

Project Location Cost Detail

Sorted by Project Number

Project 2017 Storm Water / Storm Water 2017

Loc Code	Location Name	Task Code	Act Date / ID	Labor Hours	Labor Cost	Eqp Cost	Mat Cost	Con Cost	Overhead	Total Cost
RM047	Champions Circle	1172	02/03/17 7,239w	0.1	\$1.59	\$0.00	\$0.00	\$0.00	\$0.00	\$1.59
RM047	Champions Circle	1172	02/03/17 7,239w	0.1	\$1.59	\$0.00	\$0.00	\$0.00	\$0.00	\$1.59
RM047	Champions Circle	1172	02/03/17 7,239w	0.1	\$1.59	\$0.00	\$0.00	\$0.00	\$0.00	\$1.59
RM047	Champions Circle	1172	02/03/17 7,239w	0.1	\$1.59	\$0.00	\$0.00	\$0.00	\$0.00	\$1.59
RM047	Champions Circle	1172	02/03/17 7,239w	0.1	\$1.82	\$0.00	\$0.00	\$0.00	\$0.00	\$1.82
RM047	Champions Circle	1172	02/03/17 7,239w	0.1	\$1.82	\$0.00	\$0.00	\$0.00	\$0.00	\$1.82
RM047	Champions Circle	1172	02/03/17 7,239w	0.1	\$1.82	\$0.00	\$0.00	\$0.00	\$0.00	\$1.82
RM047	Champions Circle	1172	02/03/17 7,239w	0.1	\$1.82	\$0.00	\$0.00	\$0.00	\$0.00	\$1.82
RM047	Champions Circle	1172	02/03/17 7,239w	0.1	\$1.82	\$0.00	\$0.00	\$0.00	\$0.00	\$1.82
RM047	Champions Circle	1172	02/03/17 7,239w	0.1	\$1.59	\$0.00	\$0.00	\$0.00	\$0.00	\$1.59
RM050	Chelsey Ct	1172	02/03/17 7,239w	0.1	\$1.59	\$0.00	\$0.00	\$0.00	\$0.00	\$1.59
RM050	Chelsey Ct	1172	02/03/17 7,239w	0.1	\$1.59	\$0.00	\$0.00	\$0.00	\$0.00	\$1.59
RM050	Chelsey Ct	1172	02/03/17 7,239w	0.1	\$1.82	\$0.00	\$0.00	\$0.00	\$0.00	\$1.82
RM050	Chelsey Ct	1172	02/03/17 7,239w	0.1	\$1.82	\$0.00	\$0.00	\$0.00	\$0.00	\$1.82
RM050	Chelsey Ct	1172	02/03/17 7,239w	0.1	\$1.82	\$0.00	\$0.00	\$0.00	\$0.00	\$1.82
RM050	Chelsey Ct	1172	02/03/17 7,239w	0.1	\$1.82	\$0.00	\$0.00	\$0.00	\$0.00	\$1.82
RM050	Chelsey Ct	1172	02/03/17 7,239w	0.1	\$1.82	\$0.00	\$0.00	\$0.00	\$0.00	\$1.82
RM051	Cherokee Path	1172	02/27/17 7,331w	0.1	\$1.38	\$0.00	\$0.00	\$0.00	\$0.00	\$1.38
RM051	Cherokee Path	1172	02/27/17 7,331w	0.1	\$1.38	\$0.00	\$0.00	\$0.00	\$0.00	\$1.38
RM051	Cherokee Path	1172	02/27/17 7,331w	0.1	\$1.38	\$0.00	\$0.00	\$0.00	\$0.00	\$1.38
RM051	Cherokee Path	1172	02/27/17 7,331w	0.1	\$1.38	\$0.00	\$0.00	\$0.00	\$0.00	\$1.38
RM051	Cherokee Path	1172	02/27/17 7,331w	0.1	\$1.38	\$0.00	\$0.00	\$0.00	\$0.00	\$1.38
RM052	Cheryl Lane	1172	01/11/17 7,130w	0.1	\$2.17	\$0.00	\$0.00	\$0.00	\$0.00	\$2.17
RM052	Cheryl Lane	1172	01/11/17 7,130w	0.1	\$2.17	\$0.00	\$0.00	\$0.00	\$0.00	\$2.17
RM052	Cheryl Lane	1172	01/11/17 7,130w	0.1	\$2.17	\$0.00	\$0.00	\$0.00	\$0.00	\$2.17
RM052	Cheryl Lane	1172	01/11/17 7,130w	0.1	\$2.17	\$0.00	\$0.00	\$0.00	\$0.00	\$2.17
RM052	Cheryl Lane	1172	01/11/17 7,130w	0.1	\$2.17	\$0.00	\$0.00	\$0.00	\$0.00	\$2.17
RM052	Cheryl Lane	1172	01/11/17 7,130w	0.1	\$2.17	\$0.00	\$0.00	\$0.00	\$0.00	\$2.17
RM052	Cheryl Lane	1172	01/11/17 7,130w	0.1	\$2.83	\$0.00	\$0.00	\$0.00	\$0.00	\$2.83
RM052	Cheryl Lane	1172	01/11/17 7,130w	0.1	\$2.83	\$0.00	\$0.00	\$0.00	\$0.00	\$2.83
RM052	Cheryl Lane	1172	01/11/17 7,130w	0.1	\$2.83	\$0.00	\$0.00	\$0.00	\$0.00	\$2.83
RM052	Cheryl Lane	1172	01/11/17 7,130w	0.1	\$2.83	\$0.00	\$0.00	\$0.00	\$0.00	\$2.83
RM052	Cheryl Lane	1172	01/11/17 7,130w	0.1	\$2.83	\$0.00	\$0.00	\$0.00	\$0.00	\$2.83
RM054	Cheyenne Trail	1172	02/24/17 7,331w	0.1	\$1.57	\$0.00	\$0.00	\$0.00	\$0.00	\$1.57
RM054	Cheyenne Trail	1172	02/24/17 7,331w	0.1	\$1.57	\$0.00	\$0.00	\$0.00	\$0.00	\$1.57
RM054	Cheyenne Trail	1172	02/24/17 7,331w	0.1	\$1.57	\$0.00	\$0.00	\$0.00	\$0.00	\$1.57
RM054	Cheyenne Trail	1172	02/24/17 7,331w	0.1	\$1.57	\$0.00	\$0.00	\$0.00	\$0.00	\$1.57
RM054	Cheyenne Trail	1172	02/24/17 7,331w	0.1	\$1.57	\$0.00	\$0.00	\$0.00	\$0.00	\$1.57

Township of Branchburg

Reporting Dates Year 2017

Project Location Cost Detail

Sorted by Project Number

Project 2017 Storm Water / Storm Water 2017

Loc Code	Location Name	Task Code	Act Date / ID	Labor				Eqp Cost	Mat Cost	Con Cost	Overhead	Total Cost
				Hours	Labor Cost	Hours	Labor Cost					
RM056	Choctaw Ridge Road	1172	02/24/17 7,331w	0.1	\$1.57	\$0.00	\$0.00	\$0.00	\$0.00	\$0.00	\$1.57	
RM056	Choctaw Ridge Road	1172	02/24/17 7,331w	0.1	\$1.57	\$0.00	\$0.00	\$0.00	\$0.00	\$0.00	\$1.57	
RM056	Choctaw Ridge Road	1172	02/24/17 7,331w	0.1	\$1.57	\$0.00	\$0.00	\$0.00	\$0.00	\$0.00	\$1.57	
RM056	Choctaw Ridge Road	1172	02/24/17 7,331w	0.1	\$1.57	\$0.00	\$0.00	\$0.00	\$0.00	\$0.00	\$1.57	
RM056	Choctaw Ridge Road	1172	02/24/17 7,331w	0.1	\$1.57	\$0.00	\$0.00	\$0.00	\$0.00	\$0.00	\$1.57	
RM056	Choctaw Ridge Road	1172	02/24/17 7,331w	0.1	\$1.57	\$0.00	\$0.00	\$0.00	\$0.00	\$0.00	\$1.57	
RM056	Choctaw Ridge Road	1172	02/24/17 7,331w	0.1	\$1.57	\$0.00	\$0.00	\$0.00	\$0.00	\$0.00	\$1.57	
RM056	Choctaw Ridge Road	1172	02/24/17 7,331w	0.1	\$1.65	\$0.00	\$0.00	\$0.00	\$0.00	\$0.00	\$1.65	
RM056	Choctaw Ridge Road	1172	02/24/17 7,331w	0.1	\$1.65	\$0.00	\$0.00	\$0.00	\$0.00	\$0.00	\$1.65	
RM056	Choctaw Ridge Road	1172	02/24/17 7,331w	0.1	\$1.65	\$0.00	\$0.00	\$0.00	\$0.00	\$0.00	\$1.65	
RM056	Choctaw Ridge Road	1172	02/24/17 7,331w	0.1	\$1.65	\$0.00	\$0.00	\$0.00	\$0.00	\$0.00	\$1.65	
RM056	Choctaw Ridge Road	1172	02/24/17 7,331w	0.1	\$1.65	\$0.00	\$0.00	\$0.00	\$0.00	\$0.00	\$1.65	
RM056	Choctaw Ridge Road	1172	02/24/17 7,331w	0.1	\$1.65	\$0.00	\$0.00	\$0.00	\$0.00	\$0.00	\$1.65	
RM056	Choctaw Ridge Road	1172	02/24/17 7,331w	0.1	\$1.65	\$0.00	\$0.00	\$0.00	\$0.00	\$0.00	\$1.65	
RM056	Choctaw Ridge Road	1172	02/24/17 7,331w	0.1	\$1.65	\$0.00	\$0.00	\$0.00	\$0.00	\$0.00	\$1.65	
RM056	Choctaw Ridge Road	1172	02/24/17 7,331w	0.1	\$1.73	\$0.00	\$0.00	\$0.00	\$0.00	\$0.00	\$1.73	
RM058	Christie Way	1172	01/10/17 7,130w	0.1	\$1.73	\$0.00	\$0.00	\$0.00	\$0.00	\$0.00	\$1.73	

Township of Branchburg

Project Location Cost Detail

Sorted by Project Number

Project	Location Name	Task Code	Act Date / ID	Labor Hours	Labor Cost	Eqp Cost	Mat Cost	Con Cost	Overhead	Total Cost
2017 Storm Water / Storm Water 2017	Christie Way	1172	01/10/17 7,130w	0.1	\$1.73	\$0.00	\$0.00	\$0.00	\$0.00	\$1.73
	Christie Way	1172	01/10/17 7,130w	0.1	\$1.73	\$0.00	\$0.00	\$0.00	\$0.00	\$1.73
	Christie Way	1172	01/10/17 7,130w	0.2	\$4.38	\$0.00	\$0.00	\$0.00	\$0.00	\$4.38
	Colin Ct	1172	01/10/17 7,130w	0.1	\$1.73	\$0.00	\$0.00	\$0.00	\$0.00	\$1.73
	Colin Ct	1172	01/10/17 7,130w	0.2	\$4.38	\$0.00	\$0.00	\$0.00	\$0.00	\$4.38
	Columbia Rd.	1172	02/23/17 7,331w	0.1	\$1.46	\$0.00	\$0.00	\$0.00	\$0.00	\$1.46
	Columbia Rd.	1172	02/23/17 7,331w	0.1	\$1.46	\$0.00	\$0.00	\$0.00	\$0.00	\$1.46
	Columbia Rd.	1172	02/23/17 7,331w	0.1	\$1.46	\$0.00	\$0.00	\$0.00	\$0.00	\$1.46
	Columbia Rd.	1172	02/23/17 7,331w	0.1	\$1.46	\$0.00	\$0.00	\$0.00	\$0.00	\$1.46
	Columbia Rd.	1172	02/23/17 7,331w	0.1	\$1.46	\$0.00	\$0.00	\$0.00	\$0.00	\$1.46
	Columbia Rd.	1172	02/23/17 7,331w	0.1	\$1.46	\$0.00	\$0.00	\$0.00	\$0.00	\$1.46
	Columbia Rd.	1172	02/23/17 7,331w	0.1	\$1.46	\$0.00	\$0.00	\$0.00	\$0.00	\$1.46
	Cottage Pl	1172	02/15/17 7,239w	0.1	\$1.79	\$0.00	\$0.00	\$0.00	\$0.00	\$1.79
	Cottage Pl	1172	02/15/17 7,239w	0.1	\$1.79	\$0.00	\$0.00	\$0.00	\$0.00	\$1.79
	Cottage Pl	1172	02/15/17 7,239w	0.1	\$1.79	\$0.00	\$0.00	\$0.00	\$0.00	\$1.79
	Cottage Pl	1172	02/15/17 7,239w	0.1	\$2.04	\$0.00	\$0.00	\$0.00	\$0.00	\$2.04
	Cottage Pl	1172	02/15/17 7,239w	0.1	\$2.04	\$0.00	\$0.00	\$0.00	\$0.00	\$2.04
	Cottage Pl	1172	02/15/17 7,239w	0.1	\$2.04	\$0.00	\$0.00	\$0.00	\$0.00	\$2.04
Cottage Pl	1172	02/15/17 7,239w	0.1	\$2.04	\$0.00	\$0.00	\$0.00	\$0.00	\$2.04	
Cottage Pl	1172	02/15/17 7,239w	0.1	\$2.04	\$0.00	\$0.00	\$0.00	\$0.00	\$2.04	
Country Squire Way	1172	02/08/17 7,239w	0.1	\$3.03	\$0.00	\$0.00	\$0.00	\$0.00	\$3.03	
Country Squire Way	1172	02/08/17 7,239w	0.1	\$3.03	\$0.00	\$0.00	\$0.00	\$0.00	\$3.03	
Country Squire Way	1172	02/08/17 7,239w	0.1	\$3.03	\$0.00	\$0.00	\$0.00	\$0.00	\$3.03	
Country Squire Way	1172	02/08/17 7,239w	0.1	\$3.03	\$0.00	\$0.00	\$0.00	\$0.00	\$3.03	
Country Squire Way	1172	02/08/17 7,239w	0.1	\$3.03	\$0.00	\$0.00	\$0.00	\$0.00	\$3.03	
Country Squire Way	1172	02/08/17 7,239w	0.1	\$3.03	\$0.00	\$0.00	\$0.00	\$0.00	\$3.03	
Country Squire Way	1172	02/08/17 7,239w	0.1	\$3.03	\$0.00	\$0.00	\$0.00	\$0.00	\$3.03	
Country Squire Way	1172	02/08/17 7,239w	0.1	\$3.03	\$0.00	\$0.00	\$0.00	\$0.00	\$3.03	
Country Squire Way	1172	02/08/17 7,239w	0.1	\$3.03	\$0.00	\$0.00	\$0.00	\$0.00	\$3.03	
Country Squire Way	1172	02/08/17 7,239w	0.1	\$3.03	\$0.00	\$0.00	\$0.00	\$0.00	\$3.03	
Country Squire Way	1172	02/08/17 7,239w	0.1	\$3.03	\$0.00	\$0.00	\$0.00	\$0.00	\$3.03	
Country Squire Way	1172	02/08/17 7,239w	0.1	\$3.03	\$0.00	\$0.00	\$0.00	\$0.00	\$3.03	
Country Squire Way	1172	02/08/17 7,239w	0.1	\$3.03	\$0.00	\$0.00	\$0.00	\$0.00	\$3.03	
Country Squire Way	1172	02/08/17 7,239w	0.1	\$3.03	\$0.00	\$0.00	\$0.00	\$0.00	\$3.03	
Country Squire Way	1172	02/08/17 7,239w	0.1	\$3.03	\$0.00	\$0.00	\$0.00	\$0.00	\$3.03	
Country Squire Way	1172	02/08/17 7,239w	0.1	\$3.03	\$0.00	\$0.00	\$0.00	\$0.00	\$3.03	
Country Squire Way	1172	02/08/17 7,239w	0.1	\$3.03	\$0.00	\$0.00	\$0.00	\$0.00	\$3.03	
Country Squire Way	1172	02/08/17 7,239w	0.1	\$3.03	\$0.00	\$0.00	\$0.00	\$0.00	\$3.03	

Township of Branchburg

Project Location Cost Detail

Sorted by Project Number

Project 2017 Storm Water / Storm Water 2017

Loc Code	Location Name	Task Code	Act Date / ID	Labor Hours	Labor Cost	Eqp Cost	Mat Cost	Con Cost	Overhead	Total Cost
RM075	Creek Trail	1172	02/27/17 7,331w	0.1	\$1.38	\$0.00	\$0.00	\$0.00	\$0.00	\$1.38
RM075	Creek Trail	1172	02/27/17 7,331w	0.1	\$1.38	\$0.00	\$0.00	\$0.00	\$0.00	\$1.38
RM075	Creek Trail	1172	02/27/17 7,331w	0.1	\$1.38	\$0.00	\$0.00	\$0.00	\$0.00	\$1.38
RM075	Creek Trail	1172	02/27/17 7,331w	0.1	\$1.38	\$0.00	\$0.00	\$0.00	\$0.00	\$1.38
RM077	Crystal Ct	1172	01/10/17 7,130w	0.1	\$1.73	\$0.00	\$0.00	\$0.00	\$0.00	\$1.73
RM077	Crystal Ct	1172	01/10/17 7,130w	0.1	\$1.73	\$0.00	\$0.00	\$0.00	\$0.00	\$1.73
RM077	Crystal Ct	1172	01/10/17 7,130w	0.1	\$1.73	\$0.00	\$0.00	\$0.00	\$0.00	\$1.73
RM077	Crystal Ct	1172	01/10/17 7,130w	0.1	\$1.73	\$0.00	\$0.00	\$0.00	\$0.00	\$1.73
RM077	Crystal Ct	1172	01/10/17 7,130w	0.2	\$4.38	\$0.00	\$0.00	\$0.00	\$0.00	\$4.38
RM077	Crystal Ct	1172	01/10/17 7,130w	0.2	\$4.38	\$0.00	\$0.00	\$0.00	\$0.00	\$4.38
RM077	Crystal Ct	1172	01/10/17 7,130w	0.2	\$4.38	\$0.00	\$0.00	\$0.00	\$0.00	\$4.38
RM077	Crystal Ct	1172	01/10/17 7,130w	0.2	\$4.38	\$0.00	\$0.00	\$0.00	\$0.00	\$4.38
RM078	Culnen Dr	1172	02/27/17 7,331w	0.1	\$1.38	\$0.00	\$0.00	\$0.00	\$0.00	\$1.38
RM078	Culnen Dr	1172	02/27/17 7,331w	0.1	\$1.38	\$0.00	\$0.00	\$0.00	\$0.00	\$1.38
RM078	Culnen Dr	1172	02/27/17 7,331w	0.1	\$1.38	\$0.00	\$0.00	\$0.00	\$0.00	\$1.38
RM078	Culnen Dr	1172	02/27/17 7,331w	0.1	\$1.38	\$0.00	\$0.00	\$0.00	\$0.00	\$1.38
RM078	Culnen Dr	1172	02/27/17 7,331w	0.1	\$1.38	\$0.00	\$0.00	\$0.00	\$0.00	\$1.38
RM081	D'angelo Drive	1172	02/27/17 7,331w	0.1	\$1.38	\$0.00	\$0.00	\$0.00	\$0.00	\$1.38
RM081	D'angelo Drive	1172	02/27/17 7,331w	0.1	\$1.38	\$0.00	\$0.00	\$0.00	\$0.00	\$1.38
RM081	D'angelo Drive	1172	02/27/17 7,331w	0.1	\$1.38	\$0.00	\$0.00	\$0.00	\$0.00	\$1.38
RM081	D'angelo Drive	1172	02/27/17 7,331w	0.1	\$1.38	\$0.00	\$0.00	\$0.00	\$0.00	\$1.38
RM081	D'angelo Drive	1172	02/27/17 7,331w	0.1	\$1.38	\$0.00	\$0.00	\$0.00	\$0.00	\$1.38
RM081	D'angelo Drive	1172	02/27/17 7,331w	0.1	\$1.38	\$0.00	\$0.00	\$0.00	\$0.00	\$1.38
RM081	D'angelo Drive	1172	02/27/17 7,331w	0.1	\$1.38	\$0.00	\$0.00	\$0.00	\$0.00	\$1.38
RM081	D'angelo Drive	1172	02/27/17 7,331w	0.1	\$1.38	\$0.00	\$0.00	\$0.00	\$0.00	\$1.38
RM081	D'angelo Drive	1172	02/27/17 7,331w	0.1	\$1.38	\$0.00	\$0.00	\$0.00	\$0.00	\$1.38

Township of Branchburg

Project Location Cost Detail

Sorted by Project Number

Project 2017 Storm Water / Storm Water 2017

Loc Code	Location Name	Task Code	Act Date / ID	Labor		Eqp Cost	Mat Cost	Con Cost	Overhead	Total Cost
				Hours	Labor Cost					
RM096	Fairview Drive	1172	01/17/17 7,130w	0.1	\$2.68	\$0.00	\$0.00	\$0.00	\$0.00	\$2.68
RM096	Fairview Drive	1172	01/17/17 7,130w	0.1	\$2.68	\$0.00	\$0.00	\$0.00	\$0.00	\$2.68
RM096	Fairview Drive	1172	01/17/17 7,130w	0.1	\$2.68	\$0.00	\$0.00	\$0.00	\$0.00	\$2.68
RM096	Fairview Drive	1172	01/17/17 7,130w	0.1	\$2.68	\$0.00	\$0.00	\$0.00	\$0.00	\$2.68
RM096	Fairview Drive	1172	01/17/17 7,130w	0.1	\$2.68	\$0.00	\$0.00	\$0.00	\$0.00	\$2.68
RM096	Fairview Drive	1172	01/17/17 7,130w	0.1	\$2.35	\$0.00	\$0.00	\$0.00	\$0.00	\$2.35
RM096	Fairview Drive	1172	01/17/17 7,130w	0.1	\$2.35	\$0.00	\$0.00	\$0.00	\$0.00	\$2.35
RM096	Fairview Drive	1172	01/17/17 7,130w	0.1	\$2.35	\$0.00	\$0.00	\$0.00	\$0.00	\$2.35
RM096	Fairview Drive	1172	01/17/17 7,130w	0.1	\$2.35	\$0.00	\$0.00	\$0.00	\$0.00	\$2.35
RM096	Fairview Drive	1172	01/17/17 7,130w	0.1	\$2.68	\$0.00	\$0.00	\$0.00	\$0.00	\$2.68
RM096	Fairview Drive	1172	01/17/17 7,130w	0.1	\$2.68	\$0.00	\$0.00	\$0.00	\$0.00	\$2.68
RM096	Fairview Drive	1172	01/17/17 7,130w	0.1	\$2.68	\$0.00	\$0.00	\$0.00	\$0.00	\$2.68
RM096	Fairview Drive	1172	01/17/17 7,130w	0.1	\$2.68	\$0.00	\$0.00	\$0.00	\$0.00	\$2.68
RM096	Fairview Drive	1172	01/17/17 7,130w	0.1	\$2.70	\$0.00	\$0.00	\$0.00	\$0.00	\$2.70
RM096	Fairview Drive	1172	01/18/17 7,130w	0.1	\$2.70	\$0.00	\$0.00	\$0.00	\$0.00	\$2.70
RM096	Fairview Drive	1172	01/18/17 7,130w	0.1	\$2.70	\$0.00	\$0.00	\$0.00	\$0.00	\$2.70
RM096	Fairview Drive	1172	01/18/17 7,130w	0.1	\$2.70	\$0.00	\$0.00	\$0.00	\$0.00	\$2.70
RM096	Fairview Drive	1172	01/18/17 7,130w	0.1	\$3.52	\$0.00	\$0.00	\$0.00	\$0.00	\$3.52
RM096	Fairview Drive	1172	01/18/17 7,130w	0.1	\$3.52	\$0.00	\$0.00	\$0.00	\$0.00	\$3.52
RM096	Fairview Drive	1172	01/18/17 7,130w	0.1	\$3.52	\$0.00	\$0.00	\$0.00	\$0.00	\$3.52
RM096	Fairview Drive	1172	01/18/17 7,130w	0.1	\$3.52	\$0.00	\$0.00	\$0.00	\$0.00	\$3.52
RM096	Fairview Drive	1172	01/18/17 7,130w	0.1	\$3.52	\$0.00	\$0.00	\$0.00	\$0.00	\$3.52
RM096	Fairview Drive	1172	01/18/17 7,130w	0.1	\$3.52	\$0.00	\$0.00	\$0.00	\$0.00	\$3.52
RM096	Fairview Drive	1172	01/18/17 7,130w	0.1	\$3.52	\$0.00	\$0.00	\$0.00	\$0.00	\$3.52

Township of Branchburg

Reporting Dates Year 2017

Project Location Cost Detail

Sorted by Project Number

Project 2017 Storm Water / Storm Water 2017

Loc Code	Location Name	Task Code	Act Date / ID	Labor				Mat Cost	Con Cost	Overhead	Total Cost
				Hours	Labor Cost	Egp Cost	Mat Cost				
RM113	Harlan School Rd (by County Line)	1172	02/28/17 7.331w	0.1	\$1.74	\$0.00	\$0.00	\$0.00	\$0.00	\$1.74	
RM113	Harlan School Rd (by County Line)	1172	02/28/17 7.331w	0.1	\$1.74	\$0.00	\$0.00	\$0.00	\$0.00	\$1.74	
RM113	Harlan School Rd (by County Line)	1172	02/28/17 7.331w	0.1	\$1.74	\$0.00	\$0.00	\$0.00	\$0.00	\$1.74	
RM113	Harlan School Rd (by County Line)	1172	02/28/17 7.331w	0.1	\$1.74	\$0.00	\$0.00	\$0.00	\$0.00	\$1.74	
RM113	Harlan School Rd (by County Line)	1172	02/28/17 7.331w	0.1	\$1.74	\$0.00	\$0.00	\$0.00	\$0.00	\$1.74	
RM113	Harlan School Rd (by County Line)	1172	02/28/17 7.331w	0.1	\$1.74	\$0.00	\$0.00	\$0.00	\$0.00	\$1.74	
RM113	Harlan School Rd (by County Line)	1172	02/28/17 7.331w	0.1	\$1.74	\$0.00	\$0.00	\$0.00	\$0.00	\$1.74	
RM114	Harlan School Rd.	1172	02/16/17 7.239w	0.1	\$2.50	\$0.00	\$0.00	\$0.00	\$0.00	\$2.50	
RM114	Harlan School Rd.	1172	02/16/17 7.239w	0.1	\$2.50	\$0.00	\$0.00	\$0.00	\$0.00	\$2.50	
RM114	Harlan School Rd.	1172	02/16/17 7.239w	0.1	\$2.19	\$0.00	\$0.00	\$0.00	\$0.00	\$2.19	
RM114	Harlan School Rd.	1172	02/16/17 7.239w	0.1	\$2.19	\$0.00	\$0.00	\$0.00	\$0.00	\$2.19	
RM114	Harlan School Rd.	1172	02/22/17 7.239w	0.4	\$9.76	\$0.00	\$0.00	\$0.00	\$0.00	\$9.76	
RM114	Harlan School Rd.	1172	02/22/17 7.239w	0.4	\$9.76	\$0.00	\$0.00	\$0.00	\$0.00	\$9.76	
RM114	Harlan School Rd.	1172	02/22/17 7.239w	0.4	\$9.76	\$0.00	\$0.00	\$0.00	\$0.00	\$9.76	
RM114	Harlan School Rd.	1172	02/22/17 7.239w	0.4	\$9.76	\$0.00	\$0.00	\$0.00	\$0.00	\$9.76	
RM114	Harlan School Rd.	1172	02/22/17 7.239w	0.4	\$9.76	\$0.00	\$0.00	\$0.00	\$0.00	\$9.76	
RM114	Harlan School Rd.	1172	02/22/17 7.239w	0.4	\$9.76	\$0.00	\$0.00	\$0.00	\$0.00	\$9.76	
RM114	Harlan School Rd.	1172	02/22/17 7.239w	0.4	\$9.76	\$0.00	\$0.00	\$0.00	\$0.00	\$9.76	
RM114	Harlan School Rd.	1172	02/22/17 7.239w	0.4	\$9.76	\$0.00	\$0.00	\$0.00	\$0.00	\$9.76	
RM114	Harlan School Rd.	1172	02/28/17 7.331w	0.1	\$1.74	\$0.00	\$0.00	\$0.00	\$0.00	\$1.74	
RM114	Harlan School Rd.	1172	02/28/17 7.331w	0.1	\$1.74	\$0.00	\$0.00	\$0.00	\$0.00	\$1.74	
RM116	Harlan School Rd.	1172	02/03/17 7.239w	0.1	\$1.59	\$0.00	\$0.00	\$0.00	\$0.00	\$1.59	
RM116	Harlan School Rd.	1172	02/03/17 7.239w	0.1	\$1.59	\$0.00	\$0.00	\$0.00	\$0.00	\$1.59	
RM116	Harlan School Rd.	1172	02/03/17 7.239w	0.1	\$1.59	\$0.00	\$0.00	\$0.00	\$0.00	\$1.59	
RM116	Harlan School Rd.	1172	02/03/17 7.239w	0.1	\$1.59	\$0.00	\$0.00	\$0.00	\$0.00	\$1.59	
RM116	Harlan School Rd.	1172	02/03/17 7.239w	0.1	\$1.59	\$0.00	\$0.00	\$0.00	\$0.00	\$1.59	
RM116	Harlan School Rd.	1172	02/03/17 7.239w	0.1	\$1.82	\$0.00	\$0.00	\$0.00	\$0.00	\$1.82	
RM116	Harlan School Rd.	1172	02/03/17 7.239w	0.1	\$1.82	\$0.00	\$0.00	\$0.00	\$0.00	\$1.82	
RM116	Harlan School Rd.	1172	02/03/17 7.239w	0.1	\$1.82	\$0.00	\$0.00	\$0.00	\$0.00	\$1.82	
RM116	Harlan School Rd.	1172	02/03/17 7.239w	0.1	\$1.82	\$0.00	\$0.00	\$0.00	\$0.00	\$1.82	
RM116	Harlan School Rd.	1172	02/03/17 7.239w	0.1	\$1.82	\$0.00	\$0.00	\$0.00	\$0.00	\$1.82	
RM116	Harlan School Rd.	1172	02/03/17 7.239w	0.1	\$1.82	\$0.00	\$0.00	\$0.00	\$0.00	\$1.82	

Township of Branchburg

Reporting Dates Year 2017

Project Location Cost Detail

Sorted by Project Number

Project 2017 Storm Water / Storm Water 2017

Loc Code	Location Name	Task Code	Act Date / ID	Labor						Total Cost	
				Hours	Labor Cost	Eqp Cost	Mat Cost	Con Cost	Overhead		
RM116	Henry Rd	1172	02/03/17 7,239w	0.1	\$1.82	\$0.00	\$0.00	\$0.00	\$0.00	\$0.00	\$1.82
RM116	Henry Rd	1172	02/03/17 7,239w	0.1	\$1.82	\$0.00	\$0.00	\$0.00	\$0.00	\$0.00	\$1.82
RM116	Henry Rd	1172	02/03/17 7,239w	0.1	\$1.82	\$0.00	\$0.00	\$0.00	\$0.00	\$0.00	\$1.82
RM116	Henry Rd	1172	02/03/17 7,239w	0.1	\$1.82	\$0.00	\$0.00	\$0.00	\$0.00	\$0.00	\$1.82
RM117	Heritage Ct	1172	02/23/17 7,331w	0.1	\$1.46	\$0.00	\$0.00	\$0.00	\$0.00	\$0.00	\$1.46
RM117	Heritage Ct	1172	02/23/17 7,331w	0.1	\$1.46	\$0.00	\$0.00	\$0.00	\$0.00	\$0.00	\$1.46
RM117	Heritage Ct	1172	02/23/17 7,331w	0.1	\$1.46	\$0.00	\$0.00	\$0.00	\$0.00	\$0.00	\$1.46
RM117	Heritage Ct	1172	02/23/17 7,331w	0.1	\$1.46	\$0.00	\$0.00	\$0.00	\$0.00	\$0.00	\$1.46
RM117	Heritage Ct	1172	02/23/17 7,331w	0.1	\$1.46	\$0.00	\$0.00	\$0.00	\$0.00	\$0.00	\$1.46
RM117	Heritage Ct	1172	02/23/17 7,331w	0.1	\$1.46	\$0.00	\$0.00	\$0.00	\$0.00	\$0.00	\$1.46
RM118	Hickory Hill Rd	1172	01/17/17 7,130w	0.1	\$2.35	\$0.00	\$0.00	\$0.00	\$0.00	\$0.00	\$2.35
RM118	Hickory Hill Rd	1172	01/17/17 7,130w	0.1	\$2.35	\$0.00	\$0.00	\$0.00	\$0.00	\$0.00	\$2.35
RM118	Hickory Hill Rd	1172	01/17/17 7,130w	0.1	\$2.35	\$0.00	\$0.00	\$0.00	\$0.00	\$0.00	\$2.35
RM118	Hickory Hill Rd	1172	01/17/17 7,130w	0.1	\$2.35	\$0.00	\$0.00	\$0.00	\$0.00	\$0.00	\$2.35
RM118	Hickory Hill Rd	1172	01/17/17 7,130w	0.1	\$2.35	\$0.00	\$0.00	\$0.00	\$0.00	\$0.00	\$2.35
RM118	Hickory Hill Rd	1172	01/17/17 7,130w	0.1	\$2.68	\$0.00	\$0.00	\$0.00	\$0.00	\$0.00	\$2.68
RM118	Hickory Hill Rd	1172	01/17/17 7,130w	0.1	\$2.68	\$0.00	\$0.00	\$0.00	\$0.00	\$0.00	\$2.68
RM118	Hickory Hill Rd	1172	01/17/17 7,130w	0.1	\$2.68	\$0.00	\$0.00	\$0.00	\$0.00	\$0.00	\$2.68
RM118	Hickory Hill Rd	1172	01/17/17 7,130w	0.1	\$2.68	\$0.00	\$0.00	\$0.00	\$0.00	\$0.00	\$2.68
RM118	Hickory Hill Rd	1172	01/17/17 7,130w	0.1	\$2.68	\$0.00	\$0.00	\$0.00	\$0.00	\$0.00	\$2.68
RM120	Hickory Hill Rd	1172	01/17/17 7,130w	0.1	\$2.68	\$0.00	\$0.00	\$0.00	\$0.00	\$0.00	\$2.68
RM120	Hickory Hill Rd	1172	01/17/17 7,130w	0.1	\$3.52	\$0.00	\$0.00	\$0.00	\$0.00	\$0.00	\$3.52
RM120	Hickory Hill Rd	1172	01/17/17 7,130w	0.1	\$3.52	\$0.00	\$0.00	\$0.00	\$0.00	\$0.00	\$3.52
RM120	Hickory Hill Rd	1172	01/17/17 7,130w	0.1	\$2.70	\$0.00	\$0.00	\$0.00	\$0.00	\$0.00	\$2.70
RM120	Hickory Hill Rd	1172	01/17/17 7,130w	0.1	\$2.70	\$0.00	\$0.00	\$0.00	\$0.00	\$0.00	\$2.70
RM120	Hickory Hill Rd	1172	01/17/17 7,130w	0.1	\$2.70	\$0.00	\$0.00	\$0.00	\$0.00	\$0.00	\$2.70
RM125	Hopi Trail	1172	02/24/17 7,331w	0.1	\$1.57	\$0.00	\$0.00	\$0.00	\$0.00	\$0.00	\$1.57
RM125	Hopi Trail	1172	02/24/17 7,331w	0.1	\$1.57	\$0.00	\$0.00	\$0.00	\$0.00	\$0.00	\$1.57
RM125	Hopi Trail	1172	02/24/17 7,331w	0.1	\$1.65	\$0.00	\$0.00	\$0.00	\$0.00	\$0.00	\$1.65
RM125	Hopi Trail	1172	02/24/17 7,331w	0.1	\$1.65	\$0.00	\$0.00	\$0.00	\$0.00	\$0.00	\$1.65
RM125	Hopi Trail	1172	02/24/17 7,331w	0.1	\$1.65	\$0.00	\$0.00	\$0.00	\$0.00	\$0.00	\$1.65
RM126	Horizon Way	1172	01/06/17 7,130w	0.1	\$2.59	\$0.00	\$0.00	\$0.00	\$0.00	\$0.00	\$2.59
RM126	Horizon Way	1172	01/06/17 7,130w	0.1	\$2.59	\$0.00	\$0.00	\$0.00	\$0.00	\$0.00	\$2.59
RM126	Horizon Way	1172	01/06/17 7,130w	0.1	\$2.59	\$0.00	\$0.00	\$0.00	\$0.00	\$0.00	\$2.59
RM126	Horizon Way	1172	01/06/17 7,130w	0.1	\$2.59	\$0.00	\$0.00	\$0.00	\$0.00	\$0.00	\$2.59
RM126	Horizon Way	1172	01/06/17 7,130w	0.1	\$2.59	\$0.00	\$0.00	\$0.00	\$0.00	\$0.00	\$2.59
RM126	Horizon Way	1172	01/06/17 7,130w	0.1	\$2.59	\$0.00	\$0.00	\$0.00	\$0.00	\$0.00	\$2.59
RM126	Horizon Way	1172	01/06/17 7,130w	0.1	\$2.59	\$0.00	\$0.00	\$0.00	\$0.00	\$0.00	\$2.59
RM126	Horizon Way	1172	01/06/17 7,130w	0.1	\$2.59	\$0.00	\$0.00	\$0.00	\$0.00	\$0.00	\$2.59
RM126	Horizon Way	1172	01/06/17 7,130w	0.1	\$2.59	\$0.00	\$0.00	\$0.00	\$0.00	\$0.00	\$2.59
RM126	Horizon Way	1172	01/06/17 7,130w	0.1	\$2.59	\$0.00	\$0.00	\$0.00	\$0.00	\$0.00	\$2.59
RM126	Horizon Way	1172	01/06/17 7,130w	0.1	\$2.59	\$0.00	\$0.00	\$0.00	\$0.00	\$0.00	\$2.59
RM126	Horizon Way	1172	01/06/17 7,130w	0.1	\$2.59	\$0.00	\$0.00	\$0.00	\$0.00	\$0.00	\$2.59
RM126	Horizon Way	1172	01/06/17 7,130w	0.1	\$2.59	\$0.00	\$0.00	\$0.00	\$0.00	\$0.00	\$2.59
RM126	Horizon Way	1172	01/06/17 7,130w	0.1	\$2.59	\$0.00	\$0.00	\$0.00	\$0.00	\$0.00	\$2.59
RM126	Horizon Way	1172	01/06/17 7,130w	0.1	\$2.59	\$0.00	\$0.00	\$0.00	\$0.00	\$0.00	\$2.59

Township of Branchburg

Reporting Dates Year 2017

Project Location Cost Detail

Sorted by Project Number

Project 2017 Storm Water / Storm Water 2017

Loc Code	Location Name	Task Code	Act Date / ID	Labor		Labor Cost	Eqp Cost	Mat Cost	Con Cost	Overhead	Total Cost
				Hours	Hours						
RM127	Howell Drive	1172	02/22/17 7,331w	0.1		\$2.04	\$0.00	\$0.00	\$0.00	\$0.00	\$2.04
RM127	Howell Drive	1172	02/28/17 7,331w	0.1		\$1.74	\$0.00	\$0.00	\$0.00	\$0.00	\$1.74
RM128	Hummingbird Lane	1172	02/16/17 7,239w	0.1		\$2.19	\$0.00	\$0.00	\$0.00	\$0.00	\$2.19
RM128	Hummingbird Lane	1172	02/16/17 7,239w	0.1		\$2.19	\$0.00	\$0.00	\$0.00	\$0.00	\$2.19
RM128	Hummingbird Lane	1172	02/16/17 7,239w	0.1		\$2.50	\$0.00	\$0.00	\$0.00	\$0.00	\$2.50
RM128	Hummingbird Lane	1172	02/16/17 7,239w	0.1		\$2.50	\$0.00	\$0.00	\$0.00	\$0.00	\$2.50
RM129	Huron Trail	1172	02/24/17 7,331w	0.1		\$1.65	\$0.00	\$0.00	\$0.00	\$0.00	\$1.65
RM129	Huron Trail	1172	02/24/17 7,331w	0.1		\$1.65	\$0.00	\$0.00	\$0.00	\$0.00	\$1.65
RM129	Huron Trail	1172	02/24/17 7,331w	0.1		\$1.65	\$0.00	\$0.00	\$0.00	\$0.00	\$1.65
RM129	Huron Trail	1172	02/24/17 7,331w	0.1		\$1.65	\$0.00	\$0.00	\$0.00	\$0.00	\$1.65
RM129	Huron Trail	1172	02/24/17 7,331w	0.1		\$1.57	\$0.00	\$0.00	\$0.00	\$0.00	\$1.57
RM129	Huron Trail	1172	02/24/17 7,331w	0.1		\$1.57	\$0.00	\$0.00	\$0.00	\$0.00	\$1.57
RM129	Huron Trail	1172	02/24/17 7,331w	0.1		\$1.57	\$0.00	\$0.00	\$0.00	\$0.00	\$1.57
RM129	Huron Trail	1172	02/24/17 7,331w	0.1		\$1.57	\$0.00	\$0.00	\$0.00	\$0.00	\$1.57
RM130	Huyler Rd	1172	02/07/17 7,239w	0.1		\$2.04	\$0.00	\$0.00	\$0.00	\$0.00	\$2.04
RM130	Huyler Rd	1172	02/07/17 7,239w	0.1		\$2.04	\$0.00	\$0.00	\$0.00	\$0.00	\$2.04
RM130	Huyler Rd	1172	02/07/17 7,239w	0.1		\$2.04	\$0.00	\$0.00	\$0.00	\$0.00	\$2.04
RM130	Huyler Rd	1172	02/07/17 7,239w	0.1		\$2.04	\$0.00	\$0.00	\$0.00	\$0.00	\$2.04
RM130	Huyler Rd	1172	02/07/17 7,239w	0.1		\$2.04	\$0.00	\$0.00	\$0.00	\$0.00	\$2.04
RM130	Huyler Rd	1172	02/07/17 7,239w	0.1		\$2.04	\$0.00	\$0.00	\$0.00	\$0.00	\$2.04
RM130	Huyler Rd	1172	02/07/17 7,239w	0.1		\$2.04	\$0.00	\$0.00	\$0.00	\$0.00	\$2.04
RM130	Huyler Rd	1172	02/07/17 7,239w	0.1		\$2.04	\$0.00	\$0.00	\$0.00	\$0.00	\$2.04
RM130	Huyler Rd	1172	02/07/17 7,239w	0.1		\$2.04	\$0.00	\$0.00	\$0.00	\$0.00	\$2.04
RM130	Huyler Rd	1172	02/07/17 7,239w	0.1		\$1.93	\$0.00	\$0.00	\$0.00	\$0.00	\$1.93
RM130	Huyler Rd	1172	02/07/17 7,239w	0.1		\$1.93	\$0.00	\$0.00	\$0.00	\$0.00	\$1.93
RM130	Huyler Rd	1172	02/07/17 7,239w	0.1		\$1.93	\$0.00	\$0.00	\$0.00	\$0.00	\$1.93
RM130	Huyler Rd	1172	02/07/17 7,239w	0.1		\$1.93	\$0.00	\$0.00	\$0.00	\$0.00	\$1.93
RM130	Huyler Rd	1172	02/07/17 7,239w	0.1		\$1.93	\$0.00	\$0.00	\$0.00	\$0.00	\$1.93
RM130	Huyler Rd	1172	02/07/17 7,239w	0.1		\$1.93	\$0.00	\$0.00	\$0.00	\$0.00	\$1.93
RM130	Huyler Rd	1172	02/07/17 7,239w	0.1		\$1.93	\$0.00	\$0.00	\$0.00	\$0.00	\$1.93
RM130	Huyler Rd	1172	02/07/17 7,239w	0.1		\$1.93	\$0.00	\$0.00	\$0.00	\$0.00	\$1.93
RM130	Huyler Rd	1172	02/07/17 7,239w	0.1		\$1.93	\$0.00	\$0.00	\$0.00	\$0.00	\$1.93

Township of Branchburg

Project Location Cost Detail

Sorted by Project Number

Project 2017 Storm Water / Storm Water 2017

Loc Code	Location Name	Task Code	Act Date / ID	Labor Hours	Labor Cost	Eqp Cost	Mat Cost	Con Cost	Overhead	Total Cost
RM133	Industrial Parkway (county Line	1172	02/28/17 7.331w	0.1	\$1.74	\$0.00	\$0.00	\$0.00	\$0.00	\$1.74
RM133	Industrial Parkway (county Line	1172	02/28/17 7.331w	0.1	\$1.74	\$0.00	\$0.00	\$0.00	\$0.00	\$1.74
RM133	Industrial Parkway (county Line	1172	02/28/17 7.331w	0.1	\$1.74	\$0.00	\$0.00	\$0.00	\$0.00	\$1.74
RM133	Industrial Parkway (county Line	1172	02/28/17 7.331w	0.1	\$1.74	\$0.00	\$0.00	\$0.00	\$0.00	\$1.74
RM133	Industrial Parkway (county Line	1172	02/28/17 7.331w	0.1	\$1.74	\$0.00	\$0.00	\$0.00	\$0.00	\$1.74
RM134	Iroquois Trail	1172	02/24/17 7.331w	0.1	\$1.57	\$0.00	\$0.00	\$0.00	\$0.00	\$1.57
RM134	Iroquois Trail	1172	02/24/17 7.331w	0.1	\$1.57	\$0.00	\$0.00	\$0.00	\$0.00	\$1.57
RM134	Iroquois Trail	1172	02/24/17 7.331w	0.1	\$1.57	\$0.00	\$0.00	\$0.00	\$0.00	\$1.57
RM134	Iroquois Trail	1172	02/24/17 7.331w	0.1	\$1.57	\$0.00	\$0.00	\$0.00	\$0.00	\$1.57
RM134	Iroquois Trail	1172	02/24/17 7.331w	0.1	\$1.57	\$0.00	\$0.00	\$0.00	\$0.00	\$1.57
RM134	Iroquois Trail	1172	02/24/17 7.331w	0.1	\$1.57	\$0.00	\$0.00	\$0.00	\$0.00	\$1.57
RM134	Iroquois Trail	1172	02/24/17 7.331w	0.1	\$1.57	\$0.00	\$0.00	\$0.00	\$0.00	\$1.57
RM134	Iroquois Trail	1172	02/24/17 7.331w	0.1	\$1.65	\$0.00	\$0.00	\$0.00	\$0.00	\$1.65
RM134	Iroquois Trail	1172	02/24/17 7.331w	0.1	\$1.65	\$0.00	\$0.00	\$0.00	\$0.00	\$1.65
RM134	Iroquois Trail	1172	02/24/17 7.331w	0.1	\$1.65	\$0.00	\$0.00	\$0.00	\$0.00	\$1.65
RM134	Iroquois Trail	1172	02/24/17 7.331w	0.1	\$1.65	\$0.00	\$0.00	\$0.00	\$0.00	\$1.65
RM134	Iroquois Trail	1172	02/24/17 7.331w	0.1	\$1.65	\$0.00	\$0.00	\$0.00	\$0.00	\$1.65
RM134	Iroquois Trail	1172	02/24/17 7.331w	0.1	\$1.65	\$0.00	\$0.00	\$0.00	\$0.00	\$1.65
RM135	Jeffrey Ct	1172	02/07/17 7.239w	0.1	\$2.04	\$0.00	\$0.00	\$0.00	\$0.00	\$2.04
RM135	Jeffrey Ct	1172	02/07/17 7.239w	0.1	\$2.04	\$0.00	\$0.00	\$0.00	\$0.00	\$2.04
RM135	Jeffrey Ct	1172	02/07/17 7.239w	0.1	\$2.04	\$0.00	\$0.00	\$0.00	\$0.00	\$2.04
RM135	Jeffrey Ct	1172	02/07/17 7.239w	0.1	\$1.93	\$0.00	\$0.00	\$0.00	\$0.00	\$1.93
RM135	Jeffrey Ct	1172	02/07/17 7.239w	0.1	\$1.93	\$0.00	\$0.00	\$0.00	\$0.00	\$1.93
RM135	Jeffrey Ct	1172	02/07/17 7.239w	0.1	\$1.93	\$0.00	\$0.00	\$0.00	\$0.00	\$1.93
RM135	Jeffrey Ct	1172	02/07/17 7.239w	0.1	\$1.93	\$0.00	\$0.00	\$0.00	\$0.00	\$1.93
RM135	Jeffrey Ct	1172	02/07/17 7.239w	0.1	\$1.93	\$0.00	\$0.00	\$0.00	\$0.00	\$1.93
RM136	Johns Ln	1172	01/06/17 7.130w	0.1	\$2.59	\$0.00	\$0.00	\$0.00	\$0.00	\$2.59
RM136	Johns Ln	1172	01/06/17 7.130w	0.1	\$2.59	\$0.00	\$0.00	\$0.00	\$0.00	\$2.59
RM136	Johns Ln	1172	01/06/17 7.130w	0.1	\$2.59	\$0.00	\$0.00	\$0.00	\$0.00	\$2.59
RM136	Johns Ln	1172	01/06/17 7.130w	0.1	\$2.59	\$0.00	\$0.00	\$0.00	\$0.00	\$2.59
RM136	Johns Ln	1172	01/06/17 7.130w	0.1	\$2.59	\$0.00	\$0.00	\$0.00	\$0.00	\$2.59
RM136	Johns Ln	1172	01/06/17 7.130w	0.1	\$2.59	\$0.00	\$0.00	\$0.00	\$0.00	\$2.59
RM136	Johns Ln	1172	01/06/17 7.130w	0.1	\$2.59	\$0.00	\$0.00	\$0.00	\$0.00	\$2.59
RM136	Johns Ln	1172	01/06/17 7.130w	0.1	\$2.59	\$0.00	\$0.00	\$0.00	\$0.00	\$2.59

Township of Branchburg

Reporting Dates Year 2017

Project Location Cost Detail

Sorted by Project Number

Project 2017 Storm Water / Storm Water 2017

Loc Code	Location Name	Task Code	Act Date / ID	Labor		Labor Cost	Eqp Cost	Mat Cost	Con Cost	Overhead	Total Cost
				Hours							
RM141	Kelly Dr	1172	01/06/17 7,130w	0.1		\$2.59	\$0.00	\$0.00	\$0.00	\$0.00	\$2.59
RM141	Kelly Dr	1172	01/06/17 7,130w	0.1		\$2.59	\$0.00	\$0.00	\$0.00	\$0.00	\$2.59
RM141	Kelly Dr	1172	01/06/17 7,130w	0.1		\$2.59	\$0.00	\$0.00	\$0.00	\$0.00	\$2.59
RM141	Kelly Dr	1172	01/06/17 7,130w	0.1		\$2.59	\$0.00	\$0.00	\$0.00	\$0.00	\$2.59
RM141	Kelly Dr	1172	01/06/17 7,130w	0.1		\$2.59	\$0.00	\$0.00	\$0.00	\$0.00	\$2.59
RM142	Kenbury Rd.	1172	02/03/17 7,239w	0.1		\$1.82	\$0.00	\$0.00	\$0.00	\$0.00	\$1.82
RM142	Kenbury Rd.	1172	02/03/17 7,239w	0.1		\$1.59	\$0.00	\$0.00	\$0.00	\$0.00	\$1.59
RM142	Kenbury Rd.	1172	02/03/17 7,239w	0.1		\$1.59	\$0.00	\$0.00	\$0.00	\$0.00	\$1.59
RM142	Kenbury Rd.	1172	02/03/17 7,239w	0.1		\$1.82	\$0.00	\$0.00	\$0.00	\$0.00	\$1.82
RM142	Kenbury Rd.	1172	02/03/17 7,239w	0.1		\$1.82	\$0.00	\$0.00	\$0.00	\$0.00	\$1.82
RM145	Kip Ln	1172	01/04/17 7,130w	0.1		\$1.95	\$0.73	\$0.00	\$0.00	\$0.00	\$2.68
RM145	Kip Ln	1172	01/04/17 7,130w	0.1		\$1.95	\$0.73	\$0.00	\$0.00	\$0.00	\$2.68
RM145	Kip Ln	1172	01/04/17 7,130w	0.1		\$1.95	\$0.73	\$0.00	\$0.00	\$0.00	\$2.68
RM145	Kip Ln	1172	01/04/17 7,130w	0.1		\$1.95	\$0.73	\$0.00	\$0.00	\$0.00	\$2.68
RM146	Kiva Place	1172	02/22/17 7,331w	0.1		\$2.04	\$0.00	\$0.00	\$0.00	\$0.00	\$2.04
RM146	Kiva Place	1172	02/22/17 7,331w	0.1		\$2.04	\$0.00	\$0.00	\$0.00	\$0.00	\$2.04
RM146	Kiva Place	1172	02/22/17 7,331w	0.1		\$2.04	\$0.00	\$0.00	\$0.00	\$0.00	\$2.04
RM146	Kiva Place	1172	02/22/17 7,331w	0.1		\$2.04	\$0.00	\$0.00	\$0.00	\$0.00	\$2.04
RM146	Kiva Place	1172	02/22/17 7,331w	0.1		\$2.04	\$0.00	\$0.00	\$0.00	\$0.00	\$2.04
RM146	Kiva Place	1172	02/22/17 7,331w	0.1		\$2.33	\$0.00	\$0.00	\$0.00	\$0.00	\$2.33
RM146	Kiva Place	1172	02/22/17 7,331w	0.1		\$2.33	\$0.00	\$0.00	\$0.00	\$0.00	\$2.33
RM146	Kiva Place	1172	02/22/17 7,331w	0.1		\$2.33	\$0.00	\$0.00	\$0.00	\$0.00	\$2.33
RM146	Kiva Place	1172	02/22/17 7,331w	0.1		\$2.33	\$0.00	\$0.00	\$0.00	\$0.00	\$2.33
RM146	Kiva Place	1172	02/22/17 7,331w	0.1		\$2.33	\$0.00	\$0.00	\$0.00	\$0.00	\$2.33
RM147	Kyle Ct	1172	02/14/17 7,239w	0.1		\$2.10	\$0.00	\$0.00	\$0.00	\$0.00	\$2.10
RM147	Kyle Ct	1172	02/14/17 7,239w	0.1		\$2.10	\$0.00	\$0.00	\$0.00	\$0.00	\$2.10
RM147	Kyle Ct	1172	02/14/17 7,239w	0.1		\$2.10	\$0.00	\$0.00	\$0.00	\$0.00	\$2.10
RM147	Kyle Ct	1172	02/14/17 7,239w	0.1		\$2.10	\$0.00	\$0.00	\$0.00	\$0.00	\$2.10
RM147	Kyle Ct	1172	02/14/17 7,239w	0.1		\$2.10	\$0.00	\$0.00	\$0.00	\$0.00	\$2.10
RM148	Laggren Way	1172	01/18/17 7,130w	0.1		\$2.70	\$0.00	\$0.00	\$0.00	\$0.00	\$2.70
RM148	Laggren Way	1172	01/18/17 7,130w	0.1		\$2.70	\$0.00	\$0.00	\$0.00	\$0.00	\$2.70
RM148	Laggren Way	1172	01/18/17 7,130w	0.1		\$2.70	\$0.00	\$0.00	\$0.00	\$0.00	\$2.70
RM148	Laggren Way	1172	01/18/17 7,130w	0.1		\$2.70	\$0.00	\$0.00	\$0.00	\$0.00	\$2.70
RM148	Laggren Way	1172	01/18/17 7,130w	0.1		\$2.70	\$0.00	\$0.00	\$0.00	\$0.00	\$2.70

Township of Branchburg

Reporting Dates Year 2017

Project Location Cost Detail

Sorted by Project Number

Project 2017 Storm Water / Storm Water 2017

Loc Code	Location Name	Task Code	Act Date / ID	Labor Hours	Labor Cost	Egp Cost	Mat Cost	Con Cost	Overhead	Total Cost
RM148	Laggren Way	1172	01/18/17 7,130w	0.1	\$2.70	\$0.00	\$0.00	\$0.00	\$0.00	\$2.70
RM148	Laggren Way	1172	01/18/17 7,130w	0.1	\$2.70	\$0.00	\$0.00	\$0.00	\$0.00	\$2.70
RM148	Laggren Way	1172	01/18/17 7,130w	0.1	\$2.70	\$0.00	\$0.00	\$0.00	\$0.00	\$2.70
RM148	Laggren Way	1172	01/18/17 7,130w	0.1	\$2.70	\$0.00	\$0.00	\$0.00	\$0.00	\$2.70
RM148	Laggren Way	1172	01/18/17 7,130w	0.1	\$3.52	\$0.00	\$0.00	\$0.00	\$0.00	\$3.52
RM148	Laggren Way	1172	01/18/17 7,130w	0.1	\$3.52	\$0.00	\$0.00	\$0.00	\$0.00	\$3.52
RM148	Laggren Way	1172	01/18/17 7,130w	0.1	\$3.52	\$0.00	\$0.00	\$0.00	\$0.00	\$3.52
RM148	Laggren Way	1172	01/18/17 7,130w	0.1	\$3.52	\$0.00	\$0.00	\$0.00	\$0.00	\$3.52
RM148	Laggren Way	1172	01/18/17 7,130w	0.1	\$3.52	\$0.00	\$0.00	\$0.00	\$0.00	\$3.52
RM148	Laggren Way	1172	01/18/17 7,130w	0.1	\$3.52	\$0.00	\$0.00	\$0.00	\$0.00	\$3.52
RM148	Laggren Way	1172	01/18/17 7,130w	0.1	\$3.52	\$0.00	\$0.00	\$0.00	\$0.00	\$3.52
RM148	Laggren Way	1172	01/18/17 7,130w	0.1	\$3.52	\$0.00	\$0.00	\$0.00	\$0.00	\$3.52
RM148	Laggren Way	1172	01/18/17 7,130w	0.1	\$3.52	\$0.00	\$0.00	\$0.00	\$0.00	\$3.52
RM148	Laggren Way	1172	01/18/17 7,130w	0.1	\$3.52	\$0.00	\$0.00	\$0.00	\$0.00	\$3.52
RM150	Laggren Way	1172	01/18/17 7,130w	0.1	\$3.52	\$0.00	\$0.00	\$0.00	\$0.00	\$3.52
RM150	Laurel Ct	1172	02/03/17 7,239w	0.1	\$1.82	\$0.00	\$0.00	\$0.00	\$0.00	\$1.82
RM150	Laurel Ct	1172	02/03/17 7,239w	0.1	\$1.82	\$0.00	\$0.00	\$0.00	\$0.00	\$1.82
RM150	Laurel Ct	1172	02/03/17 7,239w	0.1	\$1.82	\$0.00	\$0.00	\$0.00	\$0.00	\$1.82
RM150	Laurel Ct	1172	02/03/17 7,239w	0.1	\$1.82	\$0.00	\$0.00	\$0.00	\$0.00	\$1.82
RM150	Laurel Ct	1172	02/03/17 7,239w	0.1	\$1.82	\$0.00	\$0.00	\$0.00	\$0.00	\$1.82
RM150	Laurel Ct	1172	02/03/17 7,239w	0.1	\$1.82	\$0.00	\$0.00	\$0.00	\$0.00	\$1.82
RM150	Laurel Ct	1172	02/03/17 7,239w	0.1	\$1.82	\$0.00	\$0.00	\$0.00	\$0.00	\$1.82
RM150	Laurel Ct	1172	02/03/17 7,239w	0.1	\$1.82	\$0.00	\$0.00	\$0.00	\$0.00	\$1.82
RM150	Laurel Ct	1172	02/03/17 7,239w	0.1	\$1.59	\$0.00	\$0.00	\$0.00	\$0.00	\$1.59
RM150	Laurel Ct	1172	02/03/17 7,239w	0.1	\$1.59	\$0.00	\$0.00	\$0.00	\$0.00	\$1.59
RM150	Laurel Ct	1172	02/03/17 7,239w	0.1	\$1.59	\$0.00	\$0.00	\$0.00	\$0.00	\$1.59
RM150	Laurel Ct	1172	02/03/17 7,239w	0.1	\$1.59	\$0.00	\$0.00	\$0.00	\$0.00	\$1.59
RM150	Laurel Ct	1172	02/03/17 7,239w	0.1	\$1.59	\$0.00	\$0.00	\$0.00	\$0.00	\$1.59
RM150	Laurel Ct	1172	02/03/17 7,239w	0.1	\$1.59	\$0.00	\$0.00	\$0.00	\$0.00	\$1.59
RM150	Laurel Ct	1172	02/03/17 7,239w	0.1	\$1.59	\$0.00	\$0.00	\$0.00	\$0.00	\$1.59
RM150	Laurel Ct	1172	02/03/17 7,239w	0.1	\$1.59	\$0.00	\$0.00	\$0.00	\$0.00	\$1.59
RM151	Lehigh Road	1172	01/11/17 7,130w	0.1	\$2.17	\$0.00	\$0.00	\$0.00	\$0.00	\$2.17
RM151	Lehigh Road	1172	01/11/17 7,130w	0.1	\$2.17	\$0.00	\$0.00	\$0.00	\$0.00	\$2.17
RM151	Lehigh Road	1172	01/11/17 7,130w	0.1	\$2.17	\$0.00	\$0.00	\$0.00	\$0.00	\$2.17
RM151	Lehigh Road	1172	01/11/17 7,130w	0.1	\$2.17	\$0.00	\$0.00	\$0.00	\$0.00	\$2.17
RM151	Lehigh Road	1172	01/11/17 7,130w	0.1	\$2.83	\$0.00	\$0.00	\$0.00	\$0.00	\$2.83
RM151	Lehigh Road	1172	01/11/17 7,130w	0.1	\$2.83	\$0.00	\$0.00	\$0.00	\$0.00	\$2.83
RM151	Lehigh Road	1172	01/11/17 7,130w	0.1	\$2.83	\$0.00	\$0.00	\$0.00	\$0.00	\$2.83
RM151	Lehigh Road	1172	01/11/17 7,130w	0.1	\$2.83	\$0.00	\$0.00	\$0.00	\$0.00	\$2.83
RM151	Lehigh Road	1172	01/11/17 7,130w	0.1	\$2.83	\$0.00	\$0.00	\$0.00	\$0.00	\$2.83
RM151	Lehigh Road	1172	01/11/17 7,130w	0.1	\$2.83	\$0.00	\$0.00	\$0.00	\$0.00	\$2.83
RM151	Lehigh Road	1172	01/11/17 7,130w	0.1	\$2.83	\$0.00	\$0.00	\$0.00	\$0.00	\$2.83
RM153	Lenape Trail	1172	02/27/17 7,331w	0.1	\$1.38	\$0.00	\$0.00	\$0.00	\$0.00	\$1.38
RM153	Lenape Trail	1172	02/27/17 7,331w	0.1	\$1.38	\$0.00	\$0.00	\$0.00	\$0.00	\$1.38
RM153	Lenape Trail	1172	02/27/17 7,331w	0.1	\$1.38	\$0.00	\$0.00	\$0.00	\$0.00	\$1.38
RM153	Lenape Trail	1172	02/27/17 7,331w	0.1	\$1.38	\$0.00	\$0.00	\$0.00	\$0.00	\$1.38
RM153	Lenape Trail	1172	02/27/17 7,331w	0.1	\$1.38	\$0.00	\$0.00	\$0.00	\$0.00	\$1.38

Township of Branchburg

Reporting Dates Year 2017

Project Location Cost Detail

Sorted by Project Number

Project 2017 Storm Water / Storm Water 2017

Loc Code	Location Name	Task Code	Act Date /ID	Labor			Egp Cost	Mat Cost	Con Cost	Overhead	Total Cost
				Hours	Labor Cost						
RM153	Lenape Trail	1172	02/27/17 7:331w	0.1	\$1.38	\$0.00	\$0.00	\$0.00	\$0.00	\$1.38	
RM153	Lenape Trail	1172	02/27/17 7:331w	0.1	\$1.38	\$0.00	\$0.00	\$0.00	\$0.00	\$1.38	
RM156	Libby Lane	1172	02/22/17 7:331w	0.1	\$2.33	\$0.00	\$0.00	\$0.00	\$0.00	\$2.33	
RM156	Libby Lane	1172	02/22/17 7:331w	0.1	\$2.33	\$0.00	\$0.00	\$0.00	\$0.00	\$2.33	
RM156	Libby Lane	1172	02/22/17 7:331w	0.1	\$2.33	\$0.00	\$0.00	\$0.00	\$0.00	\$2.33	
RM156	Libby Lane	1172	02/22/17 7:331w	0.1	\$2.33	\$0.00	\$0.00	\$0.00	\$0.00	\$2.33	
RM156	Libby Lane	1172	02/22/17 7:331w	0.1	\$2.04	\$0.00	\$0.00	\$0.00	\$0.00	\$2.04	
RM156	Libby Lane	1172	02/22/17 7:331w	0.1	\$2.04	\$0.00	\$0.00	\$0.00	\$0.00	\$2.04	
RM156	Libby Lane	1172	02/22/17 7:331w	0.1	\$2.04	\$0.00	\$0.00	\$0.00	\$0.00	\$2.04	
RM156	Libby Lane	1172	02/22/17 7:331w	0.1	\$2.04	\$0.00	\$0.00	\$0.00	\$0.00	\$2.04	
RM156	Libby Lane	1172	02/22/17 7:331w	0.1	\$2.04	\$0.00	\$0.00	\$0.00	\$0.00	\$2.04	
RM158	Lindsay Ct	1172	02/08/17 7:239w	0.1	\$3.03	\$0.00	\$0.00	\$0.00	\$0.00	\$3.03	
RM158	Lindsay Ct	1172	02/08/17 7:239w	0.1	\$3.46	\$0.00	\$0.00	\$0.00	\$0.00	\$3.46	
RM158	Lindsay Ct	1172	02/08/17 7:239w	0.1	\$1.93	\$0.00	\$0.00	\$0.00	\$0.00	\$1.93	
RM160	Logan Drive	1172	02/07/17 7:239w	0.1	\$2.04	\$0.00	\$0.00	\$0.00	\$0.00	\$2.04	
RM160	Logan Drive	1172	02/07/17 7:239w	0.1	\$2.04	\$0.00	\$0.00	\$0.00	\$0.00	\$2.04	
RM160	Logan Drive	1172	02/07/17 7:239w	0.1	\$2.04	\$0.00	\$0.00	\$0.00	\$0.00	\$2.04	
RM160	Logan Drive	1172	02/07/17 7:239w	0.1	\$1.93	\$0.00	\$0.00	\$0.00	\$0.00	\$1.93	
RM160	Logan Drive	1172	02/07/17 7:239w	0.1	\$1.93	\$0.00	\$0.00	\$0.00	\$0.00	\$1.93	
RM160	Logan Drive	1172	02/07/17 7:239w	0.1	\$1.93	\$0.00	\$0.00	\$0.00	\$0.00	\$1.93	
RM160	Logan Drive	1172	02/07/17 7:239w	0.1	\$2.04	\$0.00	\$0.00	\$0.00	\$0.00	\$2.04	
RM161	Long Meadow Ct	1172	02/07/17 7:239w	0.1	\$2.04	\$0.00	\$0.00	\$0.00	\$0.00	\$2.04	
RM161	Long Meadow Ct	1172	02/07/17 7:239w	0.1	\$2.04	\$0.00	\$0.00	\$0.00	\$0.00	\$2.04	
RM161	Long Meadow Ct	1172	02/07/17 7:239w	0.1	\$2.04	\$0.00	\$0.00	\$0.00	\$0.00	\$2.04	
RM161	Long Meadow Ct	1172	02/07/17 7:239w	0.1	\$2.04	\$0.00	\$0.00	\$0.00	\$0.00	\$2.04	
RM161	Long Meadow Ct	1172	02/07/17 7:239w	0.1	\$2.04	\$0.00	\$0.00	\$0.00	\$0.00	\$2.04	
RM161	Long Meadow Ct	1172	02/07/17 7:239w	0.1	\$1.93	\$0.00	\$0.00	\$0.00	\$0.00	\$1.93	
RM161	Long Meadow Ct	1172	02/07/17 7:239w	0.1	\$1.93	\$0.00	\$0.00	\$0.00	\$0.00	\$1.93	
RM161	Long Meadow Ct	1172	02/07/17 7:239w	0.1	\$1.93	\$0.00	\$0.00	\$0.00	\$0.00	\$1.93	
RM161	Long Meadow Ct	1172	02/07/17 7:239w	0.1	\$1.93	\$0.00	\$0.00	\$0.00	\$0.00	\$1.93	
RM161	Long Meadow Ct	1172	02/07/17 7:239w	0.1	\$1.93	\$0.00	\$0.00	\$0.00	\$0.00	\$1.93	
RM161	Long Meadow Ct	1172	02/07/17 7:239w	0.1	\$1.93	\$0.00	\$0.00	\$0.00	\$0.00	\$1.93	
RM161	Long Meadow Ct	1172	02/07/17 7:239w	0.1	\$1.93	\$0.00	\$0.00	\$0.00	\$0.00	\$1.93	
RM161	Long Meadow Ct	1172	02/07/17 7:239w	0.1	\$1.93	\$0.00	\$0.00	\$0.00	\$0.00	\$1.93	
RM161	Long Meadow Ct	1172	02/07/17 7:239w	0.1	\$1.93	\$0.00	\$0.00	\$0.00	\$0.00	\$1.93	
RM161	Long Meadow Ct	1172	02/07/17 7:239w	0.1	\$1.93	\$0.00	\$0.00	\$0.00	\$0.00	\$1.93	
RM161	Long Meadow Ct	1172	02/07/17 7:239w	0.1	\$1.93	\$0.00	\$0.00	\$0.00	\$0.00	\$1.93	
RM161	Long Meadow Ct	1172	02/07/17 7:239w	0.1	\$1.93	\$0.00	\$0.00	\$0.00	\$0.00	\$1.93	
RM161	Long Meadow Ct	1172	02/07/17 7:239w	0.1	\$1.93	\$0.00	\$0.00	\$0.00	\$0.00	\$1.93	
RM161	Long Meadow Ct	1172	02/07/17 7:239w	0.1	\$1.93	\$0.00	\$0.00	\$0.00	\$0.00	\$1.93	
RM161	Long Meadow Ct	1172	02/07/17 7:239w	0.1	\$1.93	\$0.00	\$0.00	\$0.00	\$0.00	\$1.93	
RM163	Lukes Pond Rd	1172	02/22/17 7:331w	0.1	\$2.04	\$0.00	\$0.00	\$0.00	\$0.00	\$2.04	
RM163	Lukes Pond Rd	1172	02/22/17 7:331w	0.1	\$2.04	\$0.00	\$0.00	\$0.00	\$0.00	\$2.04	
RM163	Lukes Pond Rd	1172	02/22/17 7:331w	0.1	\$2.33	\$0.00	\$0.00	\$0.00	\$0.00	\$2.33	

Township of Branchburg

Project Location Cost Detail

Sorted by Project Number

Project 2017 Storm Water / Storm Water 2017

Loc Code	Location Name	Task Code	Act Date / ID	Labor Hours	Labor Cost	Eqp Cost	Mat Cost	Con Cost	Overhead	Total Cost
RM163	Lukes Pond Rd	1172	02/22/17 7,331w	0.1	\$2.33	\$0.00	\$0.00	\$0.00	\$0.00	\$2.33
RM163	Lukes Pond Rd	1172	02/22/17 7,331w	0.1	\$2.33	\$0.00	\$0.00	\$0.00	\$0.00	\$2.33
RM163	Lukes Pond Rd	1172	02/22/17 7,331w	0.1	\$2.33	\$0.00	\$0.00	\$0.00	\$0.00	\$2.33
RM163	Lukes Pond Rd	1172	02/22/17 7,331w	0.1	\$2.33	\$0.00	\$0.00	\$0.00	\$0.00	\$2.33
RM163	Lukes Pond Rd	1172	02/22/17 7,331w	0.1	\$2.33	\$0.00	\$0.00	\$0.00	\$0.00	\$2.33
RM163	Lukes Pond Rd	1172	02/22/17 7,331w	0.1	\$2.33	\$0.00	\$0.00	\$0.00	\$0.00	\$2.33
RM163	Lukes Pond Rd	1172	02/22/17 7,331w	0.1	\$2.33	\$0.00	\$0.00	\$0.00	\$0.00	\$2.33
RM163	Lukes Pond Rd	1172	02/22/17 7,331w	0.1	\$2.33	\$0.00	\$0.00	\$0.00	\$0.00	\$2.33
RM163	Lukes Pond Rd	1172	02/22/17 7,331w	0.1	\$2.33	\$0.00	\$0.00	\$0.00	\$0.00	\$2.33
RM164	Lunde Ln	1172	02/15/17 7,239w	0.1	\$2.04	\$0.00	\$0.00	\$0.00	\$0.00	\$2.04
RM164	Lunde Ln	1172	02/15/17 7,239w	0.1	\$2.04	\$0.00	\$0.00	\$0.00	\$0.00	\$2.04
RM164	Lunde Ln	1172	02/15/17 7,239w	0.1	\$2.04	\$0.00	\$0.00	\$0.00	\$0.00	\$2.04
RM164	Lunde Ln	1172	02/15/17 7,239w	0.1	\$2.04	\$0.00	\$0.00	\$0.00	\$0.00	\$2.04
RM164	Lunde Ln	1172	02/15/17 7,239w	0.1	\$1.79	\$0.00	\$0.00	\$0.00	\$0.00	\$1.79
RM164	Lunde Ln	1172	02/15/17 7,239w	0.1	\$1.79	\$0.00	\$0.00	\$0.00	\$0.00	\$1.79
RM164	Lunde Ln	1172	02/15/17 7,239w	0.1	\$1.79	\$0.00	\$0.00	\$0.00	\$0.00	\$1.79
RM164	Lunde Ln	1172	02/15/17 7,239w	0.1	\$1.79	\$0.00	\$0.00	\$0.00	\$0.00	\$1.79
RM165	Macintosh Rd	1172	01/11/17 7,239w	0.9	\$25.12	\$0.00	\$0.00	\$0.00	\$0.00	\$25.12
RM165	Macintosh Rd	1172	01/11/17 7,239w	0.9	\$25.12	\$0.00	\$0.00	\$0.00	\$0.00	\$25.12
RM165	Macintosh Rd	1172	01/11/17 7,239w	0.9	\$25.12	\$0.00	\$0.00	\$0.00	\$0.00	\$25.12
RM165	Macintosh Rd	1172	01/11/17 7,239w	0.9	\$25.12	\$0.00	\$0.00	\$0.00	\$0.00	\$25.12
RM165	Macintosh Rd	1172	01/11/17 7,239w	0.9	\$25.12	\$0.00	\$0.00	\$0.00	\$0.00	\$25.12
RM165	Macintosh Rd	1172	01/11/17 7,239w	0.9	\$25.12	\$0.00	\$0.00	\$0.00	\$0.00	\$25.12
RM165	Macintosh Rd	1172	01/11/17 7,239w	0.9	\$25.12	\$0.00	\$0.00	\$0.00	\$0.00	\$25.12
RM165	Macintosh Rd	1172	01/11/17 7,239w	0.9	\$23.86	\$0.00	\$0.00	\$0.00	\$0.00	\$23.86
RM165	Macintosh Rd	1172	01/11/17 7,239w	0.9	\$23.86	\$0.00	\$0.00	\$0.00	\$0.00	\$23.86
RM165	Macintosh Rd	1172	01/11/17 7,239w	0.9	\$23.86	\$0.00	\$0.00	\$0.00	\$0.00	\$23.86
RM165	Macintosh Rd	1172	01/11/17 7,239w	0.9	\$23.86	\$0.00	\$0.00	\$0.00	\$0.00	\$23.86
RM165	Macintosh Rd	1172	01/11/17 7,239w	0.9	\$23.86	\$0.00	\$0.00	\$0.00	\$0.00	\$23.86
RM165	Macintosh Rd	1172	01/11/17 7,239w	0.9	\$23.86	\$0.00	\$0.00	\$0.00	\$0.00	\$23.86
RM165	Macintosh Rd	1172	01/11/17 7,239w	0.9	\$23.86	\$0.00	\$0.00	\$0.00	\$0.00	\$23.86
RM165	Macintosh Rd	1172	01/11/17 7,239w	0.9	\$23.86	\$0.00	\$0.00	\$0.00	\$0.00	\$23.86
RM165	Macintosh Rd	1172	01/11/17 7,239w	0.9	\$23.86	\$0.00	\$0.00	\$0.00	\$0.00	\$23.86
RM165	Macintosh Rd	1172	01/11/17 7,239w	0.9	\$23.86	\$0.00	\$0.00	\$0.00	\$0.00	\$23.86
RM165	Macintosh Rd	1172	01/11/17 7,239w	0.9	\$23.86	\$0.00	\$0.00	\$0.00	\$0.00	\$23.86
RM165	Macintosh Rd	1172	01/11/17 7,239w	0.9	\$23.86	\$0.00	\$0.00	\$0.00	\$0.00	\$23.86
RM167	Main St	1172	01/17/17 7,130w	0.1	\$2.68	\$0.00	\$0.00	\$0.00	\$0.00	\$2.68
RM167	Main St	1172	01/17/17 7,130w	0.1	\$2.68	\$0.00	\$0.00	\$0.00	\$0.00	\$2.68
RM167	Main St	1172	01/17/17 7,130w	0.1	\$2.35	\$0.00	\$0.00	\$0.00	\$0.00	\$2.35

Township of Branchburg

Reporting Dates Year 2017

Project Location Cost Detail

Sorted by Project Number

Project 2017 Storm Water / Storm Water 2017

Loc Code	Location Name	Task Code	Act Date / JD	Labor Hours	Labor Cost	Eqp Cost	Mat Cost	Con Cost	Overhead	Total Cost
RM184	Monica Ct	1172	02/14/17 7,239w	0.1	\$2.10	\$0.00	\$0.00	\$0.00	\$0.00	\$2.10
RM184	Monica Ct	1172	02/14/17 7,239w	0.1	\$2.10	\$0.00	\$0.00	\$0.00	\$0.00	\$2.10
RM184	Monica Ct	1172	02/14/17 7,239w	0.1	\$2.10	\$0.00	\$0.00	\$0.00	\$0.00	\$2.10
RM184	Monica Ct	1172	02/14/17 7,239w	0.1	\$2.10	\$0.00	\$0.00	\$0.00	\$0.00	\$2.10
RM184	Monica Ct	1172	02/28/17 7,331w	0.1	\$1.74	\$0.00	\$0.00	\$0.00	\$0.00	\$1.74
RM186	Mulberry Ct	1172	02/15/17 7,239w	0.1	\$1.79	\$0.00	\$0.00	\$0.00	\$0.00	\$1.79
RM186	Mulberry Ct	1172	02/15/17 7,239w	0.1	\$1.79	\$0.00	\$0.00	\$0.00	\$0.00	\$1.79
RM186	Mulberry Ct	1172	02/15/17 7,239w	0.1	\$2.04	\$0.00	\$0.00	\$0.00	\$0.00	\$2.04
RM186	Mulberry Ct	1172	02/15/17 7,239w	0.1	\$2.04	\$0.00	\$0.00	\$0.00	\$0.00	\$2.04
RM187	Munsee Trail	1172	02/24/17 7,331w	0.1	\$1.57	\$0.00	\$0.00	\$0.00	\$0.00	\$1.57
RM187	Munsee Trail	1172	02/24/17 7,331w	0.1	\$1.57	\$0.00	\$0.00	\$0.00	\$0.00	\$1.57
RM187	Munsee Trail	1172	02/24/17 7,331w	0.1	\$1.65	\$0.00	\$0.00	\$0.00	\$0.00	\$1.65
RM187	Munsee Trail	1172	02/24/17 7,331w	0.1	\$1.65	\$0.00	\$0.00	\$0.00	\$0.00	\$1.65
RM189	Narraganset Dr.	1172	02/24/17 7,331w	0.1	\$1.65	\$0.00	\$0.00	\$0.00	\$0.00	\$1.65
RM189	Narraganset Dr.	1172	02/24/17 7,331w	0.1	\$1.65	\$0.00	\$0.00	\$0.00	\$0.00	\$1.65
RM189	Narraganset Dr.	1172	02/24/17 7,331w	0.1	\$1.65	\$0.00	\$0.00	\$0.00	\$0.00	\$1.65
RM189	Narraganset Dr.	1172	02/24/17 7,331w	0.1	\$1.65	\$0.00	\$0.00	\$0.00	\$0.00	\$1.65
RM189	Narraganset Dr.	1172	02/24/17 7,331w	0.1	\$1.65	\$0.00	\$0.00	\$0.00	\$0.00	\$1.65
RM189	Narraganset Dr.	1172	02/24/17 7,331w	0.1	\$1.65	\$0.00	\$0.00	\$0.00	\$0.00	\$1.65
RM189	Narraganset Dr.	1172	02/24/17 7,331w	0.1	\$1.65	\$0.00	\$0.00	\$0.00	\$0.00	\$1.65
RM189	Narraganset Dr.	1172	02/24/17 7,331w	0.1	\$1.65	\$0.00	\$0.00	\$0.00	\$0.00	\$1.65
RM189	Narraganset Dr.	1172	02/24/17 7,331w	0.1	\$1.65	\$0.00	\$0.00	\$0.00	\$0.00	\$1.65
RM189	Narraganset Dr.	1172	02/24/17 7,331w	0.1	\$1.57	\$0.00	\$0.00	\$0.00	\$0.00	\$1.57
RM189	Narraganset Dr.	1172	02/24/17 7,331w	0.1	\$1.57	\$0.00	\$0.00	\$0.00	\$0.00	\$1.57
RM189	Narraganset Dr.	1172	02/24/17 7,331w	0.1	\$1.57	\$0.00	\$0.00	\$0.00	\$0.00	\$1.57

Township of Branchburg

Reporting Dates Year 2017

Project Location Cost Detail

Sorted by Project Number

Project 2017 Storm Water / Storm Water 2017

Loc Code	Location Name	Task Code	Act Date / ID	Labor		Eqp Cost	Mat Cost	Con Cost	Overhead	Total Cost
				Hours	Labor Cost					
RM193	Nicholas Ct	1172	02/23/17 7,331w	0.1	\$1.46	\$0.00	\$0.00	\$0.00	\$0.00	\$1.46
RM193	Nicholas Ct	1172	02/23/17 7,331w	0.1	\$1.46	\$0.00	\$0.00	\$0.00	\$0.00	\$1.46
RM194	North Branch River Rd	1172	02/03/17 7,239w	0.1	\$1.59	\$0.00	\$0.00	\$0.00	\$0.00	\$1.59
RM194	North Branch River Rd	1172	02/03/17 7,239w	0.1	\$1.59	\$0.00	\$0.00	\$0.00	\$0.00	\$1.59
RM194	North Branch River Rd	1172	02/03/17 7,239w	0.1	\$1.59	\$0.00	\$0.00	\$0.00	\$0.00	\$1.59
RM194	North Branch River Rd	1172	02/03/17 7,239w	0.1	\$1.59	\$0.00	\$0.00	\$0.00	\$0.00	\$1.59
RM194	North Branch River Rd	1172	02/03/17 7,239w	0.1	\$1.59	\$0.00	\$0.00	\$0.00	\$0.00	\$1.59
RM194	North Branch River Rd	1172	02/03/17 7,239w	0.1	\$1.59	\$0.00	\$0.00	\$0.00	\$0.00	\$1.59
RM194	North Branch River Rd	1172	02/03/17 7,239w	0.1	\$1.59	\$0.00	\$0.00	\$0.00	\$0.00	\$1.59
RM194	North Branch River Rd	1172	02/03/17 7,239w	0.1	\$1.59	\$0.00	\$0.00	\$0.00	\$0.00	\$1.59
RM194	North Branch River Rd	1172	02/03/17 7,239w	0.1	\$1.59	\$0.00	\$0.00	\$0.00	\$0.00	\$1.59
RM194	North Branch River Rd	1172	02/03/17 7,239w	0.1	\$1.59	\$0.00	\$0.00	\$0.00	\$0.00	\$1.59
RM194	North Branch River Rd	1172	02/03/17 7,239w	0.1	\$1.59	\$0.00	\$0.00	\$0.00	\$0.00	\$1.59
RM194	North Branch River Rd	1172	02/03/17 7,239w	0.1	\$1.59	\$0.00	\$0.00	\$0.00	\$0.00	\$1.59
RM194	North Branch River Rd	1172	02/03/17 7,239w	0.1	\$1.59	\$0.00	\$0.00	\$0.00	\$0.00	\$1.59
RM194	North Branch River Rd	1172	02/03/17 7,239w	0.1	\$1.59	\$0.00	\$0.00	\$0.00	\$0.00	\$1.59
RM194	North Branch River Rd	1172	02/03/17 7,239w	0.1	\$1.82	\$0.00	\$0.00	\$0.00	\$0.00	\$1.82
RM194	North Branch River Rd	1172	02/03/17 7,239w	0.1	\$1.82	\$0.00	\$0.00	\$0.00	\$0.00	\$1.82
RM194	North Branch River Rd	1172	02/03/17 7,239w	0.1	\$1.82	\$0.00	\$0.00	\$0.00	\$0.00	\$1.82
RM194	North Branch River Rd	1172	02/03/17 7,239w	0.1	\$1.82	\$0.00	\$0.00	\$0.00	\$0.00	\$1.82
RM194	North Branch River Rd	1172	02/03/17 7,239w	0.1	\$1.82	\$0.00	\$0.00	\$0.00	\$0.00	\$1.82
RM194	North Branch River Rd	1172	02/03/17 7,239w	0.1	\$1.82	\$0.00	\$0.00	\$0.00	\$0.00	\$1.82
RM194	North Branch River Rd	1172	02/03/17 7,239w	0.1	\$1.82	\$0.00	\$0.00	\$0.00	\$0.00	\$1.82
RM194	North Branch River Rd	1172	02/03/17 7,239w	0.1	\$1.82	\$0.00	\$0.00	\$0.00	\$0.00	\$1.82
RM194	North Branch River Rd	1172	02/03/17 7,239w	0.1	\$1.82	\$0.00	\$0.00	\$0.00	\$0.00	\$1.82
RM194	North Branch River Rd	1172	02/03/17 7,239w	0.1	\$1.82	\$0.00	\$0.00	\$0.00	\$0.00	\$1.82
RM194	North Branch River Rd	1172	02/03/17 7,239w	0.1	\$1.82	\$0.00	\$0.00	\$0.00	\$0.00	\$1.82
RM194	North Branch River Rd	1172	02/03/17 7,239w	0.1	\$1.82	\$0.00	\$0.00	\$0.00	\$0.00	\$1.82
RM194	North Branch River Rd	1172	02/03/17 7,239w	0.1	\$1.82	\$0.00	\$0.00	\$0.00	\$0.00	\$1.82
RM194	North Branch River Rd	1172	02/03/17 7,239w	0.1	\$1.82	\$0.00	\$0.00	\$0.00	\$0.00	\$1.82
RM194	North Branch River Rd	1172	02/03/17 7,239w	0.1	\$1.82	\$0.00	\$0.00	\$0.00	\$0.00	\$1.82
RM194	North Branch River Rd	1172	02/03/17 7,239w	0.1	\$1.82	\$0.00	\$0.00	\$0.00	\$0.00	\$1.82
RM194	North Branch River Rd	1172	02/03/17 7,239w	0.1	\$1.82	\$0.00	\$0.00	\$0.00	\$0.00	\$1.82

Township of Branchburg

Reporting Dates Year 2017

Project Location Cost Detail

Sorted by Project Number

Project 2017 Storm Water / Storm Water 2017

Loc Code	Location Name	Task Code	Act Date / ID	Labor		Egp Cost	Mat Cost	Con Cost	Overhead	Total Cost
				Hours	Labor Cost					
RM231	Reyna Place	1172	01/06/17 7,130w	0.1	\$2.59	\$0.00	\$0.00	\$0.00	\$0.00	\$2.59
RM231	Reyna Place	1172	01/06/17 7,130w	0.1	\$2.59	\$0.00	\$0.00	\$0.00	\$0.00	\$2.59
RM231	Reyna Place	1172	01/06/17 7,130w	0.1	\$2.59	\$0.00	\$0.00	\$0.00	\$0.00	\$2.59
RM231	Reyna Place	1172	01/06/17 7,130w	0.1	\$2.59	\$0.00	\$0.00	\$0.00	\$0.00	\$2.59
RM232	Richfield Ct	1172	01/10/17 7,130w	0.2	\$4.38	\$0.00	\$0.00	\$0.00	\$0.00	\$4.38
RM232	Richfield Ct	1172	01/10/17 7,130w	0.2	\$4.38	\$0.00	\$0.00	\$0.00	\$0.00	\$4.38
RM232	Richfield Ct	1172	01/10/17 7,130w	0.2	\$4.38	\$0.00	\$0.00	\$0.00	\$0.00	\$4.38
RM232	Richfield Ct	1172	01/10/17 7,130w	0.2	\$4.38	\$0.00	\$0.00	\$0.00	\$0.00	\$4.38
RM232	Richfield Ct	1172	01/10/17 7,130w	0.1	\$1.73	\$0.00	\$0.00	\$0.00	\$0.00	\$1.73
RM232	Richfield Ct	1172	01/10/17 7,130w	0.1	\$1.73	\$0.00	\$0.00	\$0.00	\$0.00	\$1.73
RM232	Richfield Ct	1172	01/10/17 7,130w	0.1	\$1.73	\$0.00	\$0.00	\$0.00	\$0.00	\$1.73
RM233	River Rd	1172	02/16/17 7,239w	0.1	\$2.19	\$0.00	\$0.00	\$0.00	\$0.00	\$2.19
RM233	River Rd	1172	02/16/17 7,239w	0.1	\$2.19	\$0.00	\$0.00	\$0.00	\$0.00	\$2.19
RM233	River Rd	1172	02/16/17 7,239w	0.1	\$2.19	\$0.00	\$0.00	\$0.00	\$0.00	\$2.19
RM233	River Rd	1172	02/16/17 7,239w	0.1	\$2.19	\$0.00	\$0.00	\$0.00	\$0.00	\$2.19
RM233	River Rd	1172	02/16/17 7,239w	0.1	\$2.19	\$0.00	\$0.00	\$0.00	\$0.00	\$2.19
RM233	River Rd	1172	02/16/17 7,239w	0.1	\$2.19	\$0.00	\$0.00	\$0.00	\$0.00	\$2.19
RM233	River Rd	1172	02/16/17 7,239w	0.1	\$2.19	\$0.00	\$0.00	\$0.00	\$0.00	\$2.19
RM233	River Rd	1172	02/16/17 7,239w	0.1	\$2.19	\$0.00	\$0.00	\$0.00	\$0.00	\$2.19
RM233	River Rd	1172	02/16/17 7,239w	0.1	\$2.50	\$0.00	\$0.00	\$0.00	\$0.00	\$2.50
RM233	River Rd	1172	02/16/17 7,239w	0.1	\$2.50	\$0.00	\$0.00	\$0.00	\$0.00	\$2.50
RM233	River Rd	1172	02/16/17 7,239w	0.1	\$2.50	\$0.00	\$0.00	\$0.00	\$0.00	\$2.50
RM233	River Rd	1172	02/16/17 7,239w	0.1	\$2.50	\$0.00	\$0.00	\$0.00	\$0.00	\$2.50
RM233	River Rd	1172	02/16/17 7,239w	0.1	\$2.50	\$0.00	\$0.00	\$0.00	\$0.00	\$2.50
RM233	River Rd	1172	02/16/17 7,239w	0.1	\$2.50	\$0.00	\$0.00	\$0.00	\$0.00	\$2.50
RM233	River Rd	1172	02/16/17 7,239w	0.1	\$2.50	\$0.00	\$0.00	\$0.00	\$0.00	\$2.50
RM233	River Rd	1172	02/16/17 7,239w	0.1	\$2.50	\$0.00	\$0.00	\$0.00	\$0.00	\$2.50
RM233	River Rd	1172	02/16/17 7,239w	0.1	\$2.50	\$0.00	\$0.00	\$0.00	\$0.00	\$2.50
RM233	River Rd	1172	02/16/17 7,239w	0.1	\$2.50	\$0.00	\$0.00	\$0.00	\$0.00	\$2.50
RM233	River Rd	1172	02/16/17 7,239w	0.1	\$2.50	\$0.00	\$0.00	\$0.00	\$0.00	\$2.50
RM233	River Rd	1172	02/16/17 7,239w	0.1	\$2.50	\$0.00	\$0.00	\$0.00	\$0.00	\$2.50
RM233	River Rd	1172	02/16/17 7,239w	0.1	\$2.50	\$0.00	\$0.00	\$0.00	\$0.00	\$2.50

Township of Branchburg

Reporting Dates Year 2017

Project Location Cost Detail

Sorted by Project Number

Project 2017 Storm Water / Storm Water 2017

Loc Code	Location Name	Task Code	Act Date / ID	Labor		Equip Cost	Mat Cost	Con Cost	Overhead	Total Cost
				Hours	Labor Cost					
RM233	River Rd	1172	02/21/17 7.239w	0.1	\$2.53	\$0.00	\$0.00	\$0.00	\$0.00	\$2.53
RM233	River Rd	1172	02/21/17 7.239w	0.1	\$2.53	\$0.00	\$0.00	\$0.00	\$0.00	\$2.53
RM233	River Rd	1172	02/21/17 7.239w	0.1	\$2.53	\$0.00	\$0.00	\$0.00	\$0.00	\$2.53
RM233	River Rd	1172	02/21/17 7.239w	0.1	\$2.53	\$0.00	\$0.00	\$0.00	\$0.00	\$2.53
RM233	River Rd	1172	02/21/17 7.239w	0.1	\$2.53	\$0.00	\$0.00	\$0.00	\$0.00	\$2.53
RM233	River Rd	1172	02/21/17 7.239w	0.1	\$2.53	\$0.00	\$0.00	\$0.00	\$0.00	\$2.53
RM233	River Rd	1172	02/21/17 7.239w	0.1	\$2.53	\$0.00	\$0.00	\$0.00	\$0.00	\$2.53
RM233	River Rd	1172	02/21/17 7.239w	0.1	\$2.53	\$0.00	\$0.00	\$0.00	\$0.00	\$2.53
RM233	River Rd	1172	02/21/17 7.239w	0.1	\$2.53	\$0.00	\$0.00	\$0.00	\$0.00	\$2.53
RM233	River Rd	1172	02/21/17 7.239w	0.1	\$2.53	\$0.00	\$0.00	\$0.00	\$0.00	\$2.53
RM233	River Rd	1172	02/21/17 7.239w	0.1	\$2.53	\$0.00	\$0.00	\$0.00	\$0.00	\$2.53
RM233	River Rd	1172	02/21/17 7.239w	0.1	\$2.53	\$0.00	\$0.00	\$0.00	\$0.00	\$2.53
RM233	River Rd	1172	02/21/17 7.239w	0.1	\$2.53	\$0.00	\$0.00	\$0.00	\$0.00	\$2.53
RM233	River Rd	1172	02/21/17 7.239w	0.1	\$2.53	\$0.00	\$0.00	\$0.00	\$0.00	\$2.53
RM233	River Rd	1172	02/21/17 7.239w	0.1	\$2.53	\$0.00	\$0.00	\$0.00	\$0.00	\$2.53
RM233	River Rd	1172	02/21/17 7.239w	0.1	\$2.21	\$0.00	\$0.00	\$0.00	\$0.00	\$2.21
RM233	River Rd	1172	02/21/17 7.239w	0.1	\$2.21	\$0.00	\$0.00	\$0.00	\$0.00	\$2.21
RM233	River Rd	1172	02/21/17 7.239w	0.1	\$2.21	\$0.00	\$0.00	\$0.00	\$0.00	\$2.21
RM233	River Rd	1172	02/21/17 7.239w	0.1	\$2.21	\$0.00	\$0.00	\$0.00	\$0.00	\$2.21
RM233	River Rd	1172	02/21/17 7.239w	0.1	\$2.21	\$0.00	\$0.00	\$0.00	\$0.00	\$2.21
RM233	River Rd	1172	02/21/17 7.239w	0.1	\$2.21	\$0.00	\$0.00	\$0.00	\$0.00	\$2.21
RM233	River Rd	1172	02/21/17 7.239w	0.1	\$2.21	\$0.00	\$0.00	\$0.00	\$0.00	\$2.21
RM233	River Rd	1172	02/21/17 7.239w	0.1	\$2.21	\$0.00	\$0.00	\$0.00	\$0.00	\$2.21
RM233	River Rd	1172	02/21/17 7.239w	0.1	\$2.21	\$0.00	\$0.00	\$0.00	\$0.00	\$2.21
RM233	River Rd	1172	02/21/17 7.239w	0.1	\$2.21	\$0.00	\$0.00	\$0.00	\$0.00	\$2.21
RM233	River Rd	1172	02/21/17 7.239w	0.1	\$2.21	\$0.00	\$0.00	\$0.00	\$0.00	\$2.21
RM233	River Rd	1172	02/21/17 7.239w	0.1	\$2.21	\$0.00	\$0.00	\$0.00	\$0.00	\$2.21
RM233	River Rd	1172	02/21/17 7.239w	0.1	\$2.21	\$0.00	\$0.00	\$0.00	\$0.00	\$2.21
RM233	River Rd	1172	02/21/17 7.239w	0.1	\$2.21	\$0.00	\$0.00	\$0.00	\$0.00	\$2.21
RM233	River Rd	1172	02/21/17 7.239w	0.1	\$2.21	\$0.00	\$0.00	\$0.00	\$0.00	\$2.21

Township of Branchburg

Reporting Dates Year 2017

Project Location Cost Detail

Sorted by Project Number

Project 2017 Storm Water / Storm Water 2017

Loc Code	Location Name	Task Code	Act Date / ID	Labor Hours	Labor Cost	Eqp Cost	Mat Cost	Con Cost	Overhead	Total Cost
RM233	River Rd	1172	02/21/17 7,239w	0.1	\$2.53	\$0.00	\$0.00	\$0.00	\$0.00	\$2.53
RM233	River Rd	1172	02/21/17 7,239w	0.1	\$2.53	\$0.00	\$0.00	\$0.00	\$0.00	\$2.53
RM233	River Rd	1172	02/21/17 7,239w	0.1	\$2.21	\$0.00	\$0.00	\$0.00	\$0.00	\$2.21
RM233	River Rd	1172	02/21/17 7,239w	0.1	\$2.21	\$0.00	\$0.00	\$0.00	\$0.00	\$2.21
RM233	River Rd	1172	02/21/17 7,239w	0.1	\$2.21	\$0.00	\$0.00	\$0.00	\$0.00	\$2.21
RM233	River Rd	1172	02/21/17 7,239w	0.1	\$2.21	\$0.00	\$0.00	\$0.00	\$0.00	\$2.21
RM233	River Rd	1172	02/21/17 7,239w	0.1	\$2.21	\$0.00	\$0.00	\$0.00	\$0.00	\$2.21
RM233	River Rd	1172	02/21/17 7,239w	0.1	\$2.21	\$0.00	\$0.00	\$0.00	\$0.00	\$2.21
RM233	River Rd	1172	02/21/17 7,239w	0.1	\$2.21	\$0.00	\$0.00	\$0.00	\$0.00	\$2.21
RM233	River Rd	1172	02/21/17 7,239w	0.1	\$2.21	\$0.00	\$0.00	\$0.00	\$0.00	\$2.21
RM233	River Rd	1172	02/21/17 7,239w	0.1	\$2.21	\$0.00	\$0.00	\$0.00	\$0.00	\$2.21
RM233	River Rd	1172	02/21/17 7,239w	0.1	\$2.21	\$0.00	\$0.00	\$0.00	\$0.00	\$2.21
RM234	Robbins Rd	1172	02/03/17 7,239w	0.1	\$1.82	\$0.00	\$0.00	\$0.00	\$0.00	\$1.82
RM234	Robbins Rd	1172	02/03/17 7,239w	0.1	\$1.82	\$0.00	\$0.00	\$0.00	\$0.00	\$1.82
RM234	Robbins Rd	1172	02/03/17 7,239w	0.1	\$1.82	\$0.00	\$0.00	\$0.00	\$0.00	\$1.82
RM234	Robbins Rd	1172	02/03/17 7,239w	0.1	\$1.82	\$0.00	\$0.00	\$0.00	\$0.00	\$1.82
RM234	Robbins Rd	1172	02/03/17 7,239w	0.1	\$1.82	\$0.00	\$0.00	\$0.00	\$0.00	\$1.82
RM234	Robbins Rd	1172	02/03/17 7,239w	0.1	\$1.82	\$0.00	\$0.00	\$0.00	\$0.00	\$1.82
RM234	Robbins Rd	1172	02/03/17 7,239w	0.1	\$1.82	\$0.00	\$0.00	\$0.00	\$0.00	\$1.82
RM234	Robbins Rd	1172	02/03/17 7,239w	0.1	\$1.82	\$0.00	\$0.00	\$0.00	\$0.00	\$1.82
RM234	Robbins Rd	1172	02/03/17 7,239w	0.1	\$1.82	\$0.00	\$0.00	\$0.00	\$0.00	\$1.82
RM234	Robbins Rd	1172	02/03/17 7,239w	0.1	\$1.82	\$0.00	\$0.00	\$0.00	\$0.00	\$1.82
RM234	Robbins Rd	1172	02/03/17 7,239w	0.1	\$1.82	\$0.00	\$0.00	\$0.00	\$0.00	\$1.82
RM234	Robbins Rd	1172	02/03/17 7,239w	0.1	\$1.59	\$0.00	\$0.00	\$0.00	\$0.00	\$1.59
RM234	Robbins Rd	1172	02/03/17 7,239w	0.1	\$1.59	\$0.00	\$0.00	\$0.00	\$0.00	\$1.59
RM234	Robbins Rd	1172	02/03/17 7,239w	0.1	\$1.59	\$0.00	\$0.00	\$0.00	\$0.00	\$1.59
RM234	Robbins Rd	1172	02/03/17 7,239w	0.1	\$1.59	\$0.00	\$0.00	\$0.00	\$0.00	\$1.59
RM234	Robbins Rd	1172	02/03/17 7,239w	0.1	\$1.59	\$0.00	\$0.00	\$0.00	\$0.00	\$1.59
RM234	Robbins Rd	1172	02/03/17 7,239w	0.1	\$1.59	\$0.00	\$0.00	\$0.00	\$0.00	\$1.59
RM234	Robbins Rd	1172	02/03/17 7,239w	0.1	\$1.59	\$0.00	\$0.00	\$0.00	\$0.00	\$1.59
RM234	Robbins Rd	1172	02/03/17 7,239w	0.1	\$1.59	\$0.00	\$0.00	\$0.00	\$0.00	\$1.59
RM234	Robbins Rd	1172	02/03/17 7,239w	0.1	\$1.59	\$0.00	\$0.00	\$0.00	\$0.00	\$1.59
RM234	Robbins Rd	1172	02/03/17 7,239w	0.1	\$1.59	\$0.00	\$0.00	\$0.00	\$0.00	\$1.59
RM234	Robbins Rd	1172	02/03/17 7,239w	0.1	\$1.82	\$0.00	\$0.00	\$0.00	\$0.00	\$1.82
RM234	Robbins Rd	1172	02/03/17 7,239w	0.1	\$1.82	\$0.00	\$0.00	\$0.00	\$0.00	\$1.82
RM235	Roland Drive	1172	02/23/17 7,331w	0.1	\$1.46	\$0.00	\$0.00	\$0.00	\$0.00	\$1.46

Township of Branchburg Project Location Cost Detail

Sorted by Project Number

Project 2017 Storm Water / Storm Water 2017

Loc Code	Location Name	Task Code	Act Date /ID	Labor							
				Hours	Labor Cost	Eqp Cost	Mat Cost	Con Cost	Overhead	Total Cost	
RM235	Rolland Drive	1172	02/23/17 7,331w	0.1	\$1.46	\$0.00	\$0.00	\$0.00	\$0.00	\$0.00	\$1.46
RM235	Rolland Drive	1172	02/23/17 7,331w	0.1	\$1.46	\$0.00	\$0.00	\$0.00	\$0.00	\$0.00	\$1.46
RM235	Rolland Drive	1172	02/23/17 7,331w	0.1	\$1.46	\$0.00	\$0.00	\$0.00	\$0.00	\$0.00	\$1.46
RM235	Rolland Drive	1172	02/23/17 7,331w	0.1	\$1.46	\$0.00	\$0.00	\$0.00	\$0.00	\$0.00	\$1.46
RM235	Rolland Drive	1172	02/23/17 7,331w	0.1	\$1.46	\$0.00	\$0.00	\$0.00	\$0.00	\$0.00	\$1.46
RM235	Rolland Drive	1172	02/23/17 7,331w	0.1	\$1.46	\$0.00	\$0.00	\$0.00	\$0.00	\$0.00	\$1.46
RM235	Rolland Drive	1172	02/23/17 7,331w	0.1	\$1.46	\$0.00	\$0.00	\$0.00	\$0.00	\$0.00	\$1.46
RM236	Rolland Drive	1172	02/23/17 7,331w	0.1	\$1.46	\$0.00	\$0.00	\$0.00	\$0.00	\$0.00	\$1.46
RM236	Rolling Hill Lane	1172	01/17/17 7,130w	0.1	\$2.68	\$0.00	\$0.00	\$0.00	\$0.00	\$0.00	\$2.68
RM236	Rolling Hill Lane	1172	01/17/17 7,130w	0.1	\$2.68	\$0.00	\$0.00	\$0.00	\$0.00	\$0.00	\$2.68
RM237	Rolling Hill Lane	1172	01/17/17 7,130w	0.1	\$2.35	\$0.00	\$0.00	\$0.00	\$0.00	\$0.00	\$2.35
RM237	Roman Way	1172	01/04/17 7,130w	0.1	\$1.95	\$0.73	\$0.00	\$0.00	\$0.00	\$0.00	\$2.68
RM237	Roman Way	1172	01/04/17 7,130w	0.1	\$1.95	\$0.73	\$0.00	\$0.00	\$0.00	\$0.00	\$2.68
RM237	Roman Way	1172	01/04/17 7,130w	0.1	\$1.95	\$0.73	\$0.00	\$0.00	\$0.00	\$0.00	\$2.68
RM237	Roman Way	1172	01/04/17 7,130w	0.1	\$1.95	\$0.73	\$0.00	\$0.00	\$0.00	\$0.00	\$2.68
RM237	Roman Way	1172	01/04/17 7,130w	0.1	\$1.95	\$0.73	\$0.00	\$0.00	\$0.00	\$0.00	\$2.68
RM237	Roman Way	1172	01/04/17 7,130w	0.1	\$1.95	\$0.73	\$0.00	\$0.00	\$0.00	\$0.00	\$2.68
RM237	Roman Way	1172	01/04/17 7,130w	0.1	\$1.95	\$0.73	\$0.00	\$0.00	\$0.00	\$0.00	\$2.68
RM237	Roman Way	1172	01/04/17 7,130w	0.1	\$1.95	\$0.73	\$0.00	\$0.00	\$0.00	\$0.00	\$2.68
RM237	Roman Way	1172	01/04/17 7,130w	0.1	\$1.95	\$0.73	\$0.00	\$0.00	\$0.00	\$0.00	\$2.68
RM237	Roman Way	1172	01/04/17 7,130w	0.1	\$1.95	\$0.73	\$0.00	\$0.00	\$0.00	\$0.00	\$2.68
RM237	Roman Way	1172	01/04/17 7,130w	0.1	\$1.95	\$0.73	\$0.00	\$0.00	\$0.00	\$0.00	\$2.68
RM237	Roman Way	1172	01/04/17 7,130w	0.1	\$1.95	\$0.73	\$0.00	\$0.00	\$0.00	\$0.00	\$2.68
RM237	Roman Way	1172	01/04/17 7,130w	0.1	\$1.95	\$0.73	\$0.00	\$0.00	\$0.00	\$0.00	\$2.68
RM237	Roman Way	1172	01/04/17 7,130w	0.1	\$1.95	\$0.73	\$0.00	\$0.00	\$0.00	\$0.00	\$2.68
RM237	Roman Way	1172	01/04/17 7,130w	0.1	\$1.95	\$0.73	\$0.00	\$0.00	\$0.00	\$0.00	\$2.68
RM237	Roman Way	1172	01/04/17 7,130w	0.1	\$1.95	\$0.73	\$0.00	\$0.00	\$0.00	\$0.00	\$2.68
RM237	Roman Way	1172	01/04/17 7,130w	0.1	\$1.95	\$0.73	\$0.00	\$0.00	\$0.00	\$0.00	\$2.68
RM237	Roman Way	1172	01/04/17 7,130w	0.1	\$1.95	\$0.73	\$0.00	\$0.00	\$0.00	\$0.00	\$2.68
RM237	Roman Way	1172	01/04/17 7,130w	0.1	\$1.95	\$0.73	\$0.00	\$0.00	\$0.00	\$0.00	\$2.68
RM237	Roman Way	1172	01/04/17 7,130w	0.1	\$1.95	\$0.73	\$0.00	\$0.00	\$0.00	\$0.00	\$2.68
RM237	Roman Way	1172	01/04/17 7,130w	0.1	\$1.95	\$0.73	\$0.00	\$0.00	\$0.00	\$0.00	\$2.68
RM237	Roman Way	1172	01/04/17 7,130w	0.1	\$1.95	\$0.73	\$0.00	\$0.00	\$0.00	\$0.00	\$2.68
RM237	Roman Way	1172	01/04/17 7,130w	0.1	\$1.95	\$0.73	\$0.00	\$0.00	\$0.00	\$0.00	\$2.68
RM237	Roman Way	1172	01/04/17 7,130w	0.1	\$1.95	\$0.73	\$0.00	\$0.00	\$0.00	\$0.00	\$2.68

Township of Branchburg

Reporting Dates Year 2017

Project Location Cost Detail

Sorted by Project Number

Project 2017 Storm Water / Storm Water 2017

Loc Code	Location Name	Task Code	Act Date / ID	Labor		Labor Cost	Eqp Cost	Mat Cost	Con Cost	Overhead	Total Cost
				Hours							
RM/246	Seneca Trail	1172	02/24/17 7,331w	0.1		\$1.57	\$0.00	\$0.00	\$0.00	\$0.00	\$1.57
RM/246	Seneca Trail	1172	02/24/17 7,331w	0.1		\$1.57	\$0.00	\$0.00	\$0.00	\$0.00	\$1.57
RM/246	Seneca Trail	1172	02/24/17 7,331w	0.1		\$1.65	\$0.00	\$0.00	\$0.00	\$0.00	\$1.65
RM/246	Seneca Trail	1172	02/24/17 7,331w	0.1		\$1.65	\$0.00	\$0.00	\$0.00	\$0.00	\$1.65
RM/246	Seneca Trail	1172	02/24/17 7,331w	0.1		\$1.65	\$0.00	\$0.00	\$0.00	\$0.00	\$1.65
RM/246	Seneca Trail	1172	02/24/17 7,331w	0.1		\$1.65	\$0.00	\$0.00	\$0.00	\$0.00	\$1.65
RM/248	Shadyside Court	1172	02/14/17 7,239w	0.1		\$2.10	\$0.00	\$0.00	\$0.00	\$0.00	\$2.10
RM/248	Shadyside Court	1172	02/14/17 7,239w	0.1		\$2.10	\$0.00	\$0.00	\$0.00	\$0.00	\$2.10
RM/248	Shadyside Court	1172	02/14/17 7,239w	0.1		\$2.10	\$0.00	\$0.00	\$0.00	\$0.00	\$2.10
RM/248	Shadyside Court	1172	02/14/17 7,239w	0.1		\$2.10	\$0.00	\$0.00	\$0.00	\$0.00	\$2.10
RM/248	Shadyside Court	1172	02/14/17 7,239w	0.1		\$2.02	\$0.00	\$0.00	\$0.00	\$0.00	\$2.02
RM/248	Shadyside Court	1172	02/14/17 7,239w	0.1		\$2.02	\$0.00	\$0.00	\$0.00	\$0.00	\$2.02
RM/248	Shadyside Court	1172	02/14/17 7,239w	0.1		\$2.02	\$0.00	\$0.00	\$0.00	\$0.00	\$2.02
RM/248	Shadyside Court	1172	02/14/17 7,239w	0.1		\$2.02	\$0.00	\$0.00	\$0.00	\$0.00	\$2.02
RM/250	Shale Hill Rd	1172	02/14/17 7,239w	0.1		\$2.10	\$0.00	\$0.00	\$0.00	\$0.00	\$2.10
RM/250	Shale Hill Rd	1172	02/14/17 7,239w	0.1		\$2.10	\$0.00	\$0.00	\$0.00	\$0.00	\$2.10
RM/250	Shale Hill Rd	1172	02/14/17 7,239w	0.1		\$2.10	\$0.00	\$0.00	\$0.00	\$0.00	\$2.10
RM/250	Shale Hill Rd	1172	02/14/17 7,239w	0.1		\$2.10	\$0.00	\$0.00	\$0.00	\$0.00	\$2.10
RM/250	Shale Hill Rd	1172	02/14/17 7,239w	0.1		\$2.10	\$0.00	\$0.00	\$0.00	\$0.00	\$2.10
RM/250	Shale Hill Rd	1172	02/14/17 7,239w	0.1		\$2.02	\$0.00	\$0.00	\$0.00	\$0.00	\$2.02
RM/250	Shale Hill Rd	1172	02/14/17 7,239w	0.1		\$2.02	\$0.00	\$0.00	\$0.00	\$0.00	\$2.02
RM/250	Shale Hill Rd	1172	02/14/17 7,239w	0.1		\$2.02	\$0.00	\$0.00	\$0.00	\$0.00	\$2.02
RM/250	Shale Hill Rd	1172	02/14/17 7,239w	0.1		\$2.02	\$0.00	\$0.00	\$0.00	\$0.00	\$2.02
RM/251	Sharon Ave.	1172	02/07/17 7,239w	0.1		\$1.93	\$0.00	\$0.00	\$0.00	\$0.00	\$1.93
RM/251	Sharon Ave.	1172	02/07/17 7,239w	0.1		\$1.93	\$0.00	\$0.00	\$0.00	\$0.00	\$1.93
RM/251	Sharon Ave.	1172	02/07/17 7,239w	0.1		\$1.93	\$0.00	\$0.00	\$0.00	\$0.00	\$1.93
RM/251	Sharon Ave.	1172	02/07/17 7,239w	0.1		\$1.93	\$0.00	\$0.00	\$0.00	\$0.00	\$1.93
RM/251	Sharon Ave.	1172	02/07/17 7,239w	0.1		\$1.93	\$0.00	\$0.00	\$0.00	\$0.00	\$1.93
RM/251	Sharon Ave.	1172	02/07/17 7,239w	0.1		\$2.04	\$0.00	\$0.00	\$0.00	\$0.00	\$2.04
RM/251	Sharon Ave.	1172	02/07/17 7,239w	0.1		\$2.04	\$0.00	\$0.00	\$0.00	\$0.00	\$2.04
RM/251	Sharon Ave.	1172	02/07/17 7,239w	0.1		\$2.04	\$0.00	\$0.00	\$0.00	\$0.00	\$2.04
RM/251	Sharon Ave.	1172	02/07/17 7,239w	0.1		\$2.04	\$0.00	\$0.00	\$0.00	\$0.00	\$2.04
RM/251	Sharon Ave.	1172	02/07/17 7,239w	0.1		\$2.04	\$0.00	\$0.00	\$0.00	\$0.00	\$2.04
RM/251	Sharon Ave.	1172	02/07/17 7,239w	0.1		\$2.04	\$0.00	\$0.00	\$0.00	\$0.00	\$2.04
RM/251	Sharon Ave.	1172	02/07/17 7,239w	0.1		\$1.93	\$0.00	\$0.00	\$0.00	\$0.00	\$1.93
RM/251	Sharon Ave.	1172	02/07/17 7,239w	0.1		\$1.93	\$0.00	\$0.00	\$0.00	\$0.00	\$1.93

Township of Branchburg

Project Location Cost Detail

Sorted by Project Number

Project 2017 Storm Water / Storm Water 2017

Loc Code	Location Name	Task Code	Act Date /ID	Labor		Egp Cost	Mat Cost	Con Cost	Overhead	Total Cost
				Hours	Labor Cost					
RM265	Strawberry Hill Rd	1172	02/15/17 7,239w	0.1	\$1.79	\$0.00	\$0.00	\$0.00	\$0.00	\$1.79
RM265	Strawberry Hill Rd	1172	02/15/17 7,239w	0.1	\$1.79	\$0.00	\$0.00	\$0.00	\$0.00	\$1.79
RM267	Sturbridge Rd	1172	01/11/17 7,130w	0.1	\$2.83	\$0.00	\$0.00	\$0.00	\$0.00	\$2.83
RM267	Sturbridge Rd	1172	01/11/17 7,130w	0.1	\$2.83	\$0.00	\$0.00	\$0.00	\$0.00	\$2.83
RM267	Sturbridge Rd	1172	01/11/17 7,130w	0.1	\$2.83	\$0.00	\$0.00	\$0.00	\$0.00	\$2.83
RM267	Sturbridge Rd	1172	01/11/17 7,130w	0.1	\$2.83	\$0.00	\$0.00	\$0.00	\$0.00	\$2.83
RM267	Sturbridge Rd	1172	01/11/17 7,130w	0.1	\$2.83	\$0.00	\$0.00	\$0.00	\$0.00	\$2.83
RM267	Sturbridge Rd	1172	01/11/17 7,130w	0.1	\$2.83	\$0.00	\$0.00	\$0.00	\$0.00	\$2.83
RM267	Sturbridge Rd	1172	01/11/17 7,130w	0.1	\$2.83	\$0.00	\$0.00	\$0.00	\$0.00	\$2.83
RM267	Sturbridge Rd	1172	01/11/17 7,130w	0.1	\$2.83	\$0.00	\$0.00	\$0.00	\$0.00	\$2.83
RM267	Sturbridge Rd	1172	01/11/17 7,130w	0.1	\$2.17	\$0.00	\$0.00	\$0.00	\$0.00	\$2.17
RM267	Sturbridge Rd	1172	01/11/17 7,130w	0.1	\$2.17	\$0.00	\$0.00	\$0.00	\$0.00	\$2.17
RM267	Sturbridge Rd	1172	01/11/17 7,130w	0.1	\$2.17	\$0.00	\$0.00	\$0.00	\$0.00	\$2.17
RM267	Sturbridge Rd	1172	01/11/17 7,130w	0.1	\$2.17	\$0.00	\$0.00	\$0.00	\$0.00	\$2.17
RM267	Sturbridge Rd	1172	01/11/17 7,130w	0.1	\$2.17	\$0.00	\$0.00	\$0.00	\$0.00	\$2.17
RM267	Sturbridge Rd	1172	01/11/17 7,130w	0.1	\$2.17	\$0.00	\$0.00	\$0.00	\$0.00	\$2.17
RM267	Sturbridge Rd	1172	01/11/17 7,130w	0.1	\$2.17	\$0.00	\$0.00	\$0.00	\$0.00	\$2.17
RM267	Sturbridge Rd	1172	01/11/17 7,130w	0.1	\$2.17	\$0.00	\$0.00	\$0.00	\$0.00	\$2.17
RM267	Sturbridge Rd	1172	01/11/17 7,130w	0.1	\$2.83	\$0.00	\$0.00	\$0.00	\$0.00	\$2.83
RM268	Summer Rd	1172	01/11/17 7,130w	0.1	\$2.17	\$0.00	\$0.00	\$0.00	\$0.00	\$2.17
RM268	Summer Rd	1172	01/11/17 7,130w	0.1	\$2.17	\$0.00	\$0.00	\$0.00	\$0.00	\$2.17
RM268	Summer Rd	1172	01/11/17 7,130w	0.1	\$2.17	\$0.00	\$0.00	\$0.00	\$0.00	\$2.17
RM268	Summer Rd	1172	01/11/17 7,130w	0.1	\$2.17	\$0.00	\$0.00	\$0.00	\$0.00	\$2.17
RM268	Summer Rd	1172	01/11/17 7,130w	0.1	\$2.17	\$0.00	\$0.00	\$0.00	\$0.00	\$2.17
RM268	Summer Rd	1172	01/11/17 7,130w	0.1	\$2.17	\$0.00	\$0.00	\$0.00	\$0.00	\$2.17
RM268	Summer Rd	1172	01/11/17 7,130w	0.1	\$2.83	\$0.00	\$0.00	\$0.00	\$0.00	\$2.83
RM268	Summer Rd	1172	01/11/17 7,130w	0.1	\$2.83	\$0.00	\$0.00	\$0.00	\$0.00	\$2.83
RM268	Summer Rd	1172	01/11/17 7,130w	0.1	\$2.83	\$0.00	\$0.00	\$0.00	\$0.00	\$2.83
RM268	Summer Rd	1172	01/11/17 7,130w	0.1	\$2.83	\$0.00	\$0.00	\$0.00	\$0.00	\$2.83
RM268	Summer Rd	1172	01/11/17 7,130w	0.1	\$2.83	\$0.00	\$0.00	\$0.00	\$0.00	\$2.83
RM268	Summer Rd	1172	01/11/17 7,130w	0.1	\$2.83	\$0.00	\$0.00	\$0.00	\$0.00	\$2.83
RM268	Summer Rd	1172	01/11/17 7,130w	0.1	\$2.83	\$0.00	\$0.00	\$0.00	\$0.00	\$2.83
RM268	Summer Rd	1172	01/11/17 7,130w	0.1	\$2.83	\$0.00	\$0.00	\$0.00	\$0.00	\$2.83
RM268	Summer Rd	1172	01/11/17 7,130w	0.1	\$2.83	\$0.00	\$0.00	\$0.00	\$0.00	\$2.83
RM268	Summer Rd	1172	01/11/17 7,130w	0.1	\$2.83	\$0.00	\$0.00	\$0.00	\$0.00	\$2.83
RM268	Summer Rd	1172	01/11/17 7,130w	0.1	\$2.83	\$0.00	\$0.00	\$0.00	\$0.00	\$2.83
RM268	Summer Rd	1172	01/11/17 7,130w	0.1	\$2.83	\$0.00	\$0.00	\$0.00	\$0.00	\$2.83

Township of Branchburg

Reporting Dates Year 2017

Project Location Cost Detail

Sorted by Project Number

Project 2017 Storm Water / Storm Water 2017

Loc Code	Location Name	Task Code	Act Date / ID	Labor Hours	Labor Cost	Eqp Cost	Mat Cost	Con Cost	Overhead	Total Cost
RM268	Summer Rd	1172	01/18/17 7,130w	0.1	\$2.70	\$0.00	\$0.00	\$0.00	\$0.00	\$2.70
RM268	Summer Rd	1172	01/18/17 7,130w	0.1	\$2.70	\$0.00	\$0.00	\$0.00	\$0.00	\$2.70
RM268	Summer Rd	1172	01/18/17 7,130w	0.1	\$3.52	\$0.00	\$0.00	\$0.00	\$0.00	\$3.52
RM268	Summer Rd	1172	01/18/17 7,130w	0.1	\$3.52	\$0.00	\$0.00	\$0.00	\$0.00	\$3.52
RM268	Summer Rd	1172	01/18/17 7,130w	0.1	\$3.52	\$0.00	\$0.00	\$0.00	\$0.00	\$3.52
RM268	Summer Rd	1172	01/18/17 7,130w	0.1	\$2.70	\$0.00	\$0.00	\$0.00	\$0.00	\$2.70
RM269	Summerfield Dr	1172	01/04/17 7,130w	0.1	\$1.95	\$0.73	\$0.00	\$0.00	\$0.00	\$2.68
RM269	Summerfield Dr	1172	01/04/17 7,130w	0.1	\$1.95	\$0.73	\$0.00	\$0.00	\$0.00	\$2.68
RM269	Summerfield Dr	1172	01/04/17 7,130w	0.1	\$1.95	\$0.73	\$0.00	\$0.00	\$0.00	\$2.68
RM269	Summerfield Dr	1172	01/04/17 7,130w	0.1	\$1.95	\$0.73	\$0.00	\$0.00	\$0.00	\$2.68
RM269	Summerfield Dr	1172	01/04/17 7,130w	0.1	\$1.95	\$0.73	\$0.00	\$0.00	\$0.00	\$2.68
RM269	Summerfield Dr	1172	01/04/17 7,130w	0.1	\$1.95	\$0.73	\$0.00	\$0.00	\$0.00	\$2.68
RM270	Summit Street	1172	02/16/17 7,239w	0.1	\$2.50	\$0.00	\$0.00	\$0.00	\$0.00	\$2.50
RM270	Summit Street	1172	02/16/17 7,239w	0.1	\$2.19	\$0.00	\$0.00	\$0.00	\$0.00	\$2.19
RM271	Sunrise Way	1172	01/18/17 7,130w	0.1	\$3.52	\$0.00	\$0.00	\$0.00	\$0.00	\$3.52
RM271	Sunrise Way	1172	01/18/17 7,130w	0.1	\$3.52	\$0.00	\$0.00	\$0.00	\$0.00	\$3.52
RM271	Sunrise Way	1172	01/18/17 7,130w	0.1	\$3.52	\$0.00	\$0.00	\$0.00	\$0.00	\$3.52
RM271	Sunrise Way	1172	01/18/17 7,130w	0.1	\$3.52	\$0.00	\$0.00	\$0.00	\$0.00	\$3.52
RM271	Sunrise Way	1172	01/18/17 7,130w	0.1	\$3.52	\$0.00	\$0.00	\$0.00	\$0.00	\$3.52
RM271	Sunrise Way	1172	01/18/17 7,130w	0.1	\$2.70	\$0.00	\$0.00	\$0.00	\$0.00	\$2.70
RM271	Sunrise Way	1172	01/18/17 7,130w	0.1	\$2.70	\$0.00	\$0.00	\$0.00	\$0.00	\$2.70
RM271	Sunrise Way	1172	01/18/17 7,130w	0.1	\$2.70	\$0.00	\$0.00	\$0.00	\$0.00	\$2.70
RM271	Sunrise Way	1172	01/18/17 7,130w	0.1	\$2.70	\$0.00	\$0.00	\$0.00	\$0.00	\$2.70
RM271	Sunrise Way	1172	01/18/17 7,130w	0.1	\$2.70	\$0.00	\$0.00	\$0.00	\$0.00	\$2.70
RM271	Sunrise Way	1172	01/18/17 7,130w	0.1	\$2.70	\$0.00	\$0.00	\$0.00	\$0.00	\$2.70
RM271	Sunrise Way	1172	01/18/17 7,130w	0.1	\$2.70	\$0.00	\$0.00	\$0.00	\$0.00	\$2.70
RM271	Sunrise Way	1172	01/18/17 7,130w	0.1	\$2.70	\$0.00	\$0.00	\$0.00	\$0.00	\$2.70
RM271	Sunrise Way	1172	01/18/17 7,130w	0.1	\$2.70	\$0.00	\$0.00	\$0.00	\$0.00	\$2.70
RM271	Sunrise Way	1172	01/18/17 7,130w	0.1	\$2.70	\$0.00	\$0.00	\$0.00	\$0.00	\$2.70
RM271	Sunrise Way	1172	01/18/17 7,130w	0.1	\$2.70	\$0.00	\$0.00	\$0.00	\$0.00	\$2.70

Township of Branchburg

Reporting Dates Year 2017

Project Location Cost Detail

Sorted by Project Number

Project 2017 Storm Water / Storm Water 2017

Loc Code	Location Name	Task Code	Act Date / ID	Labor		Labor Cost	Egp Cost	Mat Cost	Con Cost	Overhead	Total Cost
				Hours							
RM280	Tuscarora Trail	1172	02/24/17 7.331w	0.1		\$1.57	\$0.00	\$0.00	\$0.00	\$0.00	\$1.57
RM280	Tuscarora Trail	1172	02/24/17 7.331w	0.1		\$1.65	\$0.00	\$0.00	\$0.00	\$0.00	\$1.65
RM280	Tuscarora Trail	1172	02/24/17 7.331w	0.1		\$1.65	\$0.00	\$0.00	\$0.00	\$0.00	\$1.65
RM280	Tuscarora Trail	1172	02/24/17 7.331w	0.1		\$1.65	\$0.00	\$0.00	\$0.00	\$0.00	\$1.65
RM280	Tuscarora Trail	1172	02/24/17 7.331w	0.1		\$1.65	\$0.00	\$0.00	\$0.00	\$0.00	\$1.65
RM280	Tuscarora Trail	1172	02/24/17 7.331w	0.1		\$1.65	\$0.00	\$0.00	\$0.00	\$0.00	\$1.65
RM280	Tuscarora Trail	1172	02/24/17 7.331w	0.1		\$1.57	\$0.00	\$0.00	\$0.00	\$0.00	\$1.57
RM280	Tuscarora Trail	1172	02/24/17 7.331w	0.1		\$1.65	\$0.00	\$0.00	\$0.00	\$0.00	\$1.65
RM280	Tuscarora Trail	1172	02/24/17 7.331w	0.1		\$2.02	\$0.00	\$0.00	\$0.00	\$0.00	\$2.02
RM282	Vail Terrace	1172	02/14/17 7.239w	0.1		\$2.02	\$0.00	\$0.00	\$0.00	\$0.00	\$2.02
RM282	Vail Terrace	1172	02/14/17 7.239w	0.1		\$2.02	\$0.00	\$0.00	\$0.00	\$0.00	\$2.02
RM282	Vail Terrace	1172	02/14/17 7.239w	0.1		\$2.02	\$0.00	\$0.00	\$0.00	\$0.00	\$2.02
RM282	Vail Terrace	1172	02/14/17 7.239w	0.1		\$2.02	\$0.00	\$0.00	\$0.00	\$0.00	\$2.02
RM282	Vail Terrace	1172	02/14/17 7.239w	0.1		\$2.02	\$0.00	\$0.00	\$0.00	\$0.00	\$2.02
RM282	Vail Terrace	1172	02/14/17 7.239w	0.1		\$2.02	\$0.00	\$0.00	\$0.00	\$0.00	\$2.02
RM282	Vail Terrace	1172	02/14/17 7.239w	0.1		\$2.10	\$0.00	\$0.00	\$0.00	\$0.00	\$2.10
RM282	Vail Terrace	1172	02/14/17 7.239w	0.1		\$2.10	\$0.00	\$0.00	\$0.00	\$0.00	\$2.10
RM282	Vail Terrace	1172	02/14/17 7.239w	0.1		\$2.10	\$0.00	\$0.00	\$0.00	\$0.00	\$2.10
RM282	Vail Terrace	1172	02/14/17 7.239w	0.1		\$2.10	\$0.00	\$0.00	\$0.00	\$0.00	\$2.10
RM282	Vail Terrace	1172	02/14/17 7.239w	0.1		\$2.10	\$0.00	\$0.00	\$0.00	\$0.00	\$2.10
RM282	Vail Terrace	1172	02/14/17 7.239w	0.1		\$2.10	\$0.00	\$0.00	\$0.00	\$0.00	\$2.10
RM282	Vail Terrace	1172	02/14/17 7.239w	0.1		\$2.10	\$0.00	\$0.00	\$0.00	\$0.00	\$2.10
RM282	Vail Terrace	1172	02/14/17 7.239w	0.1		\$2.10	\$0.00	\$0.00	\$0.00	\$0.00	\$2.10
RM282	Vail Terrace	1172	02/14/17 7.239w	0.1		\$2.10	\$0.00	\$0.00	\$0.00	\$0.00	\$2.10
RM282	Vail Terrace	1172	02/14/17 7.239w	0.1		\$2.10	\$0.00	\$0.00	\$0.00	\$0.00	\$2.10
RM282	Vail Terrace	1172	02/14/17 7.239w	0.1		\$2.10	\$0.00	\$0.00	\$0.00	\$0.00	\$2.10
RM282	Vail Terrace	1172	02/14/17 7.239w	0.1		\$2.10	\$0.00	\$0.00	\$0.00	\$0.00	\$2.10
RM282	Vail Terrace	1172	02/14/17 7.239w	0.1		\$2.10	\$0.00	\$0.00	\$0.00	\$0.00	\$2.10

Township of Branchburg

Reporting Dates Year 2017

Project Location Cost Detail

Sorted by Project Number


Project 2017 Storm Water / Storm Water 2017

Loc Code	Location Name	Task Code	Act Date / ID	Labor						
				Hours	Labor Cost	Eqp Cost	Mat Cost	Con Cost	Overhead	Total Cost
Grand Total Projects:	1		3	283.0	\$7,231.17	\$80.00	\$0.00	\$0.00	\$0.00	\$7,311.17

contribute to the pollution of stormwater runoff. Sedimentation not only causes an increase of municipal costs for ditch, culvert and catch basin cleaning, it is also the single largest contributor of pollution to our nation's waters. Sedimentation can lead to a decrease in water carrying and storage capacities of streams and reservoirs, as well as destroy fish and other aquatic habitats. For example, sedimentation can fill the pores between gravel and cobble stream bottoms, greatly decreasing the spawning areas for many fish species (including native trout) and the habitat for macroinvertebrates, which serve as food for many fish species.

Outfall Pipe Stream Scouring Remediation

WHAT IS REQUIRED?



Scour hole is caused by excessive velocity of the discharge. Riprap may help dissipate the flow, reducing damage to the stream bank.

Minimum Standard

Tier A Municipalities shall develop and implement a stormwater outfall pipe scouring detection, remediation and maintenance program to detect and control localized stream and stream bank scouring in the vicinity of outfall pipes operated by the municipality. This program shall identify all areas where localized stream and bank scouring occurs as a result of stormwater discharges from the Tier A Municipality's MS4. These areas shall then be prioritized and repairs shall be scheduled and completed. Repairs shall be made in accordance with the Standards for Soil Erosion and Sediment Control in New Jersey at N.J.A.C. 2:90-1 (e.g., Conduit Outlet Protection 12-1).

Measurable Goal

Tier A Municipalities shall certify annually that they have met the Outfall Pipe Stream Scouring Remediation minimum standard. In addition, the Tier A Municipality shall list the location of outfall scouring identified, the dates control measures are to begin, and the dates any control measures were completed.

Implementation Schedule

Within 18 months of the effective date of permit authorization, Tier A Municipalities shall have developed and begun implementing an outfall pipe stream scouring detection, remediation and maintenance program. This program shall identify and prioritize all stormwater outfall pipes needing repairs, and then schedule and complete the repairs.

WHAT DOES THIS MEAN?

Municipalities must develop a program to detect and control any active localized stream and stream bank scouring located on property operated by the municipality in the near outfall pipes operated by the municipality. The program does not apply to outfall pipes that discharge into the ocean or into any other waterways that are not "streams." For purposes of this SBR, a "stream" may be perennial or intermittent, may be tidal or non-tidal, and may be called, for example, a "river," "brook," "creek," "run," "branch," "kill," or "ditch," or may have no name. Any areas that are found to be

eroding must be prioritized based on the extent of erosion, and repairs must be scheduled and completed. All repairs shall be made using methods found in the Standards for Soil Erosion and Sediment Control in New Jersey (N.J.A.C. 2:90-1).

Where existing active localized stream and stream bank scouring is widespread, the Department does not expect that this program will result in the repair of all such scouring in the initial five-year permit term. Rather, the Department expects this program to include an ongoing, good faith effort to accomplish such repair, which may not be completed during the initial permit term. The Department also notes that this program applies to locations where there is active scouring, but not to locations where scouring occurred in the past, but has now ceased.

Repairing scouring may be problematic due to access restriction and/or Department permitting requirements. The Department's Land Use Regulation Program (www.nj.gov/dep/landuse) may require wetlands, stream encroachment or coastal permits prior to any repairs or remediation. Access and the need for permits/approvals may be considered when a permittee prioritizes and schedules repairs. The Department is attempting to streamline the process for getting wetlands and stream encroachment permits needed to repair localized stream and stream bank scouring and is aware that substantial time may be required to obtain these permits, which is one of the reasons why the Tier A Permit does not specify deadlines for completing repairs. Prioritizing outfall repairs in areas that allow easy access and don't require permits may be appropriate.

WANT TO KNOW MORE?

Outfall pipe stream scouring is the scouring of the stream bank or bottom caused by the discharge from the outfall pipe. This type of erosion to the stream bed and stream banks can cause sedimentation in the waterways. While sedimentation is a natural process, the accelerated accumulation of sediments in aquatic ecosystems leads to a decline in surface water quality and biodiversity. For more information on the harmful environmental impacts caused by sedimentation, please see the "Want to know more" section of the Road Erosion Control Maintenance BMP in this Chapter of the guidance document.

Scouring occurs when the velocity of stormwater leaving an outfall pipe erodes the stream bottom or the stream bank. To prevent scouring from occurring, the exit velocity of the water from the outfall pipes must be dissipated and reduced. Stream bank stabilization is needed when vegetative stabilization practices are not practical and where the stream banks are subject to heavy erosion. One way to prevent scouring from occurring is to reduce the quantity of stormwater that reaches eroding outfall(s) by infiltrating the stormwater before it reaches the outfall. For more information on how to do this, see the New Jersey Stormwater Best Management Practices Manual as amended.

Another solution to stream and stream bank scouring is to implement one or more of the engineering standards approved by the State Soil Conservation Committee. A copy of these standards can be obtained from your Local Soil Conservation District (see Chapter 15 of this guidance document for a complete listing).

Recommendations

The following recommendations may be beneficial but are not required by the permit.

- To help reduce costs, when mapping your outfall pipes, look for signs of outfall pipe stream scouring (see Illicit Connection Program/Outfall Pipe Mapping in Chapter 6). This will ensure that you do not have to make multiple visits to the same outfall pipes.

SPPP Form 16 – Standard Operating Procedures

Municipality Information	Municipality: <u>Branchburg</u> County: <u>Somerset</u>
	NJPDES #: <u>0148539</u> PI ID #: <u>0171410</u>
	Team Member/Title: <u>Tom Mantz, Director of Public Works</u>
	Effective Date of Permit Authorization (EDPA): <u>July 7, 2009</u>
	Date of Completion: <u>December 15, 2017</u> Date of most recent update: <u>12/15/2017</u>

BMP	Date SOP went into effect	Describe your inspection schedule
Fueling Operations (including the required practices listed in Attachment D of the permit)	2004	We have only one Public Works Fuel Facility located at 34 Kenbury road. The Vehicle Maintenance Foreman inspects it monthly to insure the SOP is being carried out. It will have a annual leak test performed
Vehicle Maintenance (including the required practices listed in Attachment D of the permit)		The Vehicle maintenance Foremen inspects the garage monthly to insure the SOP is being carried out.
Good Housekeeping Practices (including the required practices listed in Attachment D of the permit) Attach inventory list required by Attachment D of the permit.		Monthly inspections at all municipal yards and ancillary operations are held by the respective foreman

Good Housekeeping Standard Operating Procedures

Introduction and Purpose:

This SOP contains the basic practices of good housekeeping to be implemented at maintenance yards including maintenance activities at ancillary operations in Branchburg Township. The purpose of this SOP is to provide a set of guidelines for the employees of Branchburg Township for Good Housekeeping Practices.

Scope:

This SOP applies to all maintenance yards including maintenance activities at ancillary operations in Branchburg Township.

Standards and Specifications (General):

- All containers should be properly labeled and marked, and the labels must remain clear and visible.
- All containers must be kept in good condition and tightly closed when not in use.
- When practical, chemicals, fluids, and supplies should be kept indoors.
- If containers are stored outside, they must be covered and placed on spill platforms.
- Keep storage areas clean and well organized.
- Spill kits and drip pans must be kept near any liquid transfer areas, protected from rainfall.
- Absorbent spill clean-up materials must be available in maintenance areas and shall be disposed of properly after use.
- Place trash, dirt and other debris in the dumpster.
- Collect waste fluids in properly labeled containers and dispose of them properly.
- Establish and maintain a recycling program by disposing papers, cans, bottles and trash in designated bins.

Standards and Specifications (Salt and Deicing Material Handling):

- During loading and unloading of salt and de-icing materials prevent and/or minimize spills. If salt or de-icing materials are spilled, remove the materials using dry cleaning methods. All collected materials shall be either reused or properly discarded.
- Sweeping should be conducted once a week to get rid of dirt and other debris. Sweeping should also be conducted immediately following loading/unloading activities, when practical.
- Minimize the tracking of materials from storage and loading/unloading areas.
-

Good Housekeeping Standard Operating Procedures

- Minimize the distance that salt and de-icing materials are transported during loading/unloading activities.
- Any materials that are stored outside must be tarped when not actively being used.
- If interim seasonal tarping is being implemented, de-icing materials may be stored outdoors only between October 15th through April 30th.

Spill Response and Reporting:

- Conduct clean up of any spill(s) immediately after discovery.
- Spills are to be cleaned up using dry cleaning methods only.
- Contact the Branchburg Township Police Department at (908) 526-3830.

Maintenance and Inspection:

- Periodically check for leaks and damaged equipment and make repairs as necessary.
- Perform monthly inspections of all (indoor and outdoor if applicable) storage locations.

Vehicle and Equipment Fueling Standard Operating Procedures

Introduction and Purpose:

Vehicle and equipment fueling procedures and practices are designed to minimize the impact of spills on surface or ground waters. Understanding the procedures for delivering fuel into vehicles, mobile fuel tanks and storage tanks is critical for this purpose. Safety is always a priority.

Fueling Operation Location:

Public Works maintenance yard located at 34 Kenbury Road, Branchburg

Above ground storage tanks:

- 8,000 gallons diesel fuel
- 4,000 gallons gasoline

Inspected for leaks on a yearly basis

Standard and specifications for vehicle and equipment fueling are as follows:

- Shut the engine off.
- Ensure that the fuel is the proper type of fuel.
- Absorbent spill clean-up materials and spill kits shall be available in fueling areas and on mobile fueling vehicles and shall be disposed of properly after use.
- Nozzles used in vehicles and equipment fueling shall be equipped with an automatic shut-off nozzle to prevent overfill.
- Fuel tanks shall not be "topped off".
- Mobile fueling shall be minimized. Whenever practical, vehicles and equipment shall be transported to the designated fueling area in the maintenance area.
- Clearly post, in a prominent area of the facility, instructions for safe operation of fueling equipment, and appropriate contact information for the person(s) responsible for spill response.

Standards and Specifications for bulk delivery:

- Drip pans or absorbent pads shall be used under all hose and pipe connections and other leak-prone areas during bulk delivery.
- Block storm sewer inlets, or contain tank trucks used for bulk transfer, with temporary berms or temporary absorbent booms during the transfer process. If temporary berms are being used instead of blocking the storm sewer inlets, all hose connections points association with the transfer of fuel must be within the temporary berms during the loading/unloading of bulk fuels.
- Protect fueling areas with berms and/or dikes to prevent run-on, runoff, and to contain spills.
- A trained employee must always be present to supervise during bulk transfer.

Vehicle and Equipment Fueling Standard Operating Procedures

Spill Response:

- Conduct cleanups of any fuel spills immediately!
- Uncontained spills are to be cleaned using dry cleaning methods only. Spills shall be cleaned up with a dry absorbent material (e.g. kitty litter, sawdust, etc.) and absorbent material shall be sweep up.
- Collected waste is to be disposed of properly.
- In the event of a major spill, use the Emergency Shut Down button at the Fuel Facility. This will notify Dispatch that an emergency exists. Also contact the Branchburg Township Police Department at (908) 526-3830 to report a spill.

Maintenance and Inspection:

- Fueling areas and storage tanks shall be inspected monthly
- Keep an ample supply of spill cleanup material on the site
- Any equipment, tanks, pumps, piping, and fuel dispensing equipment found to be leaking or in disrepair must be repaired or replaced immediately.
- Fuel facility shall be inspected yearly by a service company to ensure that there are no leaks in the system.

Vehicle and Equipment Fueling Standard Operating Procedures

Proper fueling and housekeeping procedures for the Township fuel facility in accordance with the New Jersey storm-water regulations:

1. Be sure to familiarize yourself with the area around the facility to avoid confusion in case of an emergency.
2. Know where the emergency shut-off switch is located.
3. Know where and what type of absorbents are available – Extra supply is in the wooden shed in the back of garage, Speedy-dri is in equipment barn.
4. Clean up all spills immediately and dispose of the absorbent materials in the designated containers.
5. Report the large spills and call for help – if necessary.
6. Be sure engines are shut off.
7. Avoid 'topping off' fuel tanks.
8. Work together.

Report any problems to your immediate supervisor.

Vehicle Maintenance Standard Operating Procedures

Introduction and Purpose:

This SOP contains the basic practices of vehicle maintenance to be implemented at the Public Works maintenance yard. This SOP will address the objectives of Waste Management, Spill Prevention, Containment, Countermeasures, and Pollution Control.

Public Works Maintenance Yards Locations:

Public Works maintenance yard location: 34 Kenbury Rd Branchburg
White Oak Park maintenance yard location: Baird Road, Branchburg

Standards and specifications for vehicle and equipment maintenance are as follows:

- Conduct vehicle maintenance operations only in a designated area.
- When possible, perform all vehicle and equipment maintenance at an indoor location with a paved floor.
- Always use drip pans
- Absorbent spill clean-up materials shall be available in maintenance areas and shall be disposed of properly after use.
- Maintenance areas shall be protected from Stormwater run-on and runoff, and shall be located at least 50 downstream of drainage facilities and watercourses.
- Use portable tents or construct a roofing device over long term maintenance areas and for projects that must be performed outdoors
- Do not dump or dispose oils, grease, fluids, and lubricants onto the ground.
- Do not dump or dispose batteries, used oils, antifreeze and other toxic fluids into a storm drain or watercourse.
- Do not bury fires.
- Collect waste fluids in properly labeled containers and dispose of properly.

Spill Response and Reporting:

- Provide spill containment dikes or secondary containment around stored oils and other fluid storage drums.
- Conduct cleanups of any fuel spills immediately after discovery.
- Spills are to be cleaned up with dry cleaning methods only. Spills shall be cleaned up with a dry absorbent material (e.g. kitty litter, sawdust, etc.) and the rest of the area is to be swept up.

Maintenance and Inspection:

- Periodically check for leaks and damaged equipment and make repairs as necessary.